




Electrical Guide



XK

VIN: B32753 >



BY APPOINTMENT TO
HER MAJESTY QUEEN ELIZABETH II
MANUFACTURERS OF DAIMLER AND JAGUAR CARS
JAGUAR CARS LIMITED COVENTRY



BY APPOINTMENT TO
HIS ROYAL HIGHNESS THE PRINCE OF WALES
MANUFACTURERS OF DAIMLER AND JAGUAR CARS
JAGUAR CARS LIMITED COVENTRY

Electrical Guide

XK

VIN: B32753 >

While every effort is made to ensure accuracy, design changes to the vehicle may be made in the period between the completion of this publication and the introduction of vehicles.

All rights reserved. No part of this publication may be reproduced, stored in a retrieval system or transmitted, in any form: electronic, mechanical, including photocopying, recording or other means without prior written permission from the Service Division of Jaguar Cars Limited.

Paper copies of this document are uncontrolled, always refer to the electronic source material for the latest information.

© 2008 Jaguar Cars Limited

Table of Contents	1
Table of Contents: Figures	2
Abbreviations and Acronyms	6
Using this Publication	7
Symbols and Codes	8
Component Index	follows after page 10
Connector Index.....	Follows Component Index
Electrical Guide Figures	Follows Connector Index
(pages are numbered by Figure number)	

FIGURES

Fig.	Description	Variant
01	Power Distribution	
Fig. 01.1	Power Distribution Box: Part 1	All
Fig. 01.2	Power Distribution Box: Part 2	All
Fig. 01.3	Power Distribution Box: Part 3	All
Fig. 01.4	Central Junction Box: Part 1	All
Fig. 01.5	Central Junction Box: Part 2	All
Fig. 01.6	Central Junction Box: Part 3	All
Fig. 01.7	Central Junction Box: Part 4	All
Fig. 01.8	Central Junction Box: Part 5	All
Fig. 01.9	Central Junction Box: Part 6	All
Fig. 01.10 . . .	Auxiliary Junction Box: Part 1	All
Fig. 01.11 . . .	Auxiliary Junction Box: Part 2	All
Fig. 01.12 . . .	Auxiliary Junction Box: Part 3	All
Fig. 01.13 . . .	Auxiliary Junction Box: Part 4	All
Fig. 01.14 . . .	Auxiliary Junction Box: Part 5	All
Fig. 01.15 . . .	Auxiliary Junction Box: Part 6	All
02	Ground Distribution	
Fig. 02.1	Ground Distribution: Front 1	All
Fig. 02.2	Ground Distribution: Front 2	All
Fig. 02.3	Ground Distribution: Front 3	All
Fig. 02.4	Ground Distribution: Rear 1	All
Fig. 02.5	Ground Distribution: Rear 2	All
Fig. 02.6	Ground Distribution: Rear 3	All
03	Starter; Generator	
Fig. 03.1	Starting and Charging	All
04	Engine Management	
Fig. 04.1	Engine Management: Vehicle Interface	All
Fig. 04.2	Engine Management: Sensors - Part 1	All
Fig. 04.3	Engine Management: Sensors - Part 2	All
Fig. 04.4	Engine Management: Sensors - Part 3	All
Fig. 04.5	Engine Management: Sensors - Part 4	All
Fig. 04.6	Engine Management: Sensors - Part 5	All
Fig. 04.7	Engine Management: Emissions - Part 1	All
Fig. 04.8	Engine Management: Emissions - Part 2	All
Fig. 04.9	Engine Management: Actuators – Part 1	All
Fig. 04.10 . . .	Engine Management: Actuators – Part 2	All
Fig. 04.11 . . .	Engine Management: Actuators – Part 3	All
Fig. 04.12 . . .	Engine Management: Actuators – Part 4	All
Fig. 04.13 . . .	Engine Management: Actuators – Part 5	All
Fig. 04.14 . . .	Engine Management: Fuel Tank and Lines	Yes
Fig. 04.15 . . .	Engine Cooling - PV8SC	Yes
Fig. 04.16 . . .	Engine Cooling - PV8NA	Yes
05	Transmission	
Fig. 05.1	Transmission	All
Fig. 05.2	Transmission: Paddle Switches	All

FIGURES

Fig.	Description	Variant
06 Chassis		
Fig. 06.1	Dynamic Stability Control	All
Fig. 06.2	Electronic Parking Brake	All
Fig. 06.3	Adaptive Damping	Yes
Fig. 06.4	Speed Control	Yes
Fig. 06.5	Adaptive Speed Control.	Yes
Fig. 06.6	Tire Pressure Monitoring System	Yes
Fig. 06.7	Brake Pad Wear Sensors	Yes
Fig. 06.8	Electronic Rear Differential	Yes
07 Climate Control		
Fig. 07.1	Climate Control: Part 1	All
Fig. 07.2	Climate Control: Part 2	All
08 Instrumentation		
Fig. 08.1	Instrument Cluster	All
09 Exterior Lighting		
Fig. 09.1	Exterior Lighting: Headlamps	All
Fig. 09.2	Exterior Lighting: Headlamp Leveling	Yes
Fig. 09.3	Exterior Lighting: Adaptive Front Lighting	Yes
Fig. 09.4	Exterior Lighting: Side Lamps	All
Fig. 09.5	Exterior Lighting: Reverse and Stop Lamps	All
Fig. 09.6	Exterior Lighting: Turn Signal Indicators	All
Fig. 09.7	Exterior Lighting: Turn Signal Repeaters.	All
Fig. 09.8	Exterior Lighting: Fog Lamps.	All
Fig. 09.9	Exterior Lighting: Approach Lamps	All
10 Interior Lighting		
Fig. 10.1	Interior Lighting: Map and Courtesy	All
Fig. 10.2	Interior Lighting: Door and Trunk.	All
Fig. 10.3	Interior Lighting: Switch Illumination	All
11 Steering Column; Mirrors		
Fig. 11.1	Steering Column Adjustment.	All
Fig. 11.2	Mirror Movement	All
Fig. 11.3	Electrochromic Mirrors.	Yes
12 Seat Systems		
Fig. 12.1	Driver Seat (LHD)	Yes
Fig. 12.2	Passenger Seat (LHD)	Yes
Fig. 12.3	Climate Seat (LHD)	Yes
Fig. 12.4	Heated Seats.	Yes
Fig. 12.5	Driver Seat (RHD)	Yes
Fig. 12.6	Passenger Seat (RHD)	Yes
Fig. 12.7	Climate Seat (RHD).	Yes

FIGURES

Fig.	Description	Variant
13 Central Locking; Security		
Fig. 13.1	Keyless Start	All
Fig. 13.2	Keyless Entry: LHD	Yes
Fig. 13.3	Keyless Entry: RHD.	Yes
Fig. 13.4	Door Locking	All
Fig. 13.5	Front Security	All
Fig. 13.6	Rear Security and Alarms	All
14 Wash / Wipe		
Fig. 14.1	Wash / Wipe System	All
15 Powered Windows; Convertible Top		
Fig. 15.1	Powered Windows.	All
Fig. 15.2	Convertible Top	Yes
16 In-Car Entertainment		
Fig. 16.1	In-Car Entertainment: Premium.	Yes
Fig. 16.2	In-Car Entertainment: Standard.	Yes
Fig. 16.3	Audio Antenna	Yes
Fig. 16.4	Satellite Digital Audio Radio System (SDARS)	Yes
Fig. 16.5	In-band On-channel (IBOC).	Yes
Fig. 16.6	Digital Audio Broadcasting (DAB)	Yes
Fig. 16.7	Portable audio interface - Part 1	Yes
Fig. 16.8	Portable audio interface - Part 2	Yes
17 Telematics		
Fig. 17.1	Telephone System.	Yes
Fig. 17.2	Navigation System.	Yes
18 Occupant and Pedestrian Protection		
Fig. 18.1	Safety Belt System	All
Fig. 18.2	Air Bags: Coupe	Yes
Fig. 18.3	Air Bags: Convertible.	Yes
Fig. 18.4	Pedestrian Protection System	Yes
19 Driver Assist		
Fig. 19.1	Parking Aid System.	Yes
20 Ancillaries		
Fig. 20.1	Ancillaries	All

FIGURES

Fig.	Description	Variant
21	Vehicle Multiplex Systems	
Fig. 21.1	CAN bus - High Speed	All
Fig. 21.2	CAN bus - High Speed	All
Fig. 21.3	CAN bus - High Speed	All
Fig. 21.4	CAN bus - High Speed	All
Fig. 21.5	CAN bus - Medium Speed	All
Fig. 21.6	CAN bus - Medium Speed	All
Fig. 21.7	CAN bus - Medium Speed	All
Fig. 21.8	CAN bus - Medium Speed	All
Fig. 21.9	MOST Network	All
Fig. 21.10	MOST Network	All
Fig. 21.11	MOST Network	All

The following abbreviations and acronyms are used throughout this Electrical Guide:

ABS	anti-lock braking system
ASL	automatic speed limiter
AUTO	automatic
AJB	auxiliary junction box
B+	battery voltage
BANK 1	RH cylinder bank
BANK 2	LH cylinder bank
BJB	battery junction box
CAN	controller area network
CJB	central junction box
CKP	crankshaft position
CM	control module
CMP SENSOR / 1	camshaft position sensor / RH bank
CMP SENSOR / 2	camshaft position sensor / LH bank
DAB	digital audio broadcasting
DSC	dynamic stability control
ECM	engine control module
EGR	exhaust gas recirculation
FPDB	front (power distribution box)
FSJB	central junction box
GPS	global positioning system
HID	high intensity discharge
HS CAN	high speed controller area network
IAM	integrated audio module
IBOC	in-band on-channel
IC	instrument cluster
ICE	in-car entertainment
IDM	intrusion detection module
KS	knock sensor
KVM	keyless vehicle module
LF	low frequency
LH	left-hand
LHD	left-hand drive
LIN	local interconnect network
MAF	mass air flow sensor
MAP	manifold absolute pressure
MOST	media oriented systems transport
MS CAN	medium speed controller area network
NA	naturally aspirated
NAS	North American specification
PATS	passive anti-theft system
PWM	pulse width modulated
RBD	ring break diagnostics
RCM	restraints control module
RH	right-hand
RHD	right-hand drive
ROW	rest of world
RSJB	auxiliary junction box
SAI	secondary air injection
SC	supercharged
SDARS	satellite digital audio radio system
TCM	transmission control module
TPS	throttle position sensor
TPMS	tire pressure monitoring system
TV	television
V8	V8 engine
V8NA	V8 normally aspirated engine
V8SC	V8 supercharged engine
VICS	vehicle information control system
+ve	positive
-ve	negative

Health and Safety

Always follow health and safety guidelines, specifically those detailed in the Workshop Manual.

Using this publication

The information provided in this publication is for use only by competent, qualified auto-electricians. Good product knowledge is assumed, as well as the ability to access and use recommended test equipment and other reference material.

Test equipment and other reference material

The information in this publication should be used in conjunction with the recommended test equipment; refer to Workshop Manual. Other reference material includes: Technical Service Bulletins (TSB) and the Workshop Manual.

The Electrical Reference Library (ERL) may also prove useful since it provides detailed connector information.

Battery disconnection and reconnection

It is imperative that any information relating to battery disconnection and reconnection is followed; refer to the appropriate sections in the Workshop Manual.

Fault Diagnosis

Always use the recommended test equipment for correct and reliable fault diagnosis, refer to the Workshop Manual.

Harness Repair

Repairs should only be undertaken for connectors where a Service Repair Kit is available; refer to the appropriate Electrical Reference Library (ERL).

NOTE: Fibre Optic circuits cannot be repaired; refer to the Workshop Manual.

Engine Harness In-line Connector Designations

It has been necessary to draw certain wiring diagrams to support and permit the sharing of common electrical harnesses, as a result the in-line connectors between the engine compartment harness and the engine harness do not appear on the same pages. In addition, it should be noted that the connector designations may not match; where this is the case, the matching connector designations are identified at the bottom right-hand side of the drawing, for example PI041 = C11-P. An arrow is used to highlight the connectors that are affected by this convention.

NOTE: Engine Junction Box is an alternative description for the Power Distribution Box.

Connectors, Grounds and Splices

Connectors, grounds and splices are numbered using a five-character format, for example: CA001, CA002, G03BL, FLS25. Pin numbers are designated using only significant digits, therefore CA001 pin 001 is represented as CA001/1.

Control Module Pins

B+	Battery voltage
C-	CAN negative
C+	CAN positive
D	Data
GND	Ground
GRAF	Sensor / signal ground **
IP	Input signal
LIN	Local interconnect network
MOST_RX	MOST receive
MOST_TX	MOST transmit
NEG	Negative
OP	Output signal
P	Power ground
POS	Positive
PWR	Power
SW	Switch
VBATT	Battery voltage
VREF	Sensor / signal supply V *

* May also indicate Reference Voltage.

** May also indicate Reference Ground or Logic Ground.

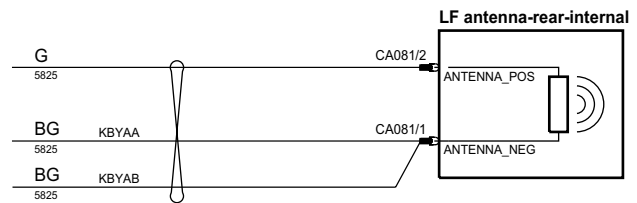
Wiring Color Codes

N or BN	Brown	O or OG	Orange
B or BK	Black	S or GY	Slate
W or WH	White	L	Light
K or PK	Pink	U or BU	Blue
G or GN	Green	P or VT	Purple
R or RD	Red	OPT	Fiber Optic
Y or YE	Yellow	SCR	Screen Braid

Wire Lengths

Wire lengths are stated in millimeters and appear directly below the color code for each wire.

Twisted Wires



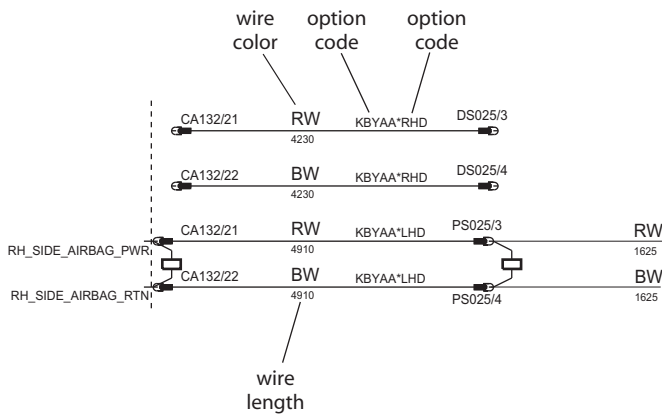
The 'figure-of-eight' symbol indicates that wires are twisted together.

Resistor Values

The omega symbol often used to represent resistance is not used in this publication.

- Whole-number resistor values below 1000 ohms are suffixed with 'R', for example: 820R.
- Whole-number resistor values above 1000 ohms are suffixed with 'K', for example: 820K.
- Fractional resistors values have 'R' or 'K' inserted at the position of the decimal point, for example: 8R2 represents 8.2 ohms, 1K0 represents 1K ohms.

Option Codes



A code identifying an optional wiring arrangement, for example KBYAA, may be allocated to certain wires; refer to the Option Code Table. The asterisk (*) represents 'and'; the colon (:) represents 'or'; for example:

IEFAB*RHD:IF9AB*RHD:IEFAB*IF9AB*RHD, represents:
 phone and right-hand drive or voice and right-hand drive or
 phone and voice and right-hand drive.

Option Code Table

ADRC	adaptive damping
A2EAB	portable audio interface
B3MAB	heated front windshield
BSHA5	foldback mirrors
CBGAG	passive entry
DBL_LOCK	double locking
DMTL	diagnostic monitoring tank leakage
EC_MIRR	electrochromic mirror
EN_AJ	naturally aspirated
EN_AK	supercharged
GCDAD	adjustable pedals
GTBAB	heated steering wheel
GTDAC	adaptive speed control
HIBAH	battery backed sounder
HIBAJ	alarm horn
HKCAA	no navigation
HKCAK	navigation
HNFAB	intrusion sensor
HNGAB	inclination sensor
HNLAB	front parking aid
HTD_SEAT	heated seats
IBYAB	analogue audio broadcast
IBYAH	digital radio
IDAAA	standard audio
IDAAB	premium audio
IEFAA	no phone
IEFAB	phone
IF9AB	voice
JEAAB	standard headlamp levelling
JEAAC	adaptive headlamp levelling
KBYAA	coupe
KBYAB	convertible
LHD	left-hand drive
PEDIMP	pedestrian protection system
RDS	radio data system
RHD	right-hand drive
SAI	secondary air injection
SAIMAP	SAI map sensor
SDARS	satellite digital audio radio system
SEAT_12WAY	12 way seat
SEAT_16WAY	16 way seat
SMOG_SNSR	pollution sensor
TPMS	tire pressure monitoring system
TV	television
VICS	vehicle information and communication system

Grounds

- There may be up to three eyelets on one ground stud.
- A, B and C are used to indicate the position of the eyelet on the stud: A - first (bottom), B - second (middle), C - third (top).
- Two eyelet variations are used: a single eyelet and an eyelet pair. The single eyelet has a single leg, which is identified by an S; the eyelet pair has two legs, identified as L (left) or R (right).

EXAMPLE:




On figures where LHD and RHD circuits are combined and the ground designation differs from LHD to RHD, the RHD ground code is shown in parentheses. If the ground designation is the same for LHD and RHD, only one ground code is used, with no parentheses.

EXAMPLE:



Component Depictions

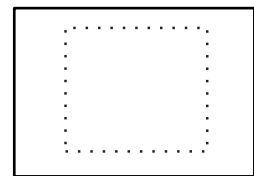
EXAMPLE:



COMPLETE COMPONENTS
AND CONTROL MODULES



INCOMPLETE COMPONENTS



COMPONENTS WITH
INTERNAL ELECTRONIC CIRCUIT

- ABS module 01.1, 01.7, 02.1, 06.1, 21.3
 Accelerometer-Front left 06.3
 Accelerometer-Front right 06.3
 Accelerometer-Rear left 06.3
 Active Exhaust Solenoid Valve 01.10, 04.13
 Active Exhaust Vacuum Pump 01.10, 02.6, 04.13
 Actuator-Hood latch-LH 18.4
 Actuator-Hood latch-RH 18.4
 Actuator-Rear differential 06.8
 Adaptive speed control sensor 01.1, 01.7, 02.1, 06.5, 21.2
 Air bag-Driver 18.2, 18.3
 Air bag-Passenger 18.2, 18.3
 Air bag-Side-Driver 18.2, 18.3
 Air bag-Side-Passenger 18.2, 18.3
 Air Conditioning (A/C) compressor Solenoid 04.1, 07.1
 AM/FM antenna 16.3, 16.5
 Amplifier-Antenna 16.3, 16.5
 Amplifier-Antenna-DAB 16.6
 Amplifier-DAB 16.6
 Amplifier-power 01.11, 02.2, 16.1, 21.9
 Antenna-DAB 16.6
 Antenna-LF-Cabin-Front 13.1
 Antenna-LF-Rear-External 13.2, 13.3
 Antenna-VICS 17.2
 Assembly-Climate-Seat backrest-Driver 12.3, 12.7
 Assembly-Climate-Seat backrest-Passenger 12.3, 12.7
 Assembly-Climate-Seat cushion-Driver 12.3, 12.7
 Assembly-Climate-Seat cushion-Passenger 12.3, 12.7
 Assembly-Door-lock-Driver 01.8, 13.4, 13.5
 Assembly-Door-lock-Passenger 01.8, 13.4, 13.5
 Auxiliary switch pack 01.7, 02.2, 02.3, 06.5, 08.1, 09.8, 10.3, 13.4
 AV input panel 16.8
 Brake pad wear sensor 06.7
 Capacitor 04.10
 Center console antenna-Rear 13.1
 Center speaker 16.1
 Cigar lighter-Front 01.1, 01.7, 02.4, 10.3, 20.1
 Clock spring 01.1, 01.14, 01.7, 05.2, 06.4, 10.3, 13.6, 16.1, 16.2, 18.2, 18.3, 01.7, 02.3
 Connector-MOST diagnostic 21.9
 Connector-Road pricing 02.2, 20.1
 Control Unit-Cooling Fan 01.1, 01.3, 02.1, 04.15, 04.16
 Convertible top latch motor and rear screen heater element 01.10, 02.6, 07.2
 Convertible top latch sensors 15.2
 Convertible top latched sensor 15.2
 Convertible top pump 15.2
 Convertible top stowage sensor 15.2
 Cruise controls-Remote 06.4, 10.3
 Diagnostic Connector 01.12, 01.14, 01.4, 02.2, 02.3, 03.1, 06.1, 21.1, 21.4, 21.5
 Downshift paddle switch 05.2, 10.3
 Driver seat module 01.4, 02.4, 02.5, 12.1, 12.5, 21.6
 Drivers seat height motor 12.1, 12.5
 ECU-Heated steering-wheel 12.4
 Engine control-module (ECM) 01.1, 01.15, 01.2, 01.3, 01.6, 01.8, 01.9, 02.1, 03.1, 04.1, 04.10, 04.11, 04.12, 04.14, 04.15, 04.16, 04.2, 04.3, 04.4, 04.5, 04.6, 04.7, 04.8, 04.9, 05.1, 06.4, 18.2, 18.3, 21.4
 Face/feet air distribution door motor 07.1
 Fan-Cooling-Power amplifier 01.5, 02.2, 16.1
 Fan-E-box 01.3, 04.9
 Front Speaker-Driver 16.1, 16.2
 Front Speaker-Passenger 16.1, 16.2
 Front Tweeter-Driver 16.1, 16.2
 Front Tweeter-Passenger 16.1, 16.2
 Fuel injector-No.1 04.11
 Fuel injector-No.2 04.11
 Fuel injector-No.3 04.11
 Fuel injector-No.4 04.11
 Fuel injector-No.5 04.11
 Fuel injector-No.6 04.11
 Fuel injector-No.7 04.11
 Fuel injector-No.8 04.11
 Fuel Tank-Petrol 01.14, 01.15, 02.4, 04.14
 Generator 03.1, 04.1
 GPS antenna 17.2
 Handle-Driver door 02.2, 13.2, 13.3
 Handle-Passenger door 01.15, 02.2, 13.2, 13.3
 Headlamp-LH 01.13, 01.2, 01.6, 02.1, 09.1, 09.2, 09.3, 09.4
 Headlamp-RH 01.13, 01.2, 01.6, 02.1, 09.1, 09.2, 09.3, 09.4
 Heater-Seat backrest-Driver 01.6, 02.4, 02.5, 12.4
 Heater-Seat backrest-Passenger 02.5, 12.4
 Heater-Seat cushion-Driver 01.6, 01.8, 01.9, 12.4
 Heater-Seat cushion-Passenger 01.8, 01.9, 12.4
 Heater-Steering wheel 01.6, 12.4
 Hood actuator-LH 18.4
 Hood actuator-RH 18.4
 Hood ajar switch 01.8, 02.1, 13.5
 Horn (s) 01.1, 02.1, 13.6
 Ignition coil-1 04.10
 Ignition coil-2 04.10
 Ignition coil-3 04.10
 Ignition coil-4 04.10
 Ignition coil-5 04.10
 Ignition coil-6 04.10
 Ignition coil-7 04.10
 Ignition coil-8 04.10
 Information and entertainment control module 01.11, 02.3, 16.1, 16.2, 21.5, 21.9
 Initiator-Front-LH 06.6
 Initiator-Front-RH 06.6
 Initiator-Rear-LH 06.6
 Initiator-Rear-RH 06.6
 Instrument cluster 01.2, 01.4, 01.8, 02.3, 03.1, 05.1, 05.2, 06.4, 06.5, 06.7, 08.1, 09.8, 09.1, 09.4, 09.6, 10.3, 11.1, 13.1, 13.4, 13.5, 14.1, 21.1, 21.5
 Integrated audio module 01.11, 16.2, 16.3, 16.5, 17.1, 21.9
 Integrated control panel 01.10, 01.11, 01.15, 02.3, 09.6, 16.1, 16.2, 18.1, 21.5
 Integrated head unit 02.3
 Jump Start-Post 03.1
 Keyless vehicle module 01.15, 01.4, 01.6, 02.3, 13.1, 13.2, 13.3, 13.4, 13.5, 21.7
 Lamp-Fog-reverse-LH 01.13, 02.6, 09.8, 09.5
 Lamp-Fog-reverse-RH 01.13, 02.6, 09.8, 09.5
 Lamp-Footwell-Front-LH 01.14, 01.5, 10.1
 Lamp-Footwell-Front-RH 01.14, 01.5, 10.1
 Lamp-Glove compartment 01.5, 10.1
 Lamp-High mounted stop 01.13, 02.6, 09.5
 Lamp-Load space 01.13, 02.6, 10.2
 Lamp-Load space-Convertible 01.13, 02.6, 10.2
 Lamp-Load space-LH 01.13, 02.6, 10.2
 Lamp-Puddle-Driver 10.2
 Lamp-Puddle-Passenger 10.2
 Lamp-Rear number plate-LH 01.13, 02.6, 09.4
 Lamp-Rear number plate-RH 01.13, 02.6, 09.4
 Lamp-Sun visor-LH 01.5, 02.2
 Lamp-Sun visor-RH 01.5, 02.2
 Lamp-Tail-LH 02.6
 LH air temperature door motor 07.1
 Liftgate Latch/Luggage Compartment Lid Latch 01.14, 01.15, 02.6, 10.2, 13.4, 13.6
 Microphone 17.1
 Mirror-Door-Driver side 04.2, 07.2, 09.7, 09.9, 11.2, 11.3

- Mirror-Door-Passenger side 04.2, 07.2, 09.7, 09.9, 11.2, 11.3
- Mirror-Interior 01.6, 01.7, 02.2, 11.3
- Mirror-Vanity-LH 10.1
- Mirror-Vanity-RH 10.1
- Module-Blower-motor control-Front 02.2, 07.1
- Module-Climate Control 01.4, 02.2, 02.3, 07.1, 21.7, 21.8
- Module-Climate-controlled seat 01.4, 01.7, 02.3, 12.3, 12.7, 21.5
- Module-Convertible top 01.12, 02.5, 15.2, 21.8
- Module-Damping-Continuously variable 01.5, 02.5, 06.3, 21.2
- Module-Door latch-Driver 02.2, 13.2, 13.3
- Module-Door latch-Passenger 02.2, 13.2, 13.3
- Module-Driver-door 01.12, 02.2, 03.1, 07.2, 09.7, 09.9, 10.2, 11.2, 12.1, 12.5, 13.4, 13.5, 15.1, 21.6
- Module-Fuel-pump driver 01.10, 02.4, 04.14
- Module-Headlamp control 01.2, 02.3, 09.2, 09.3, 21.2
- Module-IBOC Radio 01.11, 02.6, 16.5, 21.9
- Module-Intrusion detection 01.6, 01.7, 01.8, 01.9, 13.5
- Module-Parking brake 01.12, 01.15, 01.4, 01.7, 01.8, 02.5, 06.2, 21.2
- Module-Passenger-door 01.12, 02.2, 02.3, 03.1, 07.2, 10.2, 11.2, 12.2, 12.6, 13.4, 13.5, 15.1, 21.7
- Module-Portable audio interface 01.11, 02.6, 16.7, 16.8, 21.9
- Module-SDARS 01.11, 02.6, 16.4, 21.10, 21.9
- Module-Seat-occupancy 01.10, 18.1, 21.3
- Module-Signal splitter 02.6, 16.3, 16.5
- Module-Slave intrusion detection 01.6, 01.7, 01.8, 01.9, 13.5
- Module-speed control 01.1, 01.7, 02.3
- Module-Steering column lock 01.14, 01.6
- Module-steering column locking 13.5, 21.1
- Module-Telephone 02.6, 17.1, 21.10, 21.11, 21.9
- Module-Tire pressure monitoring system 01.12, 01.7, 02.5, 06.6, 21.8
- Module-Transmission shift 01.14, 01.4, 01.6, 01.7, 01.8, 02.4, 03.1, 05.1, 06.2, 13.1, 21.1
- Module-Tuner-DAB 01.11, 02.6, 16.6, 21.11, 21.9
- Motor-Blower 01.10, 07.1
- Motor-latch-Convertible top 15.2
- Motor-Recirculated air 07.1
- Motor-Release-Fuel flap 01.14, 02.6, 13.4
- Motor-Seat-Back recline 12.2, 12.6
- Motor-Seat-Backrest recline 12.1, 12.2, 12.5, 12.6
- Motor-Seat-Cushion extension-Driver 12.1, 12.5
- Motor-seat-forward rearward-driver 12.1, 12.5
- Motor-seat-forward rearward-passenger 12.2, 12.6
- Motor-Seat-Tilt-Driver 12.1, 12.5
- Motor-Window-Driver 15.1
- Motor-Window-Passenger 15.1
- Motor-Wiper-Windscreen 01.1, 01.8, 02.1, 14.1
- Navigation system module 01.11, 02.6, 16.3, 17.2, 21.10, 21.11, 21.9
- Overhead console 01.14, 01.5, 01.7, 01.8, 02.2, 10.1, 10.3, 15.2, 19.1
- Parking aid module 01.14, 02.2, 19.1, 21.6
- Parking aid sensor-Inner-Front-LH 19.1
- Parking aid sensor-Inner-Front-RH 19.1
- Parking aid sensor-Inner-Rear-LH 19.1
- Parking aid sensor-Inner-Rear-RH 19.1
- Parking aid sensor-Outer-Front-LH 19.1
- Parking aid sensor-Outer-Front-RH 19.1
- Parking aid sensor-Outer-Rear-LH 19.1
- Parking aid sensor-Outer-Rear-RH 19.1
- Parking Brake Actuator 06.2
- Passenger door switch pack 15.1
- Passenger seat height motor 12.2, 12.6
- Passenger seat module 01.4, 02.4, 02.5, 12.2, 12.6, 21.7
- Passive-sounder 01.6, 02.1, 13.6
- Pedestrian protection accelerometer-LH 18.4
- Pedestrian protection accelerometer-RH 18.4
- Pedestrian protection module 01.10, 02.1, 18.4, 21.3
- Power steering solenoid 08.1
- Pre-tensioner-Driver 18.1
- Pre-tensioner-Passenger 18.1
- Pump 1-High pressure fuel 04.12
- Pump 2-High pressure fuel 04.12
- Pump-Fuel 01.15
- Pump-Lumbar-Driver 02.4, 12.1, 12.5
- Pump-Lumbar-Passenger 02.4, 02.5, 12.2, 12.6
- Pump-Power wash 01.1, 02.1, 14.1
- Pump-Washer-Windscreen 01.6, 02.1, 14.1
- Purge control valve 04.11
- Rear differential control module 01.12, 01.7, 02.6, 06.8, 21.3
- Rear Quarter Window Regulator Motor-LH 15.2
- Rear Quarter Window Regulator Motor-RH 15.2
- Rear Speaker-LH 16.1, 16.2
- Rear Speaker-RH 16.1, 16.2
- Rear window heater element 01.10, 02.6, 07.2
- Receiver-Tire-pressure monitoring 01.12, 02.6, 06.6
- Relay-Horn 01.14
- Relay-Transit 01.14, 02.6, 03.1
- Restraints Control Module (RCM) 01.10, 01.15, 02.4, 18.1, 18.2, 18.3, 21.3
- RF receiver 01.4, 02.2, 13.1, 13.2, 13.3, 13.5
- RH air temperature door motor 07.1
- Roll over protection hoop 18.3
- Screen air distribution door motor 07.1
- SDARS antenna 16.4
- Seat heater switches are operated from the TSD 12.4
- Sensor 1-Engine coolant temperature (ECT) - PV8 04.4
- Sensor 2-Engine coolant temperature (ECT)-PV8 04.4
- Sensor-Air quality 01.7, 02.1, 07.1
- Sensor-Camshaft position-Bank 1-Inlet 04.6
- Sensor-Camshaft position-Bank 1-Outlet 04.6
- Sensor-Camshaft position-Bank 2-Inlet 04.6
- Sensor-Camshaft position-Bank 2-Outlet 04.6
- Sensor-Compartment lid 15.2
- Sensor-Crankshaft-position (CKP) 04.6
- Sensor-Driver-seat track 02.4, 18.1
- Sensor-Evaporator 07.1
- Sensor-Front impact-LH side 18.2, 18.3
- Sensor-Front impact-RH side 18.2, 18.3
- Sensor-Fuel rail-pressure 04.5
- Sensor-Height-Front-LH 06.3
- Sensor-Height-Front-RH 06.3, 09.2, 09.3
- Sensor-Height-Rear-LH 06.3
- Sensor-Height-Rear-RH 06.3, 09.2, 09.3
- Sensor-Knock-Bank 1-Front 04.3
- Sensor-Knock-Bank 1-Rear 04.3
- Sensor-Knock-Bank 2-Front 04.3
- Sensor-Knock-Bank 2-Rear 04.3
- Sensor-Low pressure fuel 04.2
- Sensor-Low washer-fluid level 01.8, 02.1, 14.1
- Sensor-MAF/IAT-Bank 1 04.2, 04.3
- Sensor-MAF/IAT-Bank 2 04.2, 04.3
- Sensor-Main bow-Center 15.2
- Sensor-Main bow-In 15.2
- Sensor-Main bow-Out 15.2
- Sensor-Manifold Absolute-Pressure (MAP) 04.5
- Sensor-Oil temperature-level 04.3
- Sensor-Oxygen-Even-Post catalyst 04.8
- Sensor-Oxygen-Even-Pre-catalyst 04.8
- Sensor-Oxygen-Odd-Post catalyst 04.8
- Sensor-Oxygen-Odd-Pre-catalyst 04.8
- Sensor-Pedestrian impact 18.4
- Sensor-Position-Accelerator pedal 04.2

- Sensor-Pressure-Air Conditioning 07.1
 Sensor-Pressure-mat 18.1
 Sensor-Pump temperature 15.2
 Sensor-Rain 01.6, 01.9, 14.1
 Sensor-Safety belt tension 18.1
 Sensor-Seat tilt position-Driver 12.1, 12.5
 Sensor-Seat tilt position-Passenger 12.2, 12.6
 Sensors-Main bow 15.2
 Sensor-Steering-angle 01.7, 06.1
 Sensor-Sunlight 01.4, 07.1, 08.1, 09.1, 09.4, 13.5
 Sensor-Temperature and Manifold-Absolute Pressure (TMAP) 04.5
 Sensor-Temperature/ Humidity 01.5, 02.3, 07.1
 Sensor-Temperature-Differential oil 06.8
 Sensor-Tire-Front-LH 06.6
 Sensor-Tire-Front-RH 06.6
 Sensor-Tire-Rear-LH 06.6
 Sensor-Tire-Rear-RH 06.6
 Sensor-Yaw Rate 01.7, 02.2, 02.3, 06.1
 Service connector-driver seat 12.1, 12.5
 Service connector-passenger seat 12.2, 12.6
 Side impact sensor-LH 18.2, 18.3
 Side impact sensor-RH 18.2, 18.3
 Slip rings-Steering wheel 02.3, 12.4
 Socket-Accessory-Front 01.5, 02.3, 20.1
 Socket-Accessory-Rear 01.12, 01.5, 02.6, 20.1
 Solenoid-Camshaft profile switching-bank 1 04.11
 Solenoid-Camshaft profile switching-bank 2 04.11
 Solenoid-Comfort-LH 01.14, 02.5, 18.2, 18.3
 Solenoid-Comfort-RH 01.14, 02.4, 18.2, 18.3
 Solenoid-Damper Rear-RH 06.3
 Solenoid-Damper-Front-LH 06.3
 Solenoid-Damper-Front-RH 06.3
 Solenoid-Damper-Rear-LH 06.3
 Solenoid-Lumbar-pump 12.1, 12.2, 12.5, 12.6
 Solenoid-Manifold intake tuning or symposer 04.11
 Solenoid-Seat bolster-Driver 02.4, 12.1, 12.5
 Solenoid-Seat bolster-Passenger 02.5, 12.2, 12.6
 Solenoid-VVT-Bank 1-Exhaust 04.11
 Solenoid-VVT-Bank 1-Intake 04.11
 Solenoid-VVT-Bank 2-Exhaust 04.11
 Solenoid-VVT-Bank 2-Intake 04.11
 Sounder-Battery backed 01.7, 01.9, 13.6
 Speaker-Subwoofer 16.1
 Speed control module 06.5, 21.2
 Start control unit 01.14, 01.4, 02.4, 03.1, 08.1, 13.1
 Starter motor 03.1, 04.1
 Super charger coolant pump 01.3, 02.1, 04.15
 Suppressor-Stop lamp-High mounted 01.13, 02.6, 09.5
 Switch-Boot release 01.15, 02.6, 13.2, 13.3, 13.4
 Switch-Brake pedal 06.4
 Switch-Brake-1 01.15, 01.4, 01.8, 06.2, 09.5
 Switch-Brake-2 02.2
 Switch-Brake-fluid level 02.1, 08.1
 Switch-Buckle-Driver 18.1
 Switch-Buckle-Passenger 02.5, 18.1
 Switch-Convertible top Compartment lid 02.6, 15.2
 Switch-Door-Driver 01.15, 02.2, 13.4
 Switch-Door-Passenger 01.15, 02.2, 13.4
 Switch-Glove-compartment 02.3, 10.1
 Switch-Horn 13.6
 Switch-Remote-ICE 05.2, 06.4, 10.3, 13.6, 16.1, 16.2
 Switch-Safety belt-Driver 02.4
 Switch-Seat memory-Driver 01.4
 Switch-Seat memory-Passenger 01.4
 Switch-Seat-Driver 12.1, 12.5
 Switch-Seat-Passenger 12.2, 12.6
 Switch-Steering column adjustment 08.1, 11.1
 Switch-Steering column-Lighting 08.1, 09.8, 09.1, 09.4, 09.6
 Switch-Steering column-Wiper 08.1, 14.1
 Switch-Window-mirror-Driver 01.4, 02.2, 11.2, 12.1, 12.5, 15.1
 Tail lamp unit-LH 01.13, 02.6, 09.8, 09.4, 09.5, 09.6
 Tail lamp unit-RH 01.13, 02.6, 09.8, 09.4, 09.5, 09.6
 Tailgate interior antenna 13.1
 TCM and Control Valve Body 21.4
 Telephone antenna 17.1
 Touch screen display 01.11, 02.3, 17.2, 21.9
 Transit mode-bypass connector 01.12, 03.1, 07.2, 09.7, 09.9, 10.2, 11.2, 13.4, 15.1
 Transmission control module 04.1
 Turn signal indicator/ hazard warning lamp-Front LH 09.6
 Turn signal indicator/ hazard warning lamp-Front RH 09.6
 Unit-Electric throttle 04.6
 Unit-Leak detection 01.3, 04.14
 Unit-Steering column 02.3, 08.1, 11.1
 Upshift paddle switch 05.2, 10.3
 Valve block 15.2
 Valve block-Lumbar-Driver 12.1, 12.5
 Valve block-Lumbar-Passenger 12.2, 12.6
 Voice recognition module 01.11
 Wheel speed sensor-LH front 06.1
 Wheel speed sensor-LH rear 06.1
 Wheel speed sensor-RH front 06.1
 Wheel speed sensor-RH rear 06.1
 Windshield LH heater element 01.2, 02.2, 07.2
 Windshield RH heater element 01.2, 02.2, 07.2

Connector	Description	Color	Cav	Location	Harness
AC001	Air conditioning (A/C) harness to main harness	Natural	2	Behind passenger side of Instrument panel	ATC LHD
AC001	Air conditioning (A/C) harness to main harness	Natural	2	Behind passenger side of Instrument panel	ATC RHD
AC001	Main harness to air conditioning (A/C) harness	Natural	2	Behind passenger side of Instrument panel	CABIN RH
AC001	Main harness to air conditioning (A/C) harness	Natural	2	Behind passenger side of Instrument panel	CABIN LH
AC002	ECU-Automatic-Temperature Control	Natural	30	Behind passenger side of Instrument panel	ATC LHD
AC002	ECU-Automatic-Temperature Control	Natural	30	Behind passenger side of Instrument panel	ATC RHD
AC004	Motor-Blower	Natural	2	Behind passenger side of Instrument panel	ATC LHD
AC004	Motor-Blower	Natural	2	Behind passenger side of Instrument panel	ATC RHD
AC005	Module-Blower-motor control-Front	Black	5	Behind passenger side of Instrument panel	ATC LHD
AC005	Module-Blower-motor control-Front	Black	5	Behind passenger side of Instrument panel	ATC RHD
AC007	Sensor-Evaporator	Natural	2	Behind center of Instrument panel	ATC LHD
AC007	Sensor-Evaporator	Natural	2	Behind center of Instrument panel	ATC RHD
AC008	RH air temperature door motor	Blue	6	Behind center of Instrument panel	ATC LHD
AC008	RH air temperature door motor	Blue	6	Behind center of Instrument panel	ATC RHD
AC010	Motor-Recirculated air	Green	7	Behind passenger side of Instrument panel	ATC LHD
AC010	Motor-Recirculated air	Green	7	Behind passenger side of Instrument panel	ATC RHD
AC011	Screen air distribution door motor	Black	6	Behind center of Instrument panel	ATC LHD
AC011	Screen air distribution door motor	Black	6	Behind center of Instrument panel	ATC RHD
AC012	Face/feet air distribution door motor	Black	6	Behind center of Instrument panel	ATC LHD
AC012	Face/feet air distribution door motor	Black	6	Behind center of Instrument panel	ATC RHD
AC015	LH air temperature door motor	Blue	6	Behind center of Instrument panel	ATC LHD
AC015	LH air temperature door motor	Blue	6	Behind center of Instrument panel	ATC RHD
AL001	Generator - PV8		1	RH side of engine	BATTERY TO STARTER MOTOR
AL002	Starter motor - PV8		1	RH side of engine	BATTERY TO STARTER MOTOR
BA001	Junction box-Battery		1	Rear of luggage compartment	MEGAFUSE FUSE BOX TO FSJIB
BA002	Junction box-Central		1	Base of LH 'A' post	MEGAFUSE FUSE BOX TO FSJIB
BB001	BBUS link harness to power distribution box right harness	Black	6	Rear RH side of engine compartment	BBUS LINK
BB001	BBUS link harness to power distribution box right harness	Black	6	Rear RH side of engine compartment	BBUS LINK
BB001	Power distribution box right harness to BBUS link harness	Black	6	Rear RH side of engine compartment	FRONT RIGHT
BB002	Sounder-Battery backed	Black	3	Rear RH side of engine compartment	BBUS LINK
BG001	Battery		1	Rear of luggage compartment	BATTERY NEGATIVE
BL001	Main harness to tailgate harness	Grey	8	Behind luggage compartment carpet LH side	CABIN RH
BL001	Main harness to tailgate harness	Grey	8	Behind luggage compartment carpet LH side	CABIN LH
BL001	Tailgate harness to main harness	Grey	8	Behind luggage compartment carpet LH side	BOOTLID LINK
BL001	Tailgate harness to main harness	Grey	8	Behind luggage compartment carpet LH side	TAILGATE LINK
BL002	Main harness to tailgate harness	Light grey	2	Behind luggage compartment carpet LH side	CABIN RH
BL002	Main harness to tailgate harness	Light grey	2	Behind luggage compartment carpet LH side	CABIN LH
BL002	Tailgate harness to main harness	Grey	2	Behind luggage compartment carpet LH side	TAILGATE LINK
BL003	Heated rear window (HRW)	Black	1	Rear screen - lower	TAILGATE LINK
BO001	Junction box-Battery		1	Rear of luggage compartment	MEGAFUSE FUSE BOX TO RSJIB
BO002	Junction box-Auxiliary		1	Behind rear seat backrest	MEGAFUSE FUSE BOX TO RSJIB
BP001	Battery		1	Rear of luggage compartment	BATTERY TO MEGAFUSE FUSE BOX
BP002	Junction box-Battery		1	Rear of luggage compartment	BATTERY TO MEGAFUSE FUSE BOX
BS001	Jump Start-Post		1	Behind LH side of rear bumper	BATTERY TO STARTER MOTOR

Connector	Description	Color	Cav	Location	Harness
BS002	Starter motor		1	RH side of engine	BATTERY TO STARTER MOTOR
BT001	Battery junction box		1	Rear of luggage compartment	MEGAFUSE FUSE BOX TO PANEL STUD
BT002	Jump Start-Post		1	Behind luggage compartment carpet LH side	MEGAFUSE FUSE BOX TO PANEL STUD
C11-A	Engine harness to knock sensor link harness	Black	12	Rear RH side of engine	ENGINE PETROL N/A
C11-A	Engine harness to knock sensor link harness	Black	12	Rear RH side of engine	ENGINE PETROL S/C
C11-A	Knock sensor link harness to engine harness	Black	12	Rear RH side of engine	KNOCK SENSORS PETROL
C11-P	Engine compartment harness to engine harness	Black	42	Rear LH side of engine compartment	ENGINE PETROL N/A
C11-P	Engine harness to engine compartment harness	Black	42	Rear LH side of engine compartment	ENGINE PETROL S/C
C1DC14	Generator - PV8NA	Black	2	RH side of engine	ENGINE PETROL N/A
C1DC14	Generator - PV8SC	Black	2	RH side of engine	ENGINE PETROL S/C
C1E117	Engine control-module (ECM) - PV8NA	Black	96	Rear LH side of engine compartment	ENGINE PETROL N/A
C1E117	Engine control-module (ECM) - PV8SC	Black	96	Rear LH side of engine compartment	ENGINE PETROL S/C
C1E135	Purge control valve - PV8SC	Grey	2	Top of engine - LH side	ENGINE PETROL N/A
C1E135	Purge control valve - PV8SC	Grey	2	Top of engine - LH side	ENGINE PETROL S/C
C1E137	Unit-Electric throttle - PV8NA	Black	6	Front of engine - center	ENGINE PETROL N/A
C1E137	Unit-Electric throttle - PV8SC	Black	6	Front of engine - center	ENGINE PETROL S/C
C1E205	Fuel injector-No.1 - PV8NA	Black	2	Top of engine - RH side	ENGINE PETROL N/A
C1E205	Fuel injector-No.1 - PV8SC	Black	2	Top of engine - RH side	ENGINE PETROL S/C
C1E206	Fuel injector-No.3 - PV8NA	Black	2	Top of engine - RH side	ENGINE PETROL N/A
C1E206	Fuel injector-No.3 - PV8SC	Black	2	Top of engine - RH side	ENGINE PETROL S/C
C1E207	Fuel injector-No.5 - PV8NA	Black	2	Top of engine - RH side	ENGINE PETROL N/A
C1E207	Fuel injector-No.5 - PV8SC	Black	2	Top of engine - RH side	ENGINE PETROL S/C
C1E208	Fuel injector-No.7 - PV8NA	Black	2	Top of engine - RH side	ENGINE PETROL N/A
C1E208	Fuel injector-No.7 - PV8SC	Black	2	Top of engine - RH side	ENGINE PETROL S/C
C1E209	Fuel injector-No.2 - PV8NA	Black	2	Top of engine - LH side	ENGINE PETROL N/A
C1E209	Fuel injector-No.2 - PV8SC	Black	2	Top of engine - LH side	ENGINE PETROL S/C
C1E210	Fuel injector-No.4 - PV8NA	Black	2	Top of engine - LH side	ENGINE PETROL N/A
C1E210	Fuel injector-No.4 - PV8SC	Black	2	Top of engine - LH side	ENGINE PETROL S/C
C1E211	Fuel injector-No.6 - PV8NA	Black	2	Top of engine - LH side	ENGINE PETROL N/A
C1E211	Fuel injector-No.6 - PV8SC	Black	2	Top of engine - LH side	ENGINE PETROL S/C
C1E212	Fuel injector-No.8 - PV8NA	Black	2	Top of engine - LH side	ENGINE PETROL N/A
C1E212	Fuel injector-No.8 - PV8SC	Black	2	Top of engine - LH side	ENGINE PETROL S/C
C1E303	Ignition coil-1 - PV8NA	Black	3	Top of engine - RH side	ENGINE PETROL N/A
C1E303	Ignition coil-1 - PV8SC	Black	3	Top of engine - RH side	ENGINE PETROL S/C
C1E304	Ignition coil-3 - PV8NA	Black	3	Top of engine - RH side	ENGINE PETROL N/A
C1E304	Ignition coil-3 - PV8SC	Black	3	Top of engine - RH side	ENGINE PETROL S/C
C1E305	Ignition coil-5 - PV8NA	Black	3	Top of engine - RH side	ENGINE PETROL N/A
C1E305	Ignition coil-5 - PV8SC	Black	3	Top of engine - RH side	ENGINE PETROL S/C
C1E306	Ignition coil-7 - PV8NA	Black	3	Top of engine - RH side	ENGINE PETROL N/A
C1E306	Ignition coil-7 - PV8SC	Black	3	Top of engine - RH side	ENGINE PETROL S/C
C1E307	Ignition coil-2 - PV8NA	Black	3	Top of engine - LH side	ENGINE PETROL N/A
C1E307	Ignition coil-2 - PV8SC	Black	3	Top of engine - LH side	ENGINE PETROL S/C
C1E308	Ignition coil-4 - PV8NA	Black	3	Top of engine - LH side	ENGINE PETROL N/A

Connector	Description	Color	Cav	Location	Harness
C1E308	Ignition coil-4 - PV8SC	Black	3	Top of engine - LH side	ENGINE PETROL S/C
C1E309	Ignition coil-6 - PV8NA	Black	3	Top of engine - LH side	ENGINE PETROL N/A
C1E309	Ignition coil-6 - PV8SC	Black	3	Top of engine - LH side	ENGINE PETROL S/C
C1E310	Ignition coil-8 - PV8NA	Black	3	Top of engine - LH side	ENGINE PETROL N/A
C1E310	Ignition coil-8 - PV8SC	Black	3	Top of engine - LH side	ENGINE PETROL S/C
C1E316	Solenoid-Manifold intake tuning or symposer	Grey	2	Top rear of engine - center	KNOCK SENSORS PETROL
C1E421	Solenoid-VVT-Bank 1-Intake	Black	2	Front RH side of engine	ENGINE PETROL N/A
C1E421	Solenoid-VVT-Bank 1-Intake	Black	2	Front RH side of engine	ENGINE PETROL S/C
C1E421A	Solenoid-VVT-Bank 1-Exhaust	Black	2	Front RH side of engine	ENGINE PETROL N/A
C1E421A	Solenoid-VVT-Bank 1-Exhaust	Black	2	Front RH side of engine	ENGINE PETROL S/C
C1E422	Solenoid-VVT-Bank 2-Intake	Black	2	Front LH side of engine	ENGINE PETROL N/A
C1E422	Solenoid-VVT-Bank 2-Intake	Black	2	Front LH side of engine	ENGINE PETROL S/C
C1E422A	Solenoid-VVT-Bank 2-Exhaust	Black	2	Front LH side of engine	ENGINE PETROL N/A
C1E422A	Solenoid-VVT-Bank 2-Exhaust	Black	2	Front LH side of engine	ENGINE PETROL S/C
C1E515	Pump 2-High pressure fuel	Black	2	Lower front of engine - RH side	ENGINE PETROL N/A
C1E515	Pump 2-High pressure fuel	Black	2	Lower front of engine - RH side	ENGINE PETROL S/C
C1E515A	Pump 1-High pressure fuel	Black	2	Lower front of engine - RH side	ENGINE PETROL N/A
C1E515A	Pump 1-High pressure fuel	Black	2	Lower front of engine - RH side	ENGINE PETROL S/C
C1E706	Sensor-Camshaft position-Bank 1-Inlet	Black	3	Front RH side of engine	ENGINE PETROL N/A
C1E706	Sensor-Camshaft position-Bank 1-Inlet	Black	3	Front RH side of engine	ENGINE PETROL S/C
C1E706A	Sensor-Camshaft position-Bank 1-Outlet	Black	3	Front RH side of engine	ENGINE PETROL N/A
C1E706A	Sensor-Camshaft position-Bank 1-Outlet	Black	3	Front RH side of engine	ENGINE PETROL S/C
C1E707	Sensor-Camshaft position-Bank 2-Inlet	Black	3	Front LH side of engine	ENGINE PETROL N/A
C1E707	Sensor-Camshaft position-Bank 2-Inlet	Black	3	Front LH side of engine	ENGINE PETROL S/C
C1E707A	Sensor-Camshaft position-Bank 2-Outlet	Black	3	Front LH side of engine	ENGINE PETROL N/A
C1E707A	Sensor-Camshaft position-Bank 2-Outlet	Black	3	Front LH side of engine	ENGINE PETROL S/C
C1E711	Sensor-Crankshaft-position (CKP)	Black	2	Lower rear of engine - LH side	ENGINE PETROL N/A
C1E711	Sensor-Crankshaft-position (CKP)	Black	2	Lower rear of engine - LH side	ENGINE PETROL S/C
C1E716	Sensor 1-Engine coolant temperature (ECT) - PV8	Grey	2	Rear RH side of engine	ENGINE PETROL N/A
C1E716	Sensor 1-Engine coolant temperature (ECT) - PV8	Grey	2	Rear RH side of engine	ENGINE PETROL S/C
C1E716A	Sensor 2-Engine coolant temperature (ECT)-PV8	Grey	2	Front LH side of engine	ENGINE PETROL N/A
C1E716A	Sensor 2-Engine coolant temperature (ECT)-PV8	Grey	2	Front LH side of engine	ENGINE PETROL S/C
C1E717	Sensor-Oil temperature-level	Black	3	Lower front of engine - LH side	ENGINE PETROL S/C
C1E717	Sensor-Oil temperature-level	Black	3	Lower front of engine - LH side	ENGINE PETROL N/A
C1E727	Sensor-Fuel rail-pressure	Black	3	Rear RH side of engine	ENGINE PETROL N/A
C1E727	Sensor-Fuel rail-pressure	Black	3	Rear RH side of engine	ENGINE PETROL S/C
C1E731	Sensor-Oxygen-Odd-Post catalyst - PV8NA	Dark grey	4	Top of engine - RH side	ENGINE PETROL S/C
C1E731	Sensor-Oxygen-Odd-Post catalyst - PV8SC	Dark grey	4	Gearbox - Rear	ENGINE PETROL N/A
C1E733	Sensor-Oxygen-Even-Post catalyst - PV8NA	Dark grey	4	Gearbox - Rear	ENGINE PETROL S/C
C1E733	Sensor-Oxygen-Even-Post catalyst - PV8SC	Dark grey	4	Gearbox - Rear	ENGINE PETROL N/A
C1E735	Sensor-Oxygen-Odd-Pre-catalyst - PV8NA	Black	4	RH side of gearbox	ENGINE PETROL S/C
C1E735	Sensor-Oxygen-Odd-Pre-catalyst - PV8SC	Black	4	RH side of gearbox	ENGINE PETROL N/A
C1E737	Sensor-Oxygen-Even-Pre-catalyst - PV8NA	Black	4	LH side of gearbox	ENGINE PETROL S/C
C1E737	Sensor-Oxygen-Even-Pre-catalyst - PV8SC	Black	4	LH side of gearbox	ENGINE PETROL N/A

Connector	Description	Color	Cav	Location	Harness
C1E801	Sensor-Knock-Bank 1-Front	Black	2	Top of engine	KNOCK SENSORS PETROL
C1E802	Sensor-Knock-Bank 2-Front	Black	2	Top of engine	KNOCK SENSORS PETROL
C1E803	Sensor-Manifold Absolute-Pressure (MAP) - PV8NA	Grey	3	Front of engine - center	ENGINE PETROL N/A
C1E803	Sensor-Manifold Absolute-Pressure (MAP) - PV8SC	Grey	3	Front of engine - center	ENGINE PETROL S/C
C1E804	Sensor-Temperature and Manifold-Absolute Pressure (TMAP) - PV8SC	Black	4	Rear LH side of engine	ENGINE PETROL S/C
C1E807	Engine harness to engine compartment harness	Black	5	Behind RH headlamp	ENGINE PETROL N/A
C1E807	Engine harness to engine compartment harness	Black	5	Behind RH headlamp	ENGINE PETROL S/C
C1E808	Engine harness to engine compartment harness	Black	5	Behind LH headlamp	ENGINE PETROL N/A
C1E808	Engine harness to engine compartment harness	Black	5	Behind LH headlamp	ENGINE PETROL S/C
C1ET34	Module-Transmission-control	Black	16	RH side of gearbox	ENGINE PETROL N/A
C1ET34	Module-Transmission-control	Black	16	RH side of gearbox	ENGINE PETROL S/C
C1H421	Air Conditioning (A/C) compressor Solenoid	Black	2	LH side of engine	ENGINE PETROL N/A
C1H421	Air Conditioning (A/C) compressor Solenoid	Black	2	LH side of engine	ENGINE PETROL S/C
CA010	Junction box-Central	Light grey	4	Base of LH 'A' post	CABIN RH
CA010	Junction box-Central	Light grey	4	Base of LH 'A' post	CABIN LH
CA011	Junction box-Central	Grey	2	Base of LH 'A' post	CABIN RH
CA011	Junction box-Central	Grey	2	Base of LH 'A' post	CABIN LH
CA012	Junction box-Central	Grey	10	Base of LH 'A' post	CABIN RH
CA012	Junction box-Central	Grey	10	Base of LH 'A' post	CABIN LH
CA013	Junction box-Central	Light grey	10	Base of LH 'A' post	CABIN RH
CA013	Junction box-Central	Light grey	10	Base of LH 'A' post	CABIN LH
CA015	Junction box-Central	Light grey	14	Base of LH 'A' post	CABIN RH
CA015	Junction box-Central	Light grey	14	Base of LH 'A' post	CABIN LH
CA016	Junction box-Central	Black	16	Base of LH 'A' post	CABIN RH
CA016	Junction box-Central	Black	16	Base of LH 'A' post	CABIN LH
CA018	Junction box-Auxiliary	Light grey	4	Behind rear seat backrest	CABIN RH
CA018	Junction box-Auxiliary	Light grey	4	Behind rear seat backrest	CABIN LH
CA019	Junction box-Auxiliary	Grey	2	Behind rear seat backrest	CABIN RH
CA019	Junction box-Auxiliary	Grey	2	Behind rear seat backrest	CABIN LH
CA021	Junction box-Auxiliary	Light grey	3	Behind rear seat backrest	CABIN RH
CA021	Junction box-Auxiliary	Light grey	3	Behind rear seat backrest	CABIN LH
CA022	Junction box-Auxiliary	Light grey	10	Behind rear seat backrest	CABIN RH
CA022	Junction box-Auxiliary	Light grey	10	Behind rear seat backrest	CABIN LH
CA023	Junction box-Auxiliary	Green	14	Behind rear seat backrest	CABIN RH
CA023	Junction box-Auxiliary	Green	14	Behind rear seat backrest	CABIN LH
CA024	Junction box-Auxiliary	Blue	14	Behind rear seat backrest	CABIN RH
CA024	Junction box-Auxiliary	Blue	14	Behind rear seat backrest	CABIN LH
CA025	Junction box-Auxiliary	Light grey	14	Behind rear seat backrest	CABIN RH
CA025	Junction box-Auxiliary	Light grey	14	Behind rear seat backrest	CABIN LH
CA028	Heater element-Front screen	Black	1	RH 'A' post	CABIN RH
CA028	Heater element-Front screen	Black	1	RH 'A' post	CABIN LH
CA029	Heater element-Front screen	Black	1	RH 'A' post	CABIN RH
CA029	Heater element-Front screen	Black	1	RH 'A' post	CABIN LH
CA030	Side impact sensor-RH	Black	2	Behind RH rear trim panel	CABIN RH

Connector	Description	Color	Cav	Location	Harness
CA030	Side impact sensor-RH	Black	2	Behind RH rear trim panel	CABIN LH
CA031	Roll over protection hoop	Natural	2	Behind rear seat backrest	CABIN RH
CA031	Roll over protection hoop	Natural	2	Behind rear seat backrest	CABIN LH
CA039	Rear Speaker-RH	White	2	Behind RH rear trim panel	CABIN RH
CA039	Rear Speaker-RH	White	2	Behind RH rear trim panel	CABIN LH
CA044	Parking aid module	Black	16	Base of LH 'A' post	CABIN RH
CA044	Parking aid module	Black	16	Base of LH 'A' post	CABIN LH
CA046	Parking aid module	Black	12	Base of LH 'A' post	CABIN RH
CA046	Parking aid module	Black	12	Base of LH 'A' post	CABIN LH
CA048	Accelerometer-Rear left	Black	3	Behind luggage compartment carpet LH side	CABIN RH
CA048	Accelerometer-Rear left	Yellow	2	Behind luggage compartment carpet LH side	CABIN LH
CA049	Tail lamp unit-RH	Black	6	RH rear of vehicle	CABIN RH
CA049	Tail lamp unit-RH	Black	6	RH rear of vehicle	CABIN LH
CA050	Module-Parking brake	Light grey	14	Behind rear seat backrest	CABIN RH
CA050	Module-Parking brake	Light grey	14	Behind rear seat backrest	CABIN LH
CA051	Module-Parking brake	Grey	24	Behind rear seat backrest	CABIN RH
CA051	Module-Parking brake	Grey	24	Behind rear seat backrest	CABIN LH
CA052	Socket-Accessory-Rear	Black	3	Behind luggage compartment carpet LH side	CABIN RH
CA052	Socket-Accessory-Rear	Black	3	Behind luggage compartment carpet LH side	CABIN LH
CA053	Lamp-Load space-LH	Black	2	Behind luggage compartment carpet LH side	CABIN RH
CA053	Lamp-Load space-LH	Black	2	Behind luggage compartment carpet LH side	CABIN LH
CA054	Tail lamp unit-LH	Black	6	LH rear of vehicle	CABIN RH
CA054	Tail lamp unit-LH	Black	6	LH rear of vehicle	CABIN LH
CA056	Rear Speaker-LH	White	2	Behind LH rear trim panel	CABIN RH
CA056	Rear Speaker-LH	White	2	Behind LH rear trim panel	CABIN LH
CA059	Roll over protection hoop	Natural	2	Behind rear seat backrest	CABIN RH
CA059	Roll over protection hoop	Natural	2	Behind rear seat backrest	CABIN LH
CA060	Side impact sensor-LH	Black	2	Behind LH rear trim panel	CABIN RH
CA060	Side impact sensor-LH	Black	2	Behind LH rear trim panel	CABIN LH
CA061	Heater element-Front screen	Black	1	LH 'A' post	CABIN RH
CA061	Heater element-Front screen	Black	1	LH 'A' post	CABIN LH
CA062	Heater element-Front screen	Black	1	LH 'A' post	CABIN RH
CA062	Heater element-Front screen	Black	1	LH 'A' post	CABIN LH
CA068	Restraints Control Module (RCM)	Black	40	In rear of center console	CABIN RH
CA068	Restraints Control Module (RCM)	Black	40	In rear of center console	CABIN LH
CA070	Junction box-Auxiliary	Black	16	Behind rear seat backrest	CABIN RH
CA070	Junction box-Auxiliary	Black	16	Behind rear seat backrest	CABIN LH
CA072	Module-Tire pressure monitoring system	Blue	16	Behind rear seat backrest	CABIN RH
CA072	Module-Tire pressure monitoring system	Blue	16	Behind rear seat backrest	CABIN LH
CA074	Keyless vehicle module	Grey	23	Base of RH 'A' post	CABIN LH
CA074	Keyless vehicle module	Grey	23	Base of RH 'A' post	CABIN LH
CA075	Keyless vehicle module	Green	23	Base of RH 'A' post	CABIN RH
CA075	Keyless vehicle module	Green	23	Base of RH 'A' post	CABIN LH
CA076	Keyless vehicle module	Blue	23	Base of RH 'A' post	CABIN RH
CA076	Keyless vehicle module	Blue	23	Base of RH 'A' post	CABIN LH

Connector	Description	Color	Cav	Location	Harness
CA076	Keyless vehicle module	Blue	23	Base of RH 'A' post	CABIN LH
CA077	Keyless vehicle module	Natural	23	Base of RH 'A' post	CABIN RH
CA077	Keyless vehicle module	Natural	23	Base of RH 'A' post	CABIN LH
CA078	Keyless vehicle module	Brown	23	Base of RH 'A' post	CABIN RH
CA078	Keyless vehicle module	Brown	23	Base of RH 'A' post	CABIN LH
CA080	Center console antenna-Rear	Grey	4	In rear of center console	CABIN RH
CA080	Center console antenna-Rear	Grey	4	In rear of center console	CABIN LH
CA081	Tailgate interior antenna	Grey	4	Rear of luggage compartment	CABIN RH
CA081	Tailgate interior antenna	Grey	4	Rear of luggage compartment	CABIN LH
CA085	Speed control module	Beige	30	Base of RH 'A' post	CABIN RH
CA085	Speed control module	Beige	30	Base of RH 'A' post	CABIN LH
CA086	Main harness to convertible top harness	Black	4	Front of headlining in the center	CABIN RH
CA086	Main harness to convertible top harness	Black	4	Front of headlining in the center	CABIN LH
CA092	Module-Convertible top	Light grey	12	Behind rear seat backrest	CABIN RH
CA092	Module-Convertible top	Light grey	12	Behind rear seat backrest	CABIN LH
CA093	Rear Quarter Window Regulator Motor-RH	Light grey	2	Behind RH rear trim panel	CABIN RH
CA093	Rear Quarter Window Regulator Motor-RH	Light grey	2	Behind RH rear trim panel	CABIN LH
CA094	Rear Quarter Window Regulator Motor-LH	Light grey	2	Behind LH rear trim panel	CABIN RH
CA094	Rear Quarter Window Regulator Motor-LH	Light grey	2	Behind LH rear trim panel	CABIN LH
CA095	Convertible top harness to main harness	Dark grey	22	Behind luggage compartment carpet RH side	POWER HOOD
CA095	Main harness to convertible top harness	Dark grey	22	Behind luggage compartment carpet RH side	CABIN RH
CA095	Main harness to convertible top harness	Dark grey	22	Behind luggage compartment carpet RH side	CABIN LH
CA096	Convertible top stowage sensor	Black	4	Luggage compartment - LH side	CABIN RH
CA096	Convertible top stowage sensor	Black	4	Luggage compartment - LH side	CABIN LH
CA101	Junction box-Auxiliary	Black	16	Behind rear seat backrest	CABIN RH
CA101	Junction box-Auxiliary	Black	16	Behind rear seat backrest	CABIN LH
CA102	Mirror-Vanity-RH	Black	2	Headlining - Front RH side	CABIN RH
CA102	Mirror-Vanity-RH	Black	2	Headlining - Front RH side	CABIN LH
CA103	Lamp-Interior-Front	Natural	20	Behind interior light	CABIN RH
CA103	Lamp-Interior-Front	Natural	20	Behind interior light	CABIN LH
CA104	Mirror-Interior	Grey	8	Rear view mirror	CABIN RH
CA104	Mirror-Interior	Grey	8	Rear view mirror	CABIN LH
CA105	Sensor-Rain	Black	3	Rear view mirror	CABIN RH
CA105	Sensor-Rain	Black	3	Rear view mirror	CABIN LH
CA106	Mirror-Vanity-LH	Black	2	Headlining - Front LH side	CABIN RH
CA106	Mirror-Vanity-LH	Black	2	Headlining - Front LH side	CABIN LH
CA107	Main harness to convertible top harness	Black	4	Behind LH rear trim panel	CABIN RH
CA107	Main harness to convertible top harness	Black	4	Behind LH rear trim panel	CABIN LH
CA109	Module-Tire pressure monitoring system	Green	16	Behind rear seat backrest	CABIN RH
CA109	Module-Tire pressure monitoring system	Green	16	Behind rear seat backrest	CABIN LH
CA110	Convertible top pump	Grey	2	Behind luggage compartment carpet RH side	CABIN RH
CA110	Convertible top pump	Grey	2	Behind luggage compartment carpet RH side	CABIN LH
CA111	Convertible top latch motor and rear screen heater element	Light grey	4	Behind LH rear trim panel	CABIN RH
CA111	Convertible top latch motor and rear screen heater element	Light grey	4	Behind LH rear trim panel	CABIN LH
CA112	ECU-Automatic-Temperature Control	Natural	26	Behind passenger side of Instrument panel	CABIN RH

Connector	Description	Color	Cav	Location	Harness
CA112	ECU-Automatic-Temperature Control	Natural	26	Behind passenger side of Instrument panel	CABIN LH
CA113	Solenoid-Damper-Rear-LH	Black	2	Luggage compartment - LH side	CABIN RH
CA113	Solenoid-Damper-Rear-LH	Black	2	Luggage compartment - LH side	CABIN LH
CA114	Microphone	Natural	2	RH 'A' post	CABIN RH
CA114	Microphone	Natural	2	LH 'A' post	CABIN LH
CA115	Amplifier-power	Grey	2	Passenger footwell	CABIN RH
CA115	Amplifier-power	Grey	2	Passenger footwell	CABIN LH
CA116	Amplifier-power	Green	16	Passenger footwell	CABIN RH
CA116	Amplifier-power	Green	16	Passenger footwell	CABIN LH
CA116	Instrument panel harness to main harness	Green	16	Passenger footwell	INSTRUMENT PANEL
CA117	Amplifier-power	Black	2	Passenger footwell	CABIN RH
CA117	Amplifier-power	Black	2	Passenger footwell	CABIN LH
CA118	Sub-woofer	White	2	Passenger footwell	CABIN RH
CA118	Sub-woofer	White	2	Passenger footwell	CABIN LH
CA119	Instrument panel harness to main harness	Black	2	Beneath center console	INSTRUMENT PANEL
CA119	Instrument panel harness to main harness	Black	2	Beneath center console	INSTRUMENT PANEL
CA119	Main harness to instrument panel harness	Black	2	Beneath center console	INSTRUMENT PANEL
CA119	Main harness to instrument panel harness	Black	2	Beneath center console	INSTRUMENT PANEL
CA121	RF receiver	Black	3	Headlining - Front RH side	CABIN LH
CA121	RF receiver	Black	3	Headlining - Front RH side	CABIN RH
CA121	RF receiver	Black	3	Headlining - Front RH side	CABIN LH
CA122	Module-Intrusion detection	Black	4	Beneath center console	CABIN RH
CA122	Module-Intrusion detection	Black	4	Beneath center console	CABIN LH
CA127	Unit-Fuel Tank	Black	6	Beneath center console	CABIN LH
CA127	Unit-Fuel Tank	Black	6	Beneath rear seat	CABIN RH
CA127	Unit-Fuel Tank	Black	6	Beneath rear seat	CABIN LH
CA129	Junction box-Auxiliary	Black	16	Behind rear seat backrest	CABIN RH
CA129	Junction box-Auxiliary	Black	16	Behind rear seat backrest	CABIN LH
CA130	Junction box-Central	Black	16	Base of LH 'A' post	CABIN RH
CA130	Junction box-Central	Black	16	Base of LH 'A' post	CABIN LH
CA131	Receiver-Tire-pressure monitoring	Violet	3	Behind rear seat backrest	CABIN RH
CA131	Receiver-Tire-pressure monitoring	Black	3	Behind rear seat backrest	CABIN LH
CA132	Restraints Control Module (RCM)	Black	40	In rear of center console	CABIN RH
CA132	Restraints Control Module (RCM)	Black	40	In rear of center console	CABIN LH
CA133	Relay-Transit	White	2	Rear of luggage compartment	CABIN RH
CA133	Relay-Transit	White	2	Rear of luggage compartment	CABIN LH
CA134	Relay-Transit	Black	2	Rear of luggage compartment	CABIN RH
CA134	Relay-Transit	Black	2	Rear of luggage compartment	CABIN LH
CA135	Relay-Transit	Black	2	Rear of luggage compartment	CABIN RH
CA135	Relay-Transit	Black	2	Rear of luggage compartment	CABIN LH
CA136	Solenoid-Comfort-LH	Black	3	Behind LH rear trim panel	CABIN RH
CA136	Solenoid-Comfort-LH	Black	3	Behind LH rear trim panel	CABIN LH
CA137	Solenoid-Comfort-RH	Black	3	Behind RH rear trim panel	CABIN RH
CA137	Solenoid-Comfort-RH	Black	3	Behind RH rear trim panel	CABIN LH
CA138	Antenna-VICS	Black	1	Behind RH rear trim panel	CABIN RH
CA138	Antenna-VICS	Black	1	LH 'A' post	CABIN LH

Connector	Description	Color	Cav	Location	Harness
CA139	Main harness to vics link harness		1	Behind RH rear trim panel	CABIN RH
CA139	Main harness to vics link harness		1	Behind RH rear trim panel	CABIN LH
CA139	Vics link harness to main harness	Green	1	Behind RH rear trim panel	TELEMATICS
CA140	Module-Slave intrusion detection	Black	4	Beneath rear seat	CABIN RH
CA140	Module-Slave intrusion detection	Black	4	Beneath rear seat	CABIN LH
CA141	Lamp-Load space-Convertible	Black	2	Behind luggage compartment carpet RH side	CABIN RH
CA141	Lamp-Load space-Convertible	Black	2	Behind luggage compartment carpet RH side	CABIN LH
CA142	Stop lamp switch	Natural	4	Driver footwell	CABIN RH
CA142	Stop lamp switch	Natural	4	Driver footwell	CABIN LH
CA143	Module-Convertible top	Black	6	Behind rear seat backrest	CABIN RH
CA143	Module-Convertible top	Black	6	Behind rear seat backrest	CABIN LH
CA144	Module-Convertible top	Black	6	Behind rear seat backrest	CABIN RH
CA144	Module-Convertible top	Black	6	Behind rear seat backrest	CABIN LH
CA145	Module-Convertible top	Grey	22	Behind rear seat backrest	CABIN RH
CA145	Module-Convertible top	Grey	22	Behind rear seat backrest	CABIN LH
CA146	Connector-Road pricing	Black	2	RH 'A' post	CABIN RH
CA146	Connector-Road pricing	Black	2	RH 'A' post	CABIN LH
CA147	Lamp-Footwell-Front-LH	Natural	2	Under LH side of Instrument panel	CABIN RH
CA147	Lamp-Footwell-Front-LH	Natural	2	Under LH side of Instrument panel	CABIN LH
CA148	Lamp-Footwell-Front-RH	Natural	2	Under RH side of Instrument panel	CABIN RH
CA148	Lamp-Footwell-Front-RH	Natural	2	Under RH side of Instrument panel	CABIN LH
CA152	Sensor-Safety belt tension	Black	3	Base of 'B' post RH side	CABIN RH
CA152	Sensor-Safety belt tension	Black	3	Base of 'B' post RH side	CABIN LH
CA153	Rear differential control module	Black	17	Behind luggage compartment carpet LH side	CABIN RH
CA153	Rear differential control module	Black	17	Behind luggage compartment carpet LH side	CABIN LH
CA154	Rear differential control module	Yellow	9	Behind luggage compartment carpet LH side	CABIN RH
CA154	Rear differential control module	Yellow	9	Behind luggage compartment carpet LH side	CABIN LH
CA155	Rear differential control module	Purple	15	Behind luggage compartment carpet LH side	CABIN RH
CA155	Rear differential control module	Purple	15	Behind luggage compartment carpet LH side	CABIN LH
CA157	Sensor-Position-Accelerator pedal	Black	6	Driver footwell	CABIN RH
CA157	Sensor-Position-Accelerator pedal	Black	6	Driver footwell	CABIN LH
CA165	Fan-Cooling-Power amplifier	Light grey	2	Passenger footwell	CABIN RH
CA165	Fan-Cooling-Power amplifier	Light grey	2	Passenger footwell	CABIN LH
CA166	Module-Fuel-pump driver	Dark grey	6	Beneath rear of vehicle RH side	CABIN RH
CA166	Module-Fuel-pump driver	Dark grey	6	Beneath rear of vehicle RH side	CABIN LH
CA175	Battery	Black	2	Rear of luggage compartment	CABIN RH
CA175	Battery	Black	2	Rear of luggage compartment	CABIN LH
CA176	Battery	Black	1	Rear of luggage compartment	CABIN RH
CA176	Battery	Black	1	Rear of luggage compartment	CABIN LH
CA182	Module-Damping-Continuously variable	Green	30	Rear of luggage compartment	CABIN LH
CA182	Module-Damping-Continuously variable	Green	30	Rear of luggage compartment	CABIN RH
CA183	Module-Damping-Continuously variable	Grey	2	Rear of luggage compartment	CABIN LH
CA183	Module-Damping-Continuously variable	Grey	2	Rear of luggage compartment	CABIN RH
CA184	Sensor-Low pressure fuel	Black	3	LH side of fuel tank	CABIN LH
CA184	Sensor-Low pressure fuel	Black	3	LH side of fuel tank	CABIN RH

Connector	Description	Color	Cav	Location	Harness
CA185	Actuator-Rear differential	Black	12	Beneath rear of vehicle LH side	CABIN RH
CA185	Actuator-Rear differential	Black	12	Beneath rear of vehicle LH side	CABIN LH
CA187	Diagnostic monitoring tank Leakage	Black	4	Beneath rear of vehicle LH side	CABIN RH
CA187	Diagnostic monitoring tank Leakage	Black	4	Beneath rear of vehicle LH side	CABIN LH
CA188	Suppressor-Stop lamp-High mounted	Grey	2	Behind luggage compartment carpet LH side	CABIN RH
CA188	Suppressor-Stop lamp-High mounted	Grey	2	Behind luggage compartment carpet LH side	CABIN LH
CC001	Center console harness to instrument panel harness	Grey	8	Beneath center console LH side	CONSOLE
CC001	Instrument panel harness to Center console harness	Grey	8	Beneath center console LH side	INSTRUMENT PANEL
CC001	Instrument panel harness to Center console harness	Grey	8	Beneath center console LH side	INSTRUMENT PANEL
CC002	Start control unit	Grey	6	Beneath center console	CONSOLE
CC006	Cigar lighter-Front	Natural	3	Beneath center console	CONSOLE
CC007	Console harness to main harness	Black	10	Beneath center console LH side	CONSOLE
CC007	Main harness to console harness	Black	10	Beneath center console LH side	CABIN LH
CC007	Main harness to convertible top harness	Black	10	Beneath center console LH side	CABIN RH
CC008	Center console harness to instrument panel harness	Black	2	Beneath center console LH side	CONSOLE
CC008	Instrument panel harness to Center console harness	Grey	2	Beneath center console LH side	INSTRUMENT PANEL
CC008	Instrument panel harness to Center console harness	Grey	2	Beneath center console LH side	INSTRUMENT PANEL
CC010	Module-Transmission shift	Dark grey	22	Beneath center console	CONSOLE
CC011	Center console harness to instrument panel harness	Green	16	Beneath center console LH side	CONSOLE
CC011	Instrument panel harness to Center console harness	Green	16	Beneath center console LH side	INSTRUMENT PANEL
CC011	Instrument panel harness to Center console harness	Green	16	Beneath center console LH side	INSTRUMENT PANEL
CH001	Earth-Strap			Beneath center console LH side	EARTH ENGINE/CHASSIS
CP004	Coolant pump - PV8SC	Black	2	Lower RH rear of engine compartment	COOLING PACK
CP005	Cooling pack harness to power distribution box left harness	Grey	2	Behind RH front wheel arch liner	COOLING PACK
CP005	Engine compartment harness to link harness	Black	2	Behind RH front wheel arch liner	FRONT LEFT
CV001	Main harness to rear axle harness	Dark grey	8	Beneath rear of vehicle RH side	CABIN RH
CV001	Main harness to rear axle harness	Dark grey	8	Beneath rear of vehicle RH side	CABIN LH
CV001	Rear axle harness to main harness	Dark grey	8	Beneath rear of vehicle RH side	REAR AXLE
CV005	Main harness to rear axle harness	Dark grey	12	Beneath rear of vehicle RH side	CABIN RH
CV005	Main harness to rear axle harness	Dark grey	12	Beneath rear of vehicle RH side	CABIN LH
CV005	Rear axle harness to main harness	Dark grey	12	Beneath rear of vehicle RH side	REAR AXLE
CV006	Wheel speed sensor-LH rear	Black	2	Beneath rear of vehicle LH side	REAR AXLE
CV007	Parking Brake Actuator	Dark grey	6	Beneath rear of vehicle RH side	REAR AXLE
CV008	Wheel speed sensor-RH rear	Black	2	Beneath rear of vehicle RH side	REAR AXLE
CV017	Sensor-Pad wear-Rear	Black	2	Beneath rear of vehicle RH side	REAR AXLE
CV018	Sensor-Height-Rear-LH	Black	3	Beneath rear of vehicle RH side	REAR AXLE
CV019	Sensor-Height-Rear-RH	Black	6	Beneath rear of vehicle LH side	REAR AXLE
DD001	Driver door harness to main harness	Dark grey	22	Driver 'A' post	DRIVER DOOR
DD001	Main harness to driver door harness	Dark grey	22	Driver 'A' post	CABIN RH
DD001	Main harness to driver door harness	Dark grey	22	Driver 'A' post	CABIN LH
DD002	Mirror-Door-Driver side	Grey	10	Behind driver door switch pack	DRIVER DOOR
DD003	Module-Driver-door	Black	22	Behind driver door trim panel	DRIVER DOOR
DD004	Front Speaker-Driver	White	2	Behind driver door trim panel	DRIVER DOOR
DD005	Assembly-Door-lock-Driver	Black	10	Behind driver door trim panel	DRIVER DOOR

Connector	Description	Color	Cav	Location	Harness
DD008	Module-Door latch-Driver	Black	4	Behind driver door trim panel	DRIVER DOOR
DD009	Handle-Driver door	Black	6	Inside driver door	DRIVER DOOR
DD013	Mirror-Door-Driver side	Grey	6	Behind driver door switch pack	DRIVER DOOR
DD014	Module-Driver-door	Black	24	Behind driver door trim panel	DRIVER DOOR
DD015	Driver door harness to main harness	Grey	10	Driver 'A' post	DRIVER DOOR
DD015	Main harness to driver door harness	Grey	10	Driver 'A' post	CABIN RH
DD015	Main harness to driver door harness	Grey	10	Driver 'A' post	CABIN LH
DD016	Motor-Window-Driver	Black	6	Behind driver door trim panel	DRIVER DOOR
DS001	Driver seat harness to main harness	Dark grey	22	Beneath driver seat	SEAT DRIVER RHD
DS001	Driver seat harness to main harness	Dark grey	22	Beneath driver seat	SEAT DRIVER LHD
DS001	Main harness to driver seat harness	Dark grey	22	Beneath driver seat	CABIN RH
DS001	Main harness to driver seat harness	Dark grey	22	Beneath driver seat	CABIN LH
DS002	Heater-Seat cushion-Driver	Black	4	Beneath driver seat	SEAT DRIVER RHD
DS002	Heater-Seat cushion-Driver	Black	4	Beneath driver seat	SEAT DRIVER LHD
DS003	Heater- seat squab	Black	2	Behind driver seat backrest	SEAT DRIVER RHD
DS003	Heater- seat squab	Black	2	Behind driver seat backrest	SEAT DRIVER LHD
DS005	Motor-Seat height-Front-Driver	Black	4	Beneath driver seat	SEAT DRIVER RHD
DS005	Motor-Seat height-Front-Driver	Black	4	Beneath driver seat	SEAT DRIVER LHD
DS006	Motor-seat-forward rearward-driver	Black	4	Beneath driver seat	SEAT DRIVER RHD
DS006	Motor-seat-forward rearward-driver	Black	4	Beneath driver seat	SEAT DRIVER LHD
DS007	Motor-Seat-Recline-Driver	Black	5	Behind driver seat backrest	SEAT DRIVER RHD
DS007	Motor-Seat-Recline-Driver	Black	5	Behind driver seat backrest	SEAT DRIVER LHD
DS010	Air bag-Side-Driver	Black	1	Side of driver seat backrest	SEAT DRIVER RHD
DS010	Air bag-Side-Driver	Black	1	Side of driver seat backrest	SEAT DRIVER LHD
DS011	Pre-tensioner-Driver	Black	4	Beneath driver seat	SEAT DRIVER RHD
DS011	Pre-tensioner-Driver	Black	4	Beneath driver seat	SEAT DRIVER LHD
DS014	Sensor-Driver-seat track	Light grey	2	Beneath driver seat	SEAT DRIVER RHD
DS014	Sensor-Driver-seat track	Light grey	2	Beneath driver seat	SEAT DRIVER LHD
DS015	Driver seat module	Light grey	26	Beneath driver seat	SEAT DRIVER RHD
DS015	Driver seat module	Light grey	26	Beneath driver seat	SEAT DRIVER LHD
DS016	Driver seat module	Light grey	16	Beneath driver seat	SEAT DRIVER RHD
DS016	Driver seat module	Light grey	16	Beneath driver seat	SEAT DRIVER LHD
DS017	Driver seat module	Light grey	12	Beneath driver seat	SEAT DRIVER RHD
DS017	Driver seat module	Light grey	12	Beneath driver seat	SEAT DRIVER LHD
DS018	Driver seat module	Black	14	Beneath driver seat	SEAT DRIVER RHD
DS018	Driver seat module	Black	14	Beneath driver seat	SEAT DRIVER LHD
DS025	Driver seat harness to main harness	Grey	4	Beneath driver seat	SEAT DRIVER RHD
DS025	Driver seat harness to main harness	Grey	4	Beneath driver seat	SEAT DRIVER LHD
DS025	Main harness to driver seat harness	Grey	4	Beneath driver seat	CABIN RH
DS025	Main harness to driver seat harness	Grey	4	Beneath driver seat	CABIN LH
DS027	Driver seat harness to main harness	Light grey	12	Beneath driver seat	SEAT DRIVER RHD
DS027	Driver seat harness to main harness	Light grey	12	Beneath driver seat	SEAT DRIVER LHD
DS027	Main harness to driver seat harness	Light grey	12	Beneath driver seat	CABIN RH
DS027	Main harness to driver seat harness	Light grey	12	Beneath driver seat	CABIN LH
DS037	Sensor-Seat tilt position-Driver	Light grey	2	Behind driver seat backrest	SEAT DRIVER RHD

Connector	Description	Color	Cav	Location	Harness
DS037	Sensor-Seat tilt position-Driver	Light grey	2	Behind driver seat backrest	SEAT DRIVER LHD
DS039	Service connector-driver seat	Light grey	4	Outer edge of seat	SEAT DRIVER RHD
DS039	Service connector-driver seat	Light grey	4	Outer edge of seat	SEAT DRIVER LHD
DS040	Service connector-driver seat	Light grey	4	Outer edge of seat	SEAT DRIVER RHD
DS040	Service connector-driver seat	Light grey	4	Outer edge of seat	SEAT DRIVER LHD
DS045	Assembly-Climate-Seat backrest-Driver	Black	8	Behind driver seat backrest	SEAT DRIVER RHD
DS045	Assembly-Climate-Seat backrest-Driver	Black	8	Behind driver seat backrest	SEAT DRIVER LHD
DS046	Assembly-Climate-Seat cushion-Driver	Light grey	8	Beneath driver seat	SEAT DRIVER RHD
DS046	Assembly-Climate-Seat cushion-Driver	Light grey	8	Beneath driver seat	SEAT DRIVER LHD
DS048	Solenoid-Seat bolster-Driver	Black	6	Behind driver seat backrest	SEAT DRIVER RHD
DS048	Solenoid-Seat bolster-Driver	Black	6	Behind driver seat backrest	SEAT DRIVER LHD
DS049	Pump-Lumbar-Driver	Black	3	Behind driver seat backrest	SEAT DRIVER RHD
DS050	Pump-Lumbar-Driver	Black	3	Behind driver seat backrest	SEAT DRIVER LHD
DS050	Pump-Lumbar-Driver	Black	3	Behind driver seat backrest	SEAT DRIVER RHD
DS051	Solenoid-Lumbar-pump	Black	3	Behind driver seat backrest	SEAT DRIVER LHD
DS051	Solenoid-Lumbar-pump	Natural	2	Behind driver seat backrest	SEAT DRIVER RHD
DS052	Solenoid-Lumbar-pump	Black	6	Behind driver seat backrest	SEAT DRIVER LHD
DS052	Solenoid-Lumbar-pump	Black	6	Behind driver seat backrest	SEAT DRIVER RHD
DS053	Motor-Seat-Cushion extension-Driver	Black	4	Beneath driver seat	SEAT DRIVER LHD
DS053	Motor-Seat-Cushion extension-Driver	Black	4	Beneath driver seat	SEAT DRIVER RHD
DS054	Motor-Seat-Tilt-Driver	Black	4	Beneath driver seat	SEAT DRIVER LHD
DS054	Motor-Seat-Tilt-Driver	Black	4	Beneath driver seat	SEAT DRIVER RHD
DS054	Drivers seat height motor	Black	4	Beneath driver seat	SEAT DRIVER LHD
DT001	Driver door harness to driver door trim harness	Dark grey	22	Behind driver door trim panel	DRIVER DOOR
DT001	Driver door trim harness to driver door harness	Dark grey	22	Behind driver door trim panel	DRIVER DOOR TRIM
DT002	Front Tweeter-Driver	White	2	Behind driver door cheater panel	DRIVER DOOR TRIM
DT003	Switch-Window-mirror-Driver	Light blue	5	Behind driver door switch pack	DRIVER DOOR TRIM
DT004	Lamp-Puddle-Driver	Black	2	Behind driver door trim panel	DRIVER DOOR TRIM
DT006	Switch-Seat-Driver	Black	4	Behind driver door trim panel	DRIVER DOOR TRIM
DT008	Switch-Door-Driver	Light grey	2	Behind driver door trim panel	DRIVER DOOR TRIM
EC022	Engine compartment harness to link harness	Black	4	Behind RH front wheel arch liner	DRIVER DOOR TRIM
EC023	Engine compartment harness to link harness	Black	4	Behind RH front wheel arch liner	FRONT LEFT
EN001	Earth-Strap	Black	1	Lower rear of engine - RH side	FRONT LEFT
FB001	Front bumper harness to power distribution box left harness	Black	12	Behind LH front wheel arch liner	EARTH ENGINE/CHASSIS
FB001	Power distribution box left harness to front bumper harness	Black	12	Behind LH front wheel arch liner	BUMPER FRONT
FB003	Parking aid sensor-Outer-Front-LH	Black	3	Behind LH side of front bumper	FRONT LEFT
FB005	Parking aid sensor-Inner-Front-LH	Black	3	Behind LH side of front bumper	BUMPER FRONT
FB006	Parking aid sensor-Inner-Front-RH	Black	3	Behind RH side of front bumper	BUMPER FRONT
FB008	Parking aid sensor-Outer-Front-RH	Black	3	Behind RH side of front bumper	BUMPER FRONT
FB012	Initiator-Front-RH	Black	2	Behind RH front wheel arch liner	BUMPER FRONT
FB013	Initiator-Front-LH	Black	2	Behind LH front wheel arch liner	BUMPER FRONT
FL002	Main harness to power distribution box left harness	Dark grey	22	Base of LH 'A' post	CABIN RH
FL002	Main harness to power distribution box left harness	Dark grey	22	Base of LH 'A' post	CABIN LH
FL002	Power distribution box left harness to main harness	Dark grey	22	Base of LH 'A' post	FRONT LEFT
FL005	Speed control sensor	Black	5	Behind center of bumper	FRONT LEFT

Connector	Description	Color	Cav	Location	Harness
FL019	Motor-Wiper-Windscreen	Light grey	5	Rear LH side of engine compartment	FRONT LEFT
FL022	Switch-Brake-fluid level	Black	2	Rear LH side of engine compartment	FRONT LEFT
FL025	Solenoid-Damper-Front-LH	Black	2	Under bonnet, LH suspension turret	FRONT LEFT
FL028	Wheel speed Sensor-Front-LH	Black	2	Behind LH front wheel arch liner	FRONT LEFT
FL029	Hood ajar switch	Black	2	Rear LH side of engine compartment	FRONT LEFT
FL030	Headlamp-LH	Black	16	Behind LH headlamp	FRONT LEFT
FL031	Horn (s)	Black	2	In front of radiator	FRONT LEFT
FL034	Distribution box-Power	Dark grey	4	Rear LH side of engine compartment	FRONT LEFT
FL035	Distribution box-Power	Dark grey	4	Rear LH side of engine compartment	FRONT LEFT
FL036	Distribution box-Power	Brown	8	Rear LH side of engine compartment	FRONT LEFT
FL037	Distribution box-Power	Light grey	4	Rear LH side of engine compartment	FRONT LEFT
FL038	Distribution box-Power	Light grey	8	Rear LH side of engine compartment	FRONT LEFT
FL039	Distribution box-Power	Black	12	Rear LH side of engine compartment	FRONT LEFT
FL040	Distribution box-Power	Black	4	Rear LH side of engine compartment	FRONT LEFT
FL041	Distribution box-Power	Black	8	Rear LH side of engine compartment	FRONT LEFT
FL042	Distribution box-Power	Black	8	Rear LH side of engine compartment	FRONT LEFT
FL043	Distribution box-Power	Dark grey	8	Rear LH side of engine compartment	FRONT LEFT
FL044	Distribution box-Power	Black	10	Rear LH side of engine compartment	FRONT LEFT
FL045	Distribution box-Power	Black	1	Rear LH side of engine compartment	FRONT LEFT
FL046	Power steering solenoid	Natural	1	Rear LH side of engine compartment	FRONT LEFT
FL048	Junction box-Central	Green	2	Lower LH rear of engine compartment	FRONT LEFT
FL050	Junction box-Central	Blue	14	Base of LH 'A' post	FRONT LEFT
FL051	Junction box-Central	Blue	14	Base of LH 'A' post	FRONT LEFT
FL052	Pedestrian protection module	Black	1	Base of LH 'A' post	FRONT LEFT
FL055	Pedestrian protection accelerometer-LH	Black	20	Behind LH front wheel arch liner	FRONT LEFT
FL056	Pedestrian protection accelerometer-RH	Black	2	Behind LH side of front bumper	FRONT LEFT
FL057	Actuator-Hood latch-LH	Black	2	Behind RH side of front bumper	FRONT LEFT
FL067	Parking aid module	Yellow	2	Rear LH side of engine compartment	FRONT LEFT
FL070	Main harness to power distribution box left harness	Black	12	Base of LH 'A' post	FRONT LEFT
FL070	Main harness to power distribution box left harness	Natural	22	Base of LH 'A' post	CABIN RH
FL070	Power distribution box left harness to main harness	Natural	22	Base of LH 'A' post	CABIN LH
FL071	Main harness to power distribution box left harness	Natural	22	Base of LH 'A' post	FRONT LEFT
FL071	Power distribution box left harness to main harness	Grey	13	Base of LH 'A' post	CABIN RH
FL071	Power distribution box left harness to main harness	Grey	13	Base of LH 'A' post	CABIN LH
FL071	Power distribution box left harness to main harness	Grey	13	Base of LH 'A' post	FRONT LEFT
FL072	Engine control-module (ECM)	Black	58	Base of LH 'A' post	FRONT LEFT
FL077	Actuator-Hood latch-LH	Natural	2	Rear LH side of engine compartment	FRONT LEFT
FL079	Sensor-Pedestrian impact	Black	2	Rear LH side of engine compartment	FRONT LEFT
FL081	Junction box-Central	Black	4	Behind RH side of front bumper	FRONT LEFT
FL100	Power distribution box left harness to right harness	Black	16	Base of LH 'A' post	FRONT LEFT
FL100	Power distribution box right harness to left harness	Dark grey	8	Behind RH side of front bumper	FRONT LEFT
FL101	Power distribution box left harness to right harness	Dark grey	8	Behind RH side of front bumper	FRONT RIGHT
FL101	Power distribution box right harness to left harness	Black	12	Behind LH side of front bumper	FRONT LEFT
FL102	Power distribution box left harness to right harness	Black	12	Behind LH side of front bumper	FRONT RIGHT
FL102	Power distribution box right harness to left harness	Yellow	4	Behind RH side of front bumper	FRONT LEFT
FL103	Motor-Wiper-Windscreen	Yellow	4	Behind RH side of front bumper	FRONT RIGHT
FL103	Motor-Wiper-Windscreen	Light grey	5	Rear of engine compartment - driver side	FRONT LEFT

Connector	Description	Color	Cav	Location	Harness
FL113	Sensor-Pad wear	Black	2	Behind LH front wheel arch liner	FRONT LEFT
FL115	ABS module	Brown	38	Behind LH front wheel arch liner	FRONT LEFT
FL116	Accelerometer-Front left	Black	3	Behind LH front wheel arch liner	FRONT LEFT
FL117	Fan-E-box	Black	2	Rear LH side of engine compartment	FRONT LEFT
FL118	Engine compartment harness to engine harness	Black	5	Behind LH headlamp	FRONT LEFT
FL119	Sensor-MAF/IAT-Bank 2	Black	5	Behind LH front wheel arch liner	FRONT LEFT
FL120	Sensor-Height-Front-LH	Black	3	Behind LH front wheel arch liner	FRONT LEFT
FR001	Main harness to power distribution box right harness	Natural	22	Base of RH 'A' post	CABIN RH
FR001	Main harness to power distribution box right harness	Natural	22	Base of RH 'A' post	CABIN LH
FR001	Power distribution box right harness to main harness	Natural	22	Base of RH 'A' post	FRONT RIGHT
FR004	Sensor-Front impact-RH side	Black	2	Behind radiator RH side	FRONT RIGHT
FR007	Sensor-Pressure-Air Conditioning	Black	3	Behind radiator LH side	FRONT RIGHT
FR008	Headlamp-RH	Black	16	Behind RH headlamp	FRONT RIGHT
FR009	Pump-Washer-Windscreen	Black	2	Behind RH front wheel arch liner	FRONT RIGHT
FR010	Sensor-Low washer-fluid level	Black	2	Behind RH front wheel arch liner	FRONT RIGHT
FR011	Pump-Power wash	Dark grey	2	Behind RH front wheel arch liner	FRONT RIGHT
FR014	Wheel speed Sensor-Front-RH	Black	2	Behind RH front wheel arch liner	FRONT RIGHT
FR015	Solenoid-Damper-Front-RH	Black	2	Under bonnet, RH suspension turret	FRONT RIGHT
FR018	Accelerometer-Front right	Black	3	Behind RH front wheel arch liner	FRONT RIGHT
FR022	Switch-Brake-fluid level	Black	2	Rear of engine compartment - driver side	FRONT RIGHT
FR046	Power steering solenoid	Natural	2	Lower RH rear of engine compartment	FRONT RIGHT
FR047	Sensor-Front impact-LH side	Black	2	Behind radiator LH side	FRONT RIGHT
FR058	Actuator-Hood latch-RH	Yellow	2	Rear RH side of engine compartment	FRONT RIGHT
FR060	Module-Headlamp control	Black	26	Base of RH 'A' post	FRONT RIGHT
FR068	Main harness to power distribution box right harness	Green	16	Base of RH 'A' post	CABIN LH
FR068	Main harness to power distribution box right harness	Green	16	Base of RH 'A' post	FRONT RIGHT
FR068	Power distribution box right harness to main harness	Green	16	Base of RH 'A' post	FRONT RIGHT
FR078	Actuator-Hood latch-RH	Natural	2	Rear RH side of engine compartment	FRONT RIGHT
FR105	Module-Headlamp control	Black	26	Base of RH 'A' post	FRONT RIGHT
FR107	Pollution sensor	Black	6	Behind RH side of front bumper	FRONT RIGHT
FR110	Switch-Low coolant	Black	2	RH side of engine compartment	FRONT RIGHT
FR111	Engine compartment harness to engine harness	Black	5	Behind RH headlamp	FRONT RIGHT
FR112	Sensor-MAF/IAT-Bank 1	Black	5	Behind RH front wheel arch liner	FRONT RIGHT
FR113	Sensor-Height-Front-RH	Black	6	Behind RH front wheel arch liner	FRONT RIGHT
G01AL	Ground point	Black	1	Behind LH front wheel arch liner	FRONT LEFT
G01BL	Ground point	Black	1	Behind LH front wheel arch liner	FRONT LEFT
G01BR	Ground point	Black	1	Behind LH front wheel arch liner	FRONT LEFT
G02AL	Ground point	Black	1	Behind RH front wheel arch liner	FRONT RIGHT
G02AR	Ground point	Black	1	Behind RH front wheel arch liner	FRONT RIGHT
G02BS	Ground point	Black	1	Behind RH front wheel arch liner	FRONT RIGHT
G03AL	Ground point	Black	1	Behind RH front wheel arch liner	FRONT RIGHT
G03AR	Ground point	Black	1	Rear LH side of engine compartment	FRONT LEFT
G03BL	Ground point	Black	1	Rear LH side of engine compartment	FRONT LEFT
G03BR	Ground point	Black	1	Rear LH side of engine compartment	FRONT LEFT

Connector	Description	Color	Cav	Location	Harness
G05AS	Ground point		1	Luggage compartment - LH side	BATTERY NEGATIVE
G06AR	Ground point		1	Rear RH side of engine compartment	FRONT RIGHT
G06BL	Ground point		1	Rear RH side of engine compartment	FRONT RIGHT
G06BR	Ground point		1	Rear RH side of engine compartment	FRONT RIGHT
G07AL	Ground point		1	Rear LH side of engine compartment	FRONT LEFT
G07AR	Ground point		1	Rear LH side of engine compartment	FRONT LEFT
G09AL	Ground point		1	Base of LH 'A' post	CABIN RH
G09AL	Ground point		1	Base of LH 'A' post	CABIN LH
G09AR	Ground point		1	Base of LH 'A' post	CABIN RH
G09AR	Ground point		1	Base of LH 'A' post	CABIN LH
G09BL	Ground point		1	Base of LH 'A' post	CABIN RH
G09BL	Ground point		1	Base of LH 'A' post	CABIN LH
G09BR	Ground point		1	Base of LH 'A' post	CABIN RH
G09BR	Ground point		1	Base of LH 'A' post	CABIN LH
G10AL	Ground point		1	Base of RH 'A' post	CABIN RH
G10AL	Ground point		1	Base of RH 'A' post	CABIN LH
G10AR	Ground point		1	Base of RH 'A' post	CABIN RH
G10AR	Ground point		1	Base of RH 'A' post	CABIN LH
G10BL	Ground point		1	Base of RH 'A' post	CABIN RH
G10BL	Ground point		1	Base of RH 'A' post	CABIN LH
G10BR	Ground point		1	Base of RH 'A' post	CABIN RH
G10BR	Ground point		1	Base of RH 'A' post	CABIN LH
G11AL	Ground point		1	Behind LH side of instrument panel	INSTRUMENT PANEL
G11AR	Ground point		1	Behind LH side of instrument panel	INSTRUMENT PANEL
G12AL	Ground point		1	Behind instrument cluster	INSTRUMENT PANEL
G12AR	Ground point		1	Behind instrument cluster	INSTRUMENT PANEL
G12BL	Ground point		1	Behind instrument cluster	INSTRUMENT PANEL
G12BR	Ground point		1	Behind instrument cluster	INSTRUMENT PANEL
G13AL	Ground point		1	Beneath center console	INSTRUMENT PANEL
G13AL	Ground point		1	Beneath center console	INSTRUMENT PANEL
G14AL	Ground point		1	Beneath center console	INSTRUMENT PANEL
G14AL	Ground point		1	Beneath center console	INSTRUMENT PANEL
G14AR	Ground point		1	Beneath center console	INSTRUMENT PANEL
G14AR	Ground point		1	Beneath center console	INSTRUMENT PANEL
G14BL	Ground point		1	Beneath center console	INSTRUMENT PANEL
G14BL	Ground point		1	Beneath center console	INSTRUMENT PANEL
G14BR	Ground point		1	Beneath center console	INSTRUMENT PANEL
G14BR	Ground point		1	Beneath center console	INSTRUMENT PANEL
G15AL	Ground point		1	Beneath LH Front seat	CABIN RH
G15AL	Ground point		1	Beneath LH Front seat	CABIN LH
G15AR	Ground point		1	Beneath LH Front seat	CABIN RH
G15AR	Ground point		1	Beneath LH Front seat	CABIN LH
G16AL	Ground point		1	Beneath RH Front seat	CABIN RH
G16AL	Ground point		1	Beneath RH Front seat	CABIN LH
G16AR	Ground point		1	Beneath RH Front seat	CABIN RH
G16AR	Ground point		1	Beneath RH Front seat	CABIN LH

Connector	Description	Color	Cav	Location	Harness
G16AR	Ground point		1	Beneath RH Front seat	CABIN LH
G19AL	Ground point		1	Behind rear seat backrest	CABIN RH
G19AL	Ground point		1	Behind rear seat backrest	CABIN LH
G19AR	Ground point		1	Behind rear seat backrest	CABIN RH
G19AR	Ground point		1	Behind rear seat backrest	CABIN LH
G19BL	Ground point		1	Behind rear seat backrest	CABIN RH
G19BL	Ground point		1	Behind rear seat backrest	CABIN LH
G19BR	Ground point		1	Behind rear seat backrest	CABIN RH
G19BR	Ground point		1	Behind rear seat backrest	CABIN LH
G21AS	Ground point		1	Behind rear seat backrest	CABIN RH
G21AS	Ground point		1	Behind rear seat backrest	CABIN LH
G21BL	Ground point		1	Behind rear seat backrest	TELEMATICS
G21BR	Ground point		1	Behind rear seat backrest	TELEMATICS
G22AL	Ground point		1	Behind rear seat backrest	CABIN RH
G22AL	Ground point		1	Behind luggage compartment carpet LH side	CABIN LH
G22AR	Ground point		1	Behind luggage compartment carpet LH side	CABIN RH
G22AR	Ground point		1	Behind luggage compartment carpet LH side	CABIN LH
G22AS	Ground point		1	Behind luggage compartment carpet LH side	CABIN RH
G22AS	Ground point		1	Behind luggage compartment carpet LH side	CABIN LH
G23AL	Ground point		1	Behind luggage compartment carpet RH side	CABIN RH
G23AL	Ground point		1	Behind luggage compartment carpet RH side	CABIN LH
G23AR	Ground point		1	Behind luggage compartment carpet RH side	CABIN RH
G23AR	Ground point		1	Behind luggage compartment carpet RH side	CABIN LH
G23BS	Ground point		1	Behind luggage compartment carpet RH side	TAILGATE ANTENNA
G24AL	Ground point		1	Behind luggage compartment carpet LH side	CABIN RH
G24AL	Ground point		1	Behind luggage compartment carpet LH side	CABIN LH
G24AR	Ground point		1	Behind luggage compartment carpet LH side	CABIN RH
G24AR	Ground point		1	Behind luggage compartment carpet LH side	CABIN LH
G24BL	Ground point		1	Behind luggage compartment carpet LH side	CABIN RH
G24BL	Ground point		1	Behind luggage compartment carpet LH side	CABIN LH
G24BR	Ground point		1	Behind luggage compartment carpet LH side	CABIN RH
G24BR	Ground point		1	Behind luggage compartment carpet LH side	CABIN LH
G25AS	Ground point		1	Behind luggage compartment carpet LH side	TELEMATICS
G28AL	Ground point		1	Beneath center console	INSTRUMENT PANEL
G28AL	Ground point		1	Beneath center console	INSTRUMENT PANEL
G28AR	Ground point		1	Beneath center console	INSTRUMENT PANEL
G28AR	Ground point		1	Beneath center console	INSTRUMENT PANEL
G28BL	Ground point		1	Beneath center console	INSTRUMENT PANEL
G28BL	Ground point		1	Beneath center console	INSTRUMENT PANEL
G28BR	Ground point		1	Beneath center console	INSTRUMENT PANEL
G28BR	Ground point		1	Beneath center console	INSTRUMENT PANEL
G30AL	Ground point		1	Base of RH 'A' post	CABIN RH
G30AL	Ground point		1	Base of RH 'A' post	CABIN LH
G30AR	Ground point		1	Base of RH 'A' post	CABIN RH

Connector	Description	Color	Cav	Location	Harness
G30AR	Ground point		1	Base of RH 'A' post	CABIN LH
G30BS	Ground point		1	Base of RH 'A' post	FRONT RIGHT
G40AL	Ground point		1	Behind instrument cluster	INSTRUMENT PANEL
G40AR	Ground point		1	Behind instrument cluster	INSTRUMENT PANEL
G41AL	Ground point		1	Behind instrument cluster	INSTRUMENT PANEL
G41AR	Ground point		1	Behind instrument cluster	INSTRUMENT PANEL
G42AL	Ground point		1	Under LH side of Instrument panel	INSTRUMENT PANEL
G42AR	Ground point		1	Under LH side of Instrument panel	INSTRUMENT PANEL
G43AL	Ground point		1	Under RH side of Instrument panel	INSTRUMENT PANEL
G43AR	Ground point		1	Under RH side of Instrument panel	INSTRUMENT PANEL
G44AL	Ground point		1	Behind rear seat backrest	CABIN RH
G44AR	Ground point		1	Behind rear seat backrest	CABIN LH
G45AS	Ground point		1	Body-RH-side of fuel tank	CABIN RH
G45AS	Ground point		1	Body-RH-side of fuel tank	CABIN LH
G50AS	Ground point		1	RH side of boot lid	TRUNKLID
G50BS	Ground point		1	Boot lid - inside	TRUNKLID
G51AS	Ground point		1	Behind luggage compartment carpet RH side	TRUNKLID
IP001	Instrument panel harness to main harness	Dark grey	22	Behind RH side of Instrument panel	INSTRUMENT PANEL
IP001	Instrument panel harness to main harness	Dark grey	22	Behind RH side of Instrument panel	INSTRUMENT PANEL
IP001	Main harness to instrument panel harness	Dark grey	22	Behind RH side of Instrument panel	CABIN RH
IP001	Main harness to instrument panel harness	Dark grey	22	Behind RH side of Instrument panel	CABIN LH
IP002	Instrument panel harness to main harness	Green	22	Behind LH side of Instrument panel	INSTRUMENT PANEL
IP002	Instrument panel harness to main harness	Green	22	Behind LH side of Instrument panel	INSTRUMENT PANEL
IP002	Instrument panel harness to main harness	Green	22	Behind LH side of Instrument panel	CABIN RH
IP002	Instrument panel harness to main harness	Green	22	Behind LH side of Instrument panel	CABIN LH
IP002	Main harness to instrument panel harness	Green	22	Behind LH side of Instrument panel	INSTRUMENT PANEL
IP003	Instrument panel harness to power distribution box right harness	Light grey	10	Base of RH 'A' post	INSTRUMENT PANEL
IP003	Instrument panel harness to power distribution box right harness	Light grey	10	Base of RH 'A' post	INSTRUMENT PANEL
IP003	Power distribution box right harness to instrument panel harness	Light grey	10	Base of RH 'A' post	FRONT RIGHT
IP004	Instrument panel harness to power distribution box left harness	Light grey	4	Base of LH 'A' post	INSTRUMENT PANEL
IP004	Instrument panel harness to power distribution box left harness	Light grey	4	Base of LH 'A' post	INSTRUMENT PANEL
IP004	Power distribution box left harness to instrument panel harness	Light grey	4	Base of LH 'A' post	FRONT LEFT
IP009	Socket-Accessory-Front	Natural	3	Behind glove compartment	INSTRUMENT PANEL
IP009	Socket-Accessory-Front	Natural	3	Behind glove compartment	INSTRUMENT PANEL
IP010	Switch-Glove-compartment	Black	2	Behind LH side of Instrument panel	INSTRUMENT PANEL
IP010	Switch-Glove-compartment	Black	2	Behind LH side of Instrument panel	INSTRUMENT PANEL
IP011	Lamp-Glove compartment	Black	2	Behind glove compartment	INSTRUMENT PANEL
IP011	Lamp-Glove compartment	Black	2	Behind glove compartment	INSTRUMENT PANEL
IP012	Air bag-Passenger	Yellow	2	Behind passenger side of Instrument panel	INSTRUMENT PANEL
IP012	Air bag-Passenger	Yellow	2	Behind passenger side of Instrument panel	INSTRUMENT PANEL
IP013	Air bag-Passenger		1	Behind passenger side of Instrument panel	INSTRUMENT PANEL
IP013	Air bag-Passenger		1	Behind passenger side of Instrument panel	INSTRUMENT PANEL
IP019	Diagnostic Connector	Black	16	Under LH side of Instrument panel	INSTRUMENT PANEL
IP019	Diagnostic Connector	Black	16	Adjacent steering column	INSTRUMENT PANEL
IP020	Sensor-Sunlight	Black	6	Instrument panel-center-top	INSTRUMENT PANEL
IP020	Sensor-Sunlight	Black	6	Instrument panel-center-top	INSTRUMENT PANEL

Connector	Description	Color	Cav	Location	Harness
IP026	Restraints Control Module (RCM)	Black	24	In rear of center console	INSTRUMENT PANEL
IP026	Restraints Control Module (RCM)	Black	24	In rear of center console	INSTRUMENT PANEL
IP029	Switch-Pedal-column adjust	Black	8	Adjacent steering column	INSTRUMENT PANEL
IP029	Switch-Pedal-column adjust	Black	8	Adjacent steering column	INSTRUMENT PANEL
IP031	Instrument cluster	Black	32	Behind instrument cluster	INSTRUMENT PANEL
IP031	Instrument cluster	Black	32	Behind instrument cluster	INSTRUMENT PANEL
IP032	Instrument cluster	Black	32	Behind instrument cluster	INSTRUMENT PANEL
IP032	Instrument cluster	Black	32	Behind instrument cluster	INSTRUMENT PANEL
IP035	Unit-Steering column	Black	10	Adjacent steering column	INSTRUMENT PANEL
IP035	Unit-Steering column	Black	10	Adjacent steering column	INSTRUMENT PANEL
IP036	Sensor-Temperature-In-car	Grey	6	Under LH side of Instrument panel	INSTRUMENT PANEL
IP036	Sensor-Temperature-In-car	Grey	6	Under RH side of Instrument panel	INSTRUMENT PANEL
IP038	Sensor-Steering-angle	Grey	4	Adjacent steering column	INSTRUMENT PANEL
IP038	Sensor-Steering-angle	Grey	4	Adjacent steering column	INSTRUMENT PANEL
IP039	ECU-Steering-Lock	Black	4	Top of steering column	INSTRUMENT PANEL
IP039	ECU-Steering-Lock	Black	4	Top of steering column	INSTRUMENT PANEL
IP040	Switch-Steering column-Wiper	Black	6	Adjacent steering column	INSTRUMENT PANEL
IP040	Switch-Steering column-Wiper	Black	6	Adjacent steering column	INSTRUMENT PANEL
IP041	Switch-Steering column-Lighting	Black	6	Adjacent steering column	INSTRUMENT PANEL
IP041	Switch-Steering column-Lighting	Black	6	Adjacent steering column	INSTRUMENT PANEL
IP042	Clock spring	Natural	10	Adjacent steering column	INSTRUMENT PANEL
IP042	Clock spring	Natural	10	Adjacent steering column	INSTRUMENT PANEL
IP043	Slip rings-Steering wheel	Light grey	2	Adjacent steering column	INSTRUMENT PANEL
IP043	Slip rings-Steering wheel	Light grey	2	Adjacent steering column	INSTRUMENT PANEL
IP045	Lighting control switch	Black	12	Adjacent steering column	INSTRUMENT PANEL
IP045	Lighting control switch	Black	12	Adjacent steering column	INSTRUMENT PANEL
IP052	Instrument panel harness to main harness	Grey	13	Behind RH side of Instrument panel	INSTRUMENT PANEL
IP052	Instrument panel harness to main harness	Grey	13	Behind RH side of Instrument panel	INSTRUMENT PANEL
IP052	Main harness to instrument pack harness	Grey	13	Behind RH side of Instrument panel	CABIN LH
IP052	Main harness to instrument pack harness	Grey	13	Behind RH side of Instrument panel	CABIN RH
IP053	Instrument panel harness to main harness	Light grey	14	Behind LH side of Instrument panel	INSTRUMENT PANEL
IP053	Instrument panel harness to main harness	Light grey	14	Behind LH side of Instrument panel	INSTRUMENT PANEL
IP053	Main harness to instrument panel harness	Light grey	14	Behind LH side of Instrument panel	CABIN RH
IP053	Main harness to instrument panel harness	Light grey	14	Behind LH side of Instrument panel	CABIN LH
IP054	Instrument panel harness to power distribution box left harness	Natural	22	Base of LH 'A' post	INSTRUMENT PANEL
IP054	Instrument panel harness to power distribution box left harness	Natural	22	Base of LH 'A' post	INSTRUMENT PANEL
IP054	Power distribution box left harness to instrument panel harness	Natural	22	Base of LH 'A' post	FRONT LEFT
IP055	Center speaker	White	2	Instrument panel-center-top	INSTRUMENT PANEL
IP055	Center speaker	White	2	Instrument panel-center-top	INSTRUMENT PANEL
IP057	Head Unit-Audio-System	Light grey	14	Behind center of Instrument panel	INSTRUMENT PANEL
IP057	Head Unit-Audio-System	Light grey	14	Behind center of Instrument panel	INSTRUMENT PANEL
IP058	Head Unit-Audio-System	Light grey	12	Behind center of Instrument panel	INSTRUMENT PANEL
IP058	Head Unit-Audio-System	Light grey	12	Behind center of Instrument panel	INSTRUMENT PANEL
IP059	Head Unit-Audio-System	Black	2	Behind center of Instrument panel	INSTRUMENT PANEL

Connector	Description	Color	Cav	Location	Harness
IP059	Head Unit-Audio-System	Black	2	Behind center of Instrument panel	INSTRUMENT PANEL
IP060	Head Unit-Audio-System	Natural	1	Behind center of Instrument panel	INSTRUMENT PANEL
IP060	Head Unit-Audio-System	Natural	1	Behind center of Instrument panel	INSTRUMENT PANEL
IP061	Integrated control panel	Black	10	Behind center of Instrument panel	INSTRUMENT PANEL
IP061	Integrated control panel	Black	10	Behind center of Instrument panel	INSTRUMENT PANEL
IP063	Touch screen display	Grey	12	Behind center of Instrument panel	INSTRUMENT PANEL
IP063	Touch screen display	Grey	12	Behind center of Instrument panel	INSTRUMENT PANEL
IP064	Touch screen display	Black	2	Behind center of Instrument panel	INSTRUMENT PANEL
IP064	Touch screen display	Black	2	Behind center of Instrument panel	INSTRUMENT PANEL
IP065	Touch screen display	Black	2	Behind center of Instrument panel	INSTRUMENT PANEL
IP065	Touch screen display	Black	2	Behind center of Instrument panel	INSTRUMENT PANEL
IP075	Antenna-LF-Cabin-Front	Grey	4	Instrument panel-Center	INSTRUMENT PANEL
IP075	Antenna-LF-Cabin-Front	Grey	4	Instrument panel-Center	INSTRUMENT PANEL
IP087	Information and entertainment control module	Green	10	Behind center of Instrument panel	INSTRUMENT PANEL
IP087	Information and entertainment control module	Green	10	Behind center of Instrument panel	INSTRUMENT PANEL
IP088	Information and entertainment control module	Black	2	Behind center of Instrument panel	INSTRUMENT PANEL
IP088	Information and entertainment control module	Black	2	Behind center of Instrument panel	INSTRUMENT PANEL
IP088	Information and entertainment control module	Black	2	Behind center of Instrument panel	INSTRUMENT PANEL
IP090	Connector-MOST diagnostic	Black	2	Under LH side of Instrument panel	INSTRUMENT PANEL
IP090	Connector-MOST diagnostic	Black	2	Under RH side of Instrument panel	INSTRUMENT PANEL
IP091	Sensor-Yaw Rate	Black	4	Beneath center console	INSTRUMENT PANEL
IP091	Sensor-Yaw Rate	Black	4	Beneath center console	INSTRUMENT PANEL
IP092	Module-Climate-controlled seat	Black	10	Behind LH side of Instrument panel	INSTRUMENT PANEL
IP092	Module-Climate-controlled seat	Black	10	Behind RH side of Instrument panel	INSTRUMENT PANEL
IP093	Module-Climate-controlled seat	Black	16	Behind LH side of Instrument panel	INSTRUMENT PANEL
IP093	Module-Climate-controlled seat	Black	16	Behind LH side of Instrument panel	INSTRUMENT PANEL
IP099	Module-Climate-controlled seat	Black	12	Behind LH side of Instrument panel	INSTRUMENT PANEL
IP099	Module-Climate-controlled seat	Black	12	Behind RH side of Instrument panel	INSTRUMENT PANEL
IP100	Instrument panel harness to main harness	Light grey	12	Beneath center console	INSTRUMENT PANEL
IP100	Instrument panel harness to main harness	Light grey	12	Beneath center console	INSTRUMENT PANEL
IP100	Main harness to instrument panel harness	Light grey	12	Beneath center console	INSTRUMENT PANEL
IP100	Main harness to instrument panel harness	Light grey	12	Beneath center console	INSTRUMENT PANEL
PD001	Main harness to passenger door harness	Dark grey	22	Passenger 'A' post	CABIN RH
PD001	Main harness to passenger door harness	Dark grey	22	Passenger 'A' post	CABIN LH
PD001	Passenger door harness to main harness	Dark grey	22	Passenger 'A' post	CABIN LH
PD002	Mirror-Door-Passenger side	Grey	10	Behind passenger door trim panel	PASSENGER DOOR
PD003	Module-Passenger-door	Grey	22	Behind passenger door trim panel	PASSENGER DOOR
PD004	Front Speaker-Passenger	White	2	Behind passenger door trim panel	PASSENGER DOOR
PD005	Switch-Door-Passenger	Black	10	Behind passenger door trim panel	PASSENGER DOOR
PD008	Module-Door latch-Passenger	Black	4	Behind passenger door trim panel	PASSENGER DOOR
PD009	Module-Door handle-Passenger	Black	6	Behind passenger door trim panel	PASSENGER DOOR
PD013	Mirror-Door-Passenger side	Grey	6	Behind passenger door switch pack	PASSENGER DOOR
PD014	Module-Door latch-Passenger	Grey	24	Behind passenger door trim panel	PASSENGER DOOR
PD015	Main harness to passenger door harness	Grey	10	Passenger 'A' post	CABIN RH
PD015	Main harness to passenger door harness	Grey	10	Passenger 'A' post	CABIN LH
PD015	Passenger door harness to main harness	Grey	10	Passenger 'A' post	PASSENGER DOOR

Connector	Description	Color	Cav	Location	Harness
PD016	Motor-Window-Passenger	Black	6	Behind passenger door trim panel	PASSENGER DOOR
PH004	Sensors-Main bow	Black	3	RH rear quarter trim panel	POWER HOOD
PH005	Sensors-Main bow	Black	3	RH rear quarter trim panel	POWER HOOD
PH006	Sensor-Pump temperature	Black	2	Behind luggage compartment carpet RH side	POWER HOOD
PH008	Sensors-Tension bow	Black	3	RH rear quarter trim panel	POWER HOOD
PH009	Valve block	Black	2	Behind luggage compartment carpet RH side	POWER HOOD
PH010	Valve block	Black	2	Behind luggage compartment carpet RH side	POWER HOOD
PH011	Valve block	Black	2	Behind luggage compartment carpet RH side	POWER HOOD
PH012	Switch-Convertible top Compartment lid	Black	2	Behind luggage compartment carpet RH side	POWER HOOD
PH014	Sensor-Compartment lid	Black	2	Rear of luggage compartment - RH side	POWER HOOD
PI041	Engine compartment harness to engine harness	Black	42	Rear LH side of engine compartment	FRONT LEFT
PI041	Engine harness to engine compartment harness	Black	21	Rear LH side of engine compartment	ENGINE PETROL V8 N/A
PI041	Engine harness to engine compartment harness	Black	21	Rear LH side of engine compartment	ENGINE PETROL V8 S/C
PI054	Capacitor - PV8NA	Waterblue	2	Top of engine	ENGINE PETROL N/A
PI054	Capacitor - PV8SC	Waterblue	2	Top of engine	ENGINE PETROL S/C
PI061	Solenoid-Camshaft profile switching-bank 1	Grey	2	Rear RH side of engine	ENGINE PETROL N/A
PI063	Solenoid-Camshaft profile switching-bank 2	Grey	2	Rear LH side of engine	ENGINE PETROL N/A
PI080	Ground-Coil - PV8NA	Grey	2	Rear RH side of engine	ENGINE PETROL N/A
PI080	Ground-Coil - PV8SC	Grey	2	Rear LH side of engine	ENGINE PETROL N/A
PI082	Ground-Coil - PV8NA	Grey	1	Front RH side of engine	ENGINE PETROL N/A
PI082	Ground-Coil - PV8SC	Grey	1	Front RH side of engine	ENGINE PETROL S/C
PI082	Ground-Coil - PV8SC	Grey	1	Front LH side of engine	ENGINE PETROL N/A
PI099	Starter motor - PV8NA	Dark grey	6	Front LH side of engine	ENGINE PETROL S/C
PI099	Starter motor - PV8SC	Dark grey	1	Front LH side of engine	ENGINE PETROL N/A
PS001	Main harness to passenger seat harness	Dark grey	1	Rear RH side of engine	ENGINE PETROL S/C
PS001	Main harness to passenger seat harness	Dark grey	22	Beneath front passenger seat	CABIN RH
PS001	Passenger seat harness to main harness	Dark grey	22	Beneath front passenger seat	CABIN LH
PS001	Passenger seat harness to main harness	Dark grey	22	Beneath front passenger seat	SEAT PASSENGER RHD
PS002	Heater-Seat cushion-Passenger	Black	4	Beneath front passenger seat	SEAT PASSENGER LHD
PS002	Heater-Seat cushion-Passenger	Black	4	Beneath front passenger seat	SEAT PASSENGER RHD
PS003	Heater-Seat backrest-Passenger	Black	2	Beneath front passenger seat	SEAT PASSENGER LHD
PS003	Heater-Seat backrest-Passenger	Black	2	Beneath front passenger seat	SEAT PASSENGER RHD
PS005	Passenger seat height motor	Black	4	Beneath front passenger seat	SEAT PASSENGER LHD
PS005	Passenger seat height motor	Black	4	Beneath front passenger seat	SEAT PASSENGER RHD
PS006	Motor-seat-forward rearward-passenger	Black	4	Beneath front passenger seat	SEAT PASSENGER LHD
PS006	Motor-seat-forward rearward-passenger	Black	4	Beneath front passenger seat	SEAT PASSENGER RHD
PS007	Motor-Seat-Recline-Passenger	Black	4	Beneath front passenger seat	SEAT PASSENGER LHD
PS007	Motor-Seat-Recline-Passenger	Black	5	Behind passenger seat backrest	SEAT PASSENGER RHD
PS010	Air bag-Side-Passenger	Black	5	Behind passenger seat backrest	SEAT PASSENGER LHD
PS010	Air bag-Side-Passenger	Black	1	Behind passenger seat backrest	SEAT PASSENGER RHD
PS010	Air bag-Side-Passenger	Black	1	Behind passenger seat backrest	SEAT PASSENGER LHD
PS011	Switch-Buckle-Passenger	Black	4	Beneath front passenger seat	SEAT PASSENGER RHD
PS011	Switch-Buckle-Passenger	Black	4	Beneath front passenger seat	SEAT PASSENGER LHD
PS015	Passenger seat module	Light grey	26	Beneath front passenger seat	SEAT PASSENGER RHD
PS015	Passenger seat module	Light grey	26	Beneath front passenger seat	SEAT PASSENGER LHD
PS016	Passenger seat module	Light grey	16	Beneath front passenger seat	SEAT PASSENGER RHD

Connector	Description	Color	Cav	Location	Harness
P S016	Passenger seat module	Light grey	16	Beneath front passenger seat	SEAT PASSENGER LHD
P S017	Passenger seat module	Light grey	12	Beneath front passenger seat	SEAT PASSENGER RHD
P S017	Passenger seat module	Light grey	12	Beneath front passenger seat	SEAT PASSENGER LHD
P S018	Passenger seat module	Black	14	Beneath front passenger seat	SEAT PASSENGER RHD
P S018	Passenger seat module	Black	14	Beneath front passenger seat	SEAT PASSENGER LHD
P S022	Sensor-Pressure-mat	Black	3	Beneath front passenger seat	SEAT PASSENGER RHD
P S022	Sensor-Pressure-mat	Black	3	Beneath front passenger seat	SEAT PASSENGER LHD
P S025	Main harness to passenger seat harness	Grey	4	Beneath front passenger seat	CABIN RH
P S025	Main harness to passenger seat harness	Grey	4	Beneath front passenger seat	CABIN LH
P S025	Passenger seat harness to main harness	Grey	4	Beneath front passenger seat	SEAT PASSENGER RHD
P S025	Passenger seat harness to main harness	Grey	4	Beneath front passenger seat	SEAT PASSENGER LHD
P S027	Main harness to passenger seat harness	Light grey	12	Beneath front passenger seat	CABIN RH
P S027	Main harness to passenger seat harness	Light grey	12	Beneath front passenger seat	CABIN LH
P S027	Passenger seat harness to main harness	Light grey	4	Beneath front passenger seat	SEAT PASSENGER RHD
P S027	Passenger seat harness to main harness	Light grey	4	Beneath front passenger seat	SEAT PASSENGER LHD
P S037	Sensor-Seat tilt position-Passenger	Light grey	2	Behind passenger seat backrest	SEAT PASSENGER RHD
P S037	Sensor-Seat tilt position-Passenger	Light grey	2	Behind passenger seat backrest	SEAT PASSENGER LHD
P S039	Service connector-passenger seat	Light grey	4	Outer edge of seat	SEAT PASSENGER RHD
P S039	Service connector-passenger seat	Light grey	4	Outer edge of seat	SEAT PASSENGER LHD
P S040	Service connector-passenger seat	Light grey	4	Outer edge of seat	SEAT PASSENGER RHD
P S040	Service connector-passenger seat	Light grey	4	Outer edge of seat	SEAT PASSENGER LHD
P S045	Assembly-Climate-Seat backrest-Passenger	Black	8	Behind passenger seat backrest	SEAT PASSENGER RHD
P S045	Assembly-Climate-Seat backrest-Passenger	Black	8	Behind passenger seat backrest	SEAT PASSENGER LHD
P S046	Assembly-Climate-Seat cushion-Passenger	Light grey	8	Beneath front passenger seat	SEAT PASSENGER RHD
P S046	Assembly-Climate-Seat cushion-Passenger	Light grey	8	Beneath front passenger seat	SEAT PASSENGER LHD
P S047	Module-Seat-occupancy	Black	10	Beneath front passenger seat	SEAT PASSENGER RHD
P S047	Module-Seat-occupancy	Black	10	Beneath front passenger seat	SEAT PASSENGER LHD
P S048	Solenoid-Seat bolster-Passenger	Black	6	Behind passenger seat backrest	SEAT PASSENGER RHD
P S048	Solenoid-Seat bolster-Passenger	Black	6	Behind passenger seat backrest	SEAT PASSENGER LHD
P S049	Pump-Lumbar-Passenger	Black	3	Behind passenger seat backrest	SEAT PASSENGER RHD
P S049	Pump-Lumbar-Passenger	Black	3	Behind passenger seat backrest	SEAT PASSENGER LHD
P S050	Pump-Lumbar-Passenger	Black	3	Behind passenger seat backrest	SEAT PASSENGER RHD
P S050	Pump-Lumbar-Passenger	Black	3	Behind passenger seat backrest	SEAT PASSENGER LHD
P S051	Solenoid-Lumbar-pump	Black	3	Behind passenger seat backrest	SEAT PASSENGER RHD
P S051	Solenoid-Lumbar-pump	Black	3	Behind passenger seat backrest	SEAT PASSENGER LHD
P S052	Valve block-Lumbar-Passenger	Black	6	Behind passenger seat backrest	SEAT PASSENGER RHD
P S052	Solenoid-Lumbar-pump	Black	6	Behind passenger seat backrest	SEAT PASSENGER LHD
P S053	Motor-Seat-Cushion extension-Passenger	Black	4	Beneath front passenger seat	SEAT PASSENGER RHD
P S053	Motor-Seat-Cushion extension-Passenger	Black	4	Beneath front passenger seat	SEAT PASSENGER LHD
P S054	Passenger seat height motor	Black	4	Beneath front passenger seat	SEAT PASSENGER RHD
P S054	Passenger seat height motor	Black	4	Beneath front passenger seat	SEAT PASSENGER LHD
P T001	Passenger door harness to passenger door trim harness	Dark grey	22	Behind passenger door trim panel	PASSENGER DOOR
P T001	Passenger door trim harness to passenger door harness	Dark grey	22	Behind passenger door trim panel	PASSENGER DOOR TRIM
P T002	Front Tweeter-Passenger	White	2	Behind passenger door cheater panel	PASSENGER DOOR TRIM
P T003	Passenger door switch pack	Light blue	5	Behind passenger door switch pack	PASSENGER DOOR TRIM


Connector	Description	Color	Cav	Location	Harness
PT004	Lamp-Puddle-Front	Black	2	Behind passenger door trim panel	PASSENGER DOOR TRIM
PT006	Switch-Seat-Passenger	Black	4	Behind passenger door trim panel	PASSENGER DOOR TRIM
PT008	Switch-Door-Passenger	Light grey	2	Behind passenger door trim panel	PASSENGER DOOR TRIM
RB001	Main harness to rear bumper harness	Green	16	Behind luggage compartment carpet LH side	CABIN RH
RB001	Main harness to rear bumper harness	Green	16	Behind luggage compartment carpet LH side	CABIN LH
RB001	Rear bumper harness to main harness	Green	16	Behind luggage compartment carpet LH side	BUMPER REAR
RB003	Parking aid sensor-Outer-Rear-LH	Black	3	Behind LH side of rear bumper	BUMPER REAR
RB004	Parking aid sensor-Inner-Rear-LH	Black	3	Behind LH side of rear bumper	BUMPER REAR
RB005	Parking aid sensor-Inner-Rear-RH	Black	3	Behind RH side of rear bumper	BUMPER REAR
RB006	Parking aid sensor-Outer-Rear-RH	Black	3	Behind RH side of rear bumper	BUMPER REAR
RB008	Antenna-LF-Rear-External	Grey	4	Behind Center of rear bumper	BUMPER REAR
RB009	Initiator-Rear-RH	Black	2	Below RH rear wheelarch	BUMPER REAR
RB010	Initiator-Rear-LH	Black	2	Below LH rear wheelarch	BUMPER REAR
RB011	Active Exhaust Solenoid Valve	Black	2	Below LH rear wheelarch	BUMPER REAR
RB012	Active Exhaust Vacuum Pump	Black	2	Below LH rear wheelarch	BUMPER REAR
SA001	Clock spring	Black	4	Below LH rear wheelarch	BUMPER REAR
SA002	Air bag-Driver	Black	4	In center of steering wheel	STEERING WHEEL AIRBAG
SA003	Air bag-Driver	Black	2	In center of steering wheel	STEERING WHEEL AIRBAG
SA004	Clock spring	Black	6	In center of steering wheel	STEERING WHEEL AIRBAG
SS001	Passive-sounder	Black	1	In center of steering wheel	STEERING WHEEL AIRBAG
SS002	Passive-sounder	Black	1	Rear RH side of engine compartment	BBUS LINK
SW001	Slip rings-Steering wheel	Black	1	Rear RH side of engine compartment	BBUS LINK
SW002	Steering wheel inline link	Black	1	In center of steering wheel	STEERING WHEEL HEATED
SW003	Switch-Remote-ICE	Black	6	In center of steering wheel	STEERING WHEEL HEATED
SW004	Switch-Remote-ICE	Black	4	Steering Wheel	STEERING WHEEL REMOTE ICE
SW005	Switch-Remote-ICE	Black	5	Steering Wheel	STEERING WHEEL REMOTE ICE
SW006	ECU-Heated steering-wheel	Black	1	Steering Wheel	STEERING WHEEL REMOTE ICE
SW007	Heater-Steering wheel	Black	1	Steering Wheel	STEERING WHEEL REMOTE ICE
SW008	Switch-Horn	White	1	Steering Wheel	STEERING WHEEL REMOTE ICE
SW009	Cruise controls-Remote	Black	4	Steering Wheel	STEERING WHEEL REMOTE ICE
SW010	Upshift paddle switch	Black	3	Steering Wheel	STEERING WHEEL REMOTE ICE
SW011	Downshift paddle switch	Black	3	Steering Wheel	STEERING WHEEL REMOTE ICE
SW012	Switch-Horn	White	1	Steering Wheel	STEERING WHEEL REMOTE ICE
SW013	Switch-Horn	Natural	1	Steering Wheel	STEERING WHEEL REMOTE ICE
SW014	Switch-Horn	Natural	1	Steering Wheel	STEERING WHEEL REMOTE ICE

Connector	Description	Color	Cav	Location	Harness
TA001	Tailgate harness to telephone harness	Black	4	Behind luggage compartment carpet RH side	TAILGATE ANTENNA
TA001	Telephone harness to antenna harness	Black	4	Behind luggage compartment carpet RH side	TELEMATICS
TA001	Trunk antenna harness to telematics harness	Grey	8	Behind luggage compartment carpet RH side	TRUNKLID
TA003	Tailgate harness to telephone harness	Yellow	1	Behind luggage compartment carpet RH side	TAILGATE ANTENNA
TA003	Telephone harness to antenna harness	Yellow	2	Behind luggage compartment carpet RH side	TELEMATICS
TA003	Trunk antenna harness to telematics harness	Yellow	1	Behind luggage compartment carpet RH side	TRUNKLID
TA004	Tailgate harness to telephone harness	Yellow	1	Behind luggage compartment carpet RH side	TAILGATE ANTENNA
TA004	Telephone harness to antenna harness	Yellow	2	Behind luggage compartment carpet RH side	TELEMATICS
TA004	Trunk antenna harness to telematics harness	Yellow	1	Behind luggage compartment carpet RH side	TRUNKLID
TA006	Liftgate Latch/Luggage Compartment Lid Latch	Natural	6	Behind luggage compartment carpet RH side	TRUNKLID
TA006	Liftgate Latch/Luggage Compartment Lid Latch	Natural	6	Boot lid - inside	TRUNKLID
TA008	GPS antenna	Natural	6	Boot lid - inside	TRUNKLID
TA008	GPS antenna	Natural	1	Boot lid - inside	TRUNKLID
TA009	SDARS antenna	Natural	1	Boot lid - inside	TRUNKLID
TA009	SDARS antenna	Natural	1	Boot lid - inside	TRUNKLID
TA011	Heated rear window (HRW)	Black	1	Boot lid - inside	TAILGATE ANTENNA
TA012	Amplifier-Antenna	Black	1	Rear screen - lower	TRUNKLID
TA012	Amplifier-Antenna	Black	3	RH side of boot lid	TAILGATE ANTENNA
TA013	Amplifier-Antenna	Black	3	RH side of boot lid	TAILGATE ANTENNA
TA013	Amplifier-Antenna	Black	1	RH side of boot lid	TRUNKLID
TA013	Amplifier-Antenna	Black	1	RH side of boot lid	TAILGATE ANTENNA
TA014	AM/FM antenna	Black	2	RH side of boot lid	ANTENNA LINK
TA015	Antenna-DAB	Black	1	RH side of boot lid	TAILGATE ANTENNA
TL001	Tailgate harness to trunk lid harness	Black	10	Boot lid - inside	TAILGATE LINK
TL001	Trunk lid harness to tailgate harness	Black	10	Boot lid - inside	TAILGATE LINK
TL001	Trunk lid harness to tailgate harness	Black	10	Boot lid - inside	BOOTLID LINK
TL004	Switch-Boot release	Black	2	Boot lid - inside	TRUNKLID
TL005	Lamp-Rear number plate-RH	Natural	2	RH side of boot lid	TRUNKLID
TL006	Lamp-Rear number plate-LH	Natural	2	LH side of boot lid	TRUNKLID
TL008	Lamp-High mounted stop	Black	2	Boot lid - inside	TRUNKLID
TL013	Lamp-Fog-reverse-LH	Green	3	Boot lid - inside	TRUNKLID
TL014	Lamp-Fog-reverse-RH	Green	3	RH side of boot lid	TRUNKLID
TM001	Instrument panel harness to telephone harness	Black	4	Beneath center console RH side	INSTRUMENT PANEL
TM001	Instrument panel harness to telephone harness	Black	4	Beneath center console RH side	INSTRUMENT PANEL
TM001	Telephone harness to instrument panel harness	Black	4	Beneath center console RH side	TELEMATICS
TM002	Main harness to telephone harness	Light grey	14	Behind RH rear trim panel	CABIN RH
TM002	Main harness to telephone harness	Light grey	14	Behind RH rear trim panel	CABIN LH
TM002	Telephone harness to main harness	Light grey	14	Behind RH rear trim panel	TELEMATICS
TM009	Navigation system module	Grey	12	Behind rear seat backrest	TELEMATICS
TM010	Navigation system module	Grey	1	Behind rear seat backrest	TELEMATICS
TM011	Navigation system module	Grey	1	Behind rear seat backrest	TELEMATICS
TM021	Module-Telephone	Black	32	Rear of luggage compartment - RH side	TELEMATICS
TM023	Module-Telephone	Black	2	Rear of luggage compartment - RH side	MOST LINK
TM027	Tailgate harness to telephone harness	Yellow	1	Behind luggage compartment carpet RH side	TAILGATE ANTENNA
TM027	Telematics harness to trunk antenna harness	Yellow	1	Behind luggage compartment carpet RH side	TELEMATICS
TM027	Trunk antenna harness to telematics harness	Yellow	1	Behind luggage compartment carpet RH side	TRUNKLID

Connector	Description	Color	Cav	Location	Harness
TM033	Module-SDARS	Black	2	Rear of luggage compartment - RH side	TELEMATICS
TM034	Module-SDARS	Black	1	Rear of luggage compartment - RH side	TELEMATICS
TM066	Telephone antenna	Beige	1	In rear of center console	TELEMATICS
TM071	Instrument panel harness to telephone harness	Black	2	Beneath center console	INSTRUMENT PANEL
TM071	Instrument panel harness to telephone harness	Black	2	Beneath center console	INSTRUMENT PANEL
TM071	Telephone harness to instrument panel harness	Black	2	Beneath center console	TELEMATICS
TM075	Ice harness to link harness	Black	2	Behind rear seat backrest	TELEMATICS
TM075	Link harness to ice harness	Black	2	Behind rear seat backrest	MOST LINK
TM077	Module-Signal splitter	Yellow	1	Behind luggage compartment carpet RH side	TELEMATICS
TM078	Module-Signal splitter	Black	2	Behind luggage compartment carpet RH side	TELEMATICS
TM079	Module-Signal splitter	Black	1	Behind luggage compartment carpet RH side	TELEMATICS
TM080	Module-Signal splitter	Black	1	Behind luggage compartment carpet RH side	TELEMATICS
TM084	Navigation system module	Black	2	Behind rear seat backrest	MOST LINK
TM085	Solenoid-Damper Rear-RH	Black	2	Luggage compartment - RH side	TELEMATICS
TM086	Navigation system module	Natural	1	Behind rear seat backrest	TELEMATICS
TM087	Motor-Release-Fuel flap	Dark grey	2	Below RH rear wheelarch	TELEMATICS
TM088	Instrument panel harness to telephone harness	Black	1	Beneath center console RH side	INSTRUMENT PANEL
TM088	Instrument panel harness to telephone harness	Black	2	Beneath center console RH side	INSTRUMENT PANEL
TM088	Telephone harness to instrument panel harness	Black	1	Beneath center console RH side	TELEMATICS
TM090	Instrument panel harness to telephone harness	Yellow	1	Beneath center console RH side	INSTRUMENT PANEL
TM090	Instrument panel harness to telephone harness	Yellow	1	Beneath center console RH side	INSTRUMENT PANEL
TM090	Telephone harness to instrument panel harness	Black	1	Beneath center console RH side	TELEMATICS
TM093	Lamp-Load space	Black	2	Behind luggage compartment carpet RH side	TELEMATICS
TM095	Module-Telephone	Black	1	Rear of luggage compartment - RH side	TELEMATICS
TM096	Module-IBOC Radio	Black	6	Rear of luggage compartment	TELEMATICS
TM097	Module-IBOC Radio	Black	1	Rear of luggage compartment	TELEMATICS
TM099	Navigation system module	Black	1	Behind rear seat backrest	TELEMATICS
TM100	Module-SDARS	Black	2	Rear of luggage compartment - RH side	MOST LINK
TM101	Console-Portable audio interface	Black	1	Beneath center console	TELEMATICS
TM102	Module-Portable audio interface	Black	1	Behind luggage compartment carpet RH side	TELEMATICS
TM103	Module-Portable audio interface	Black	6	Behind luggage compartment carpet RH side	TELEMATICS
TM104	Module-Tuner-DAB	Black	2	Rear of luggage compartment	TELEMATICS
TM105	Module-Tuner-DAB	Black	2	Rear of luggage compartment	MOST LINK
TM106	Module-Tuner-DAB	Black	1	Rear of luggage compartment	TELEMATICS
TM109	Telematics harness to trunk antenna harness	Yellow	2	Rear of luggage compartment	TELEMATICS
TM109	Telematics harness to trunk antenna harness	Yellow	1	Behind luggage compartment carpet RH side	TELEMATICS
TM110	Telematics harness to trunk antenna harness	Black	1	Behind luggage compartment carpet RH side	TELEMATICS
VL002	Sensor-Knock-Bank 1-Rear	Black	2	Top of engine	KNOCK SENSORS PETROL
VL004	Sensor-Knock-Bank 2-Rear	Black	2	Top of engine	EARTH ENGINE/CHASSIS

phaw83-70012-c-a4

Distribution box-power



B- Battery Voltage
P Power Ground

IP Input
OP Output


VREF Sensor/Signal Supply V
GREF Sensor/Signal Ground

HS CAN BUS High speed controller area network bus
MS CAN BUS Medium speed controller area network bus

MOST BUS Media oriented systems transport bus
D Serial and Encoded Data

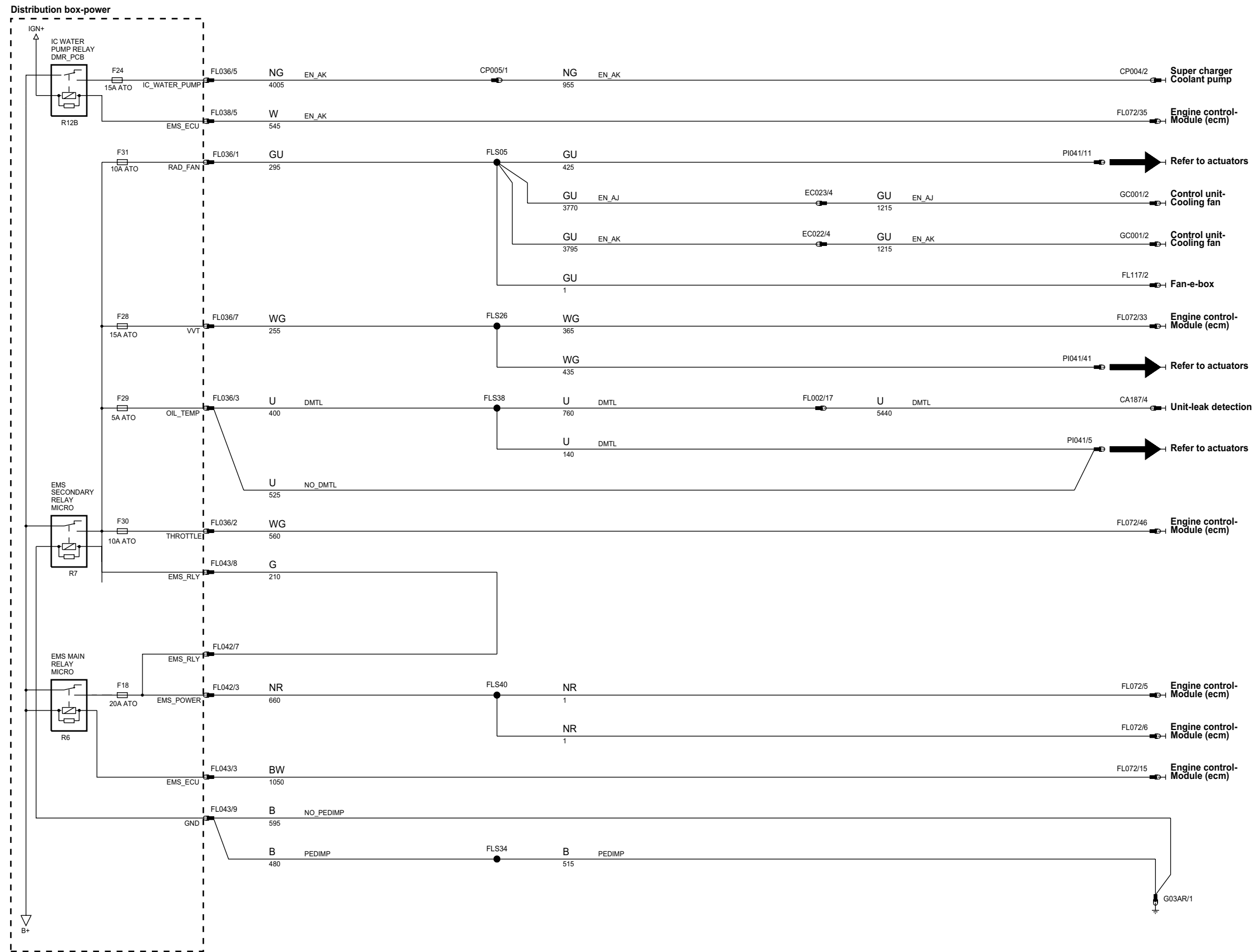
VARIANT: All
VIN RANGE: All
DATE OF ISSUE: 01/2009

phaw83-70012-m-a4



B+ Battery Voltage	IP Input	VREF Sensor/Signal Supply V	HS CAN BUS High speed controller area network bus	MOST BUS Media oriented systems transport bus	VARIANT: All
P Power Ground	OP Output	GRF Sensor/Signal Ground	MS CAN BUS Medium speed controller area network bus	D Serial and Encoded Data	VIN RANGE: All
					DATE OF ISSUE: 01/2009

phaw83-70012-m2-e4



B+ Battery Voltage
P Power Ground

IP Input
OP Output


VREF Sensor/Signal Supply V
GREF Sensor/Signal Ground

HS CAN BUS High speed controller area network bus
MS CAN BUS Medium speed controller area network bus

MOST BUS Media oriented systems transport bus
D Serial and Encoded Data

VARIANT: All
VIN RANGE: All
DATE OF ISSUE: 01/2009

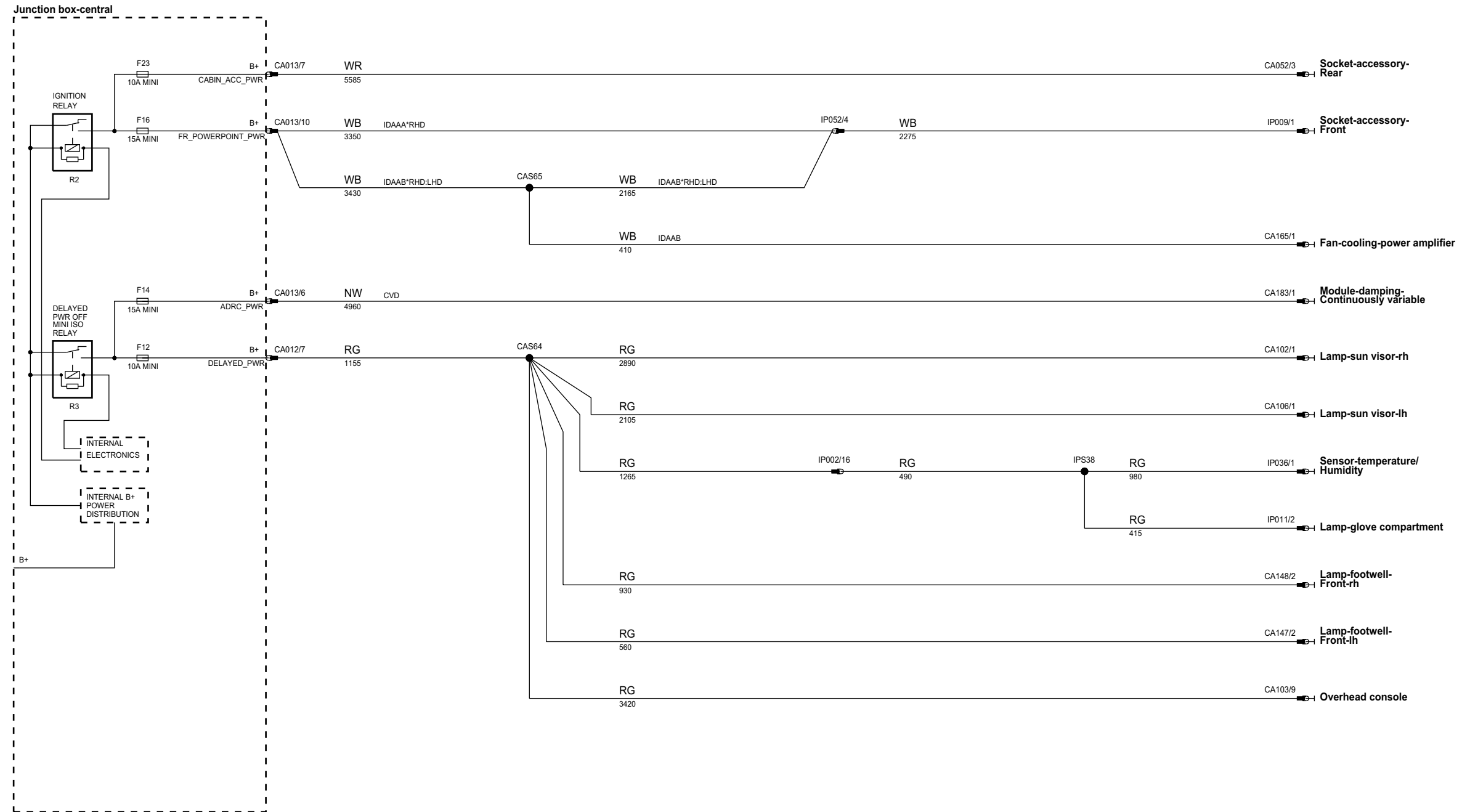
phaw83-70012-d-a4



B+ Battery Voltage	IP Input	VREF Sensor/Signal Supply V	HS CAN BUS High speed controller area network bus	MOST BUS Media oriented systems transport bus	VARIANT: All
P Power Ground	OP Output	GRES Sensor/Signal Ground	MS CAN BUS Medium speed controller area network bus	D Serial and Encoded Data	VIN RANGE: All
					DATE OF ISSUE: 01/2009

x

phaw83-70012-e-a4



B+ Battery Voltage
P Power Ground

IP Input
OP Output


VREF Sensor/Signal Supply V
GREF Sensor/Signal Ground

HS CAN BUS High speed controller area network bus
MS CAN BUS Medium speed controller area network bus

MOST BUS Media oriented systems transport bus
D Serial and Encoded Data

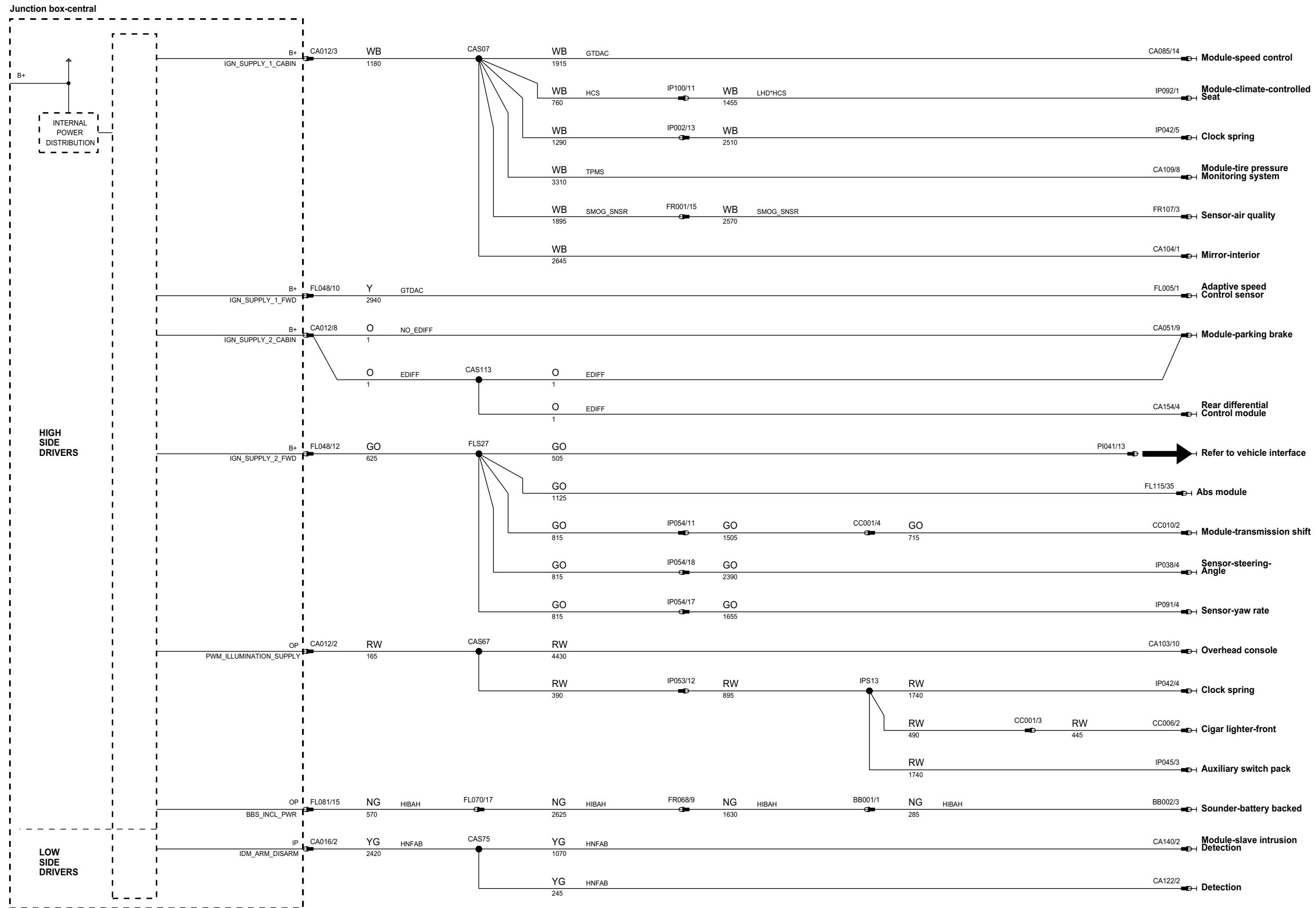
VARIANT: All
VIN RANGE: All
DATE OF ISSUE: 01/2009

phaw83-70012-f-4



B+ Battery Voltage	IP Input	VREF Sensor/Signal Supply V	HS CAN BUS High speed controller area network bus	MOST BUS Media oriented systems transport bus	VARIANT: All
P Power Ground	OP Output	GRES Sensor/Signal Ground	MS CAN BUS Medium speed controller area network bus	D Serial and Encoded Data	VIN RANGE: All
					DATE OF ISSUE: 01/2009

phaw83-70012-t-a4



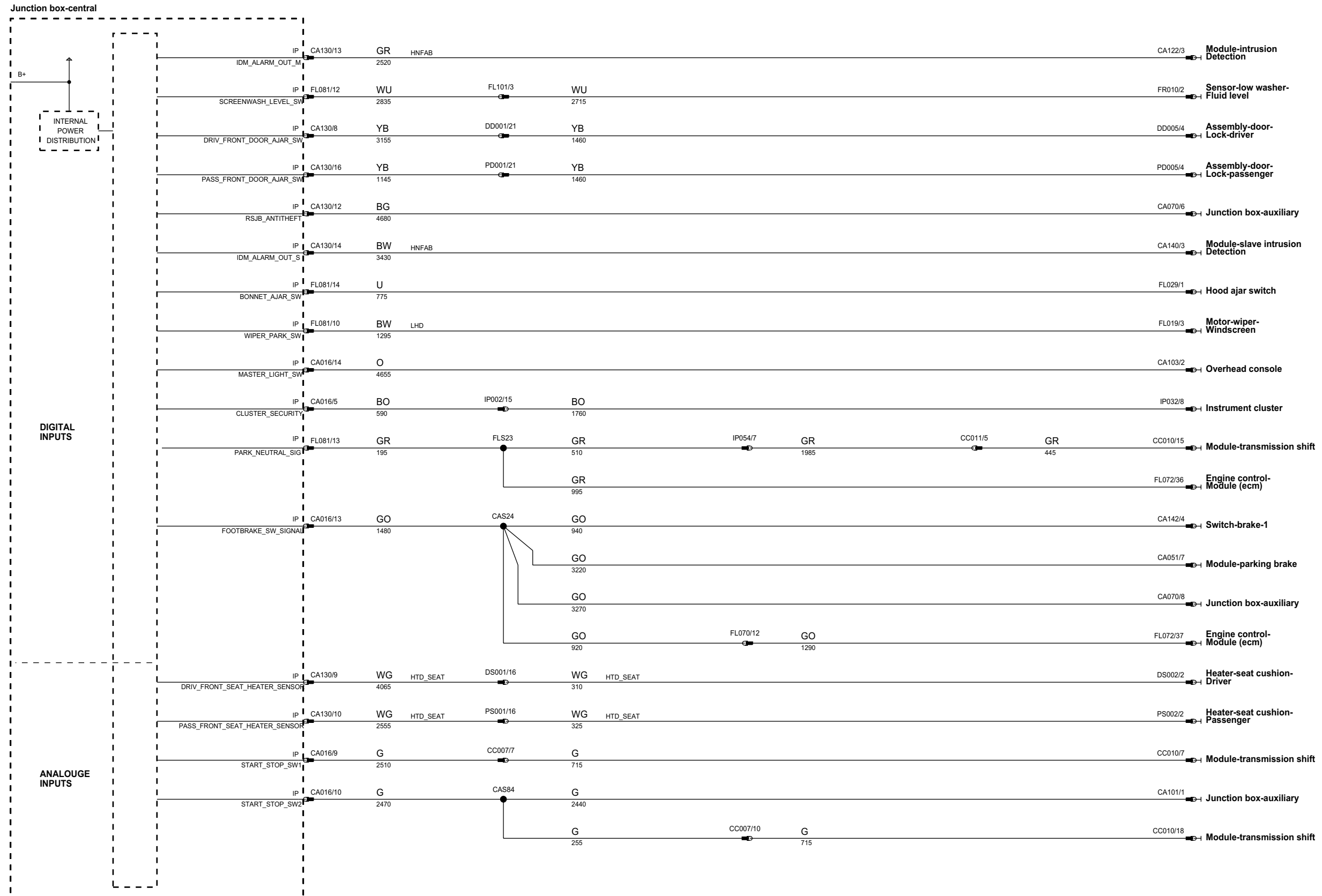
B+ Battery Voltage
 P Power Ground
 IP Input
 OP Output
 VREF Sensor/Signal Supply V
 GREF Sensor/Signal Ground

HS CAN BUS High speed controller area network bus
 MS CAN BUS Medium speed controller area network bus

MOST BUS Media oriented systems transport bus
 D Serial and Encoded Data

VARIANT: All
 VIN RANGE: All
 DATE OF ISSUE: 01/2009

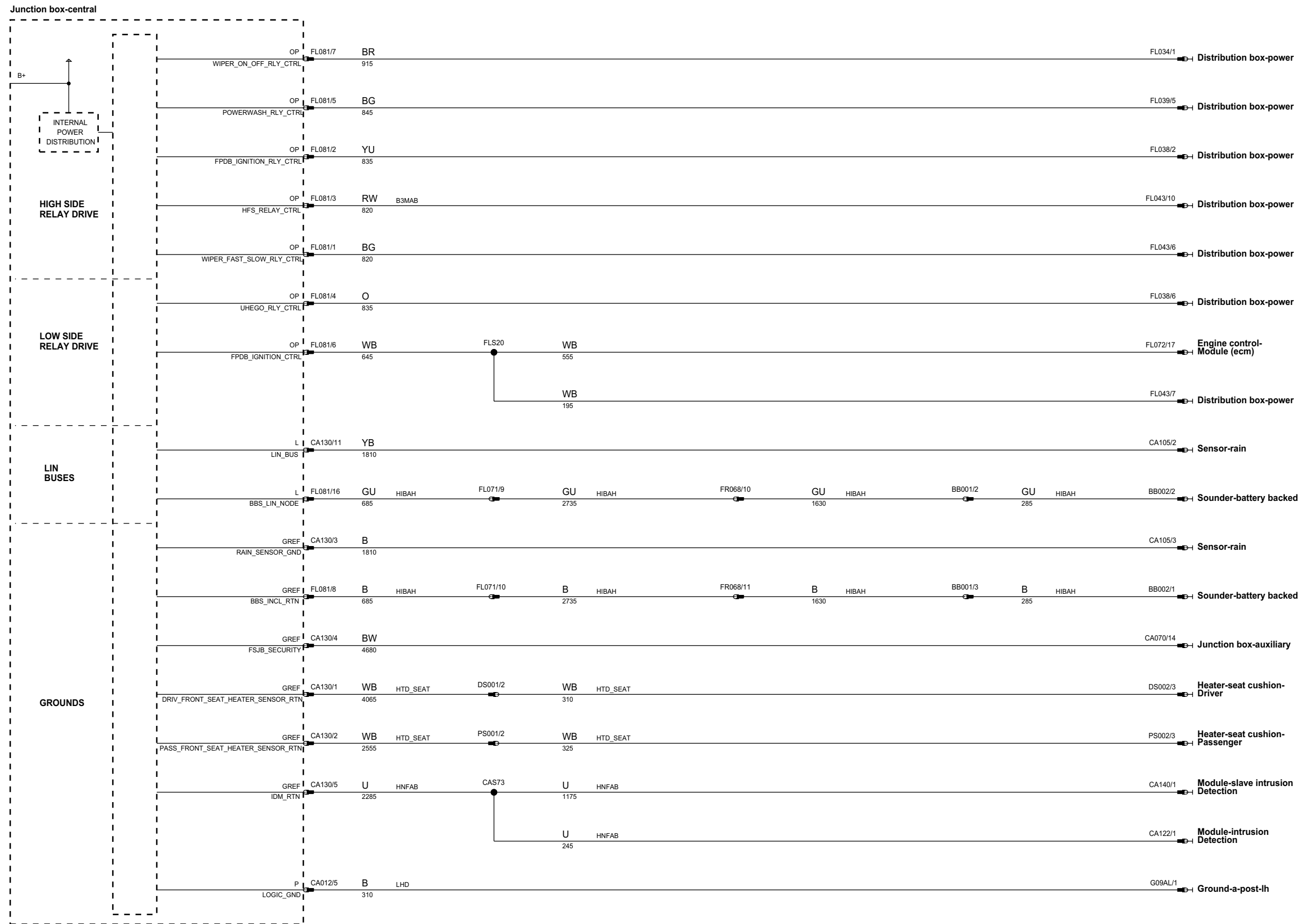
phaw83-70012-u-a4



B+ Battery Voltage	IP Input	VREF Sensor/Signal Supply V	HS CAN BUS High speed controller area network bus	MOST BUS Media oriented systems transport bus	VARIANT: All
P Power Ground	OP Output	GRES Sensor/Signal Ground	MS CAN BUS Medium speed controller area network bus	D Serial and Encoded Data	VIN RANGE: All
					DATE OF ISSUE: 12/2008

x

phaw83-70012-w-a4



B+ Battery Voltage
P Power Ground

IP Input
OP Output

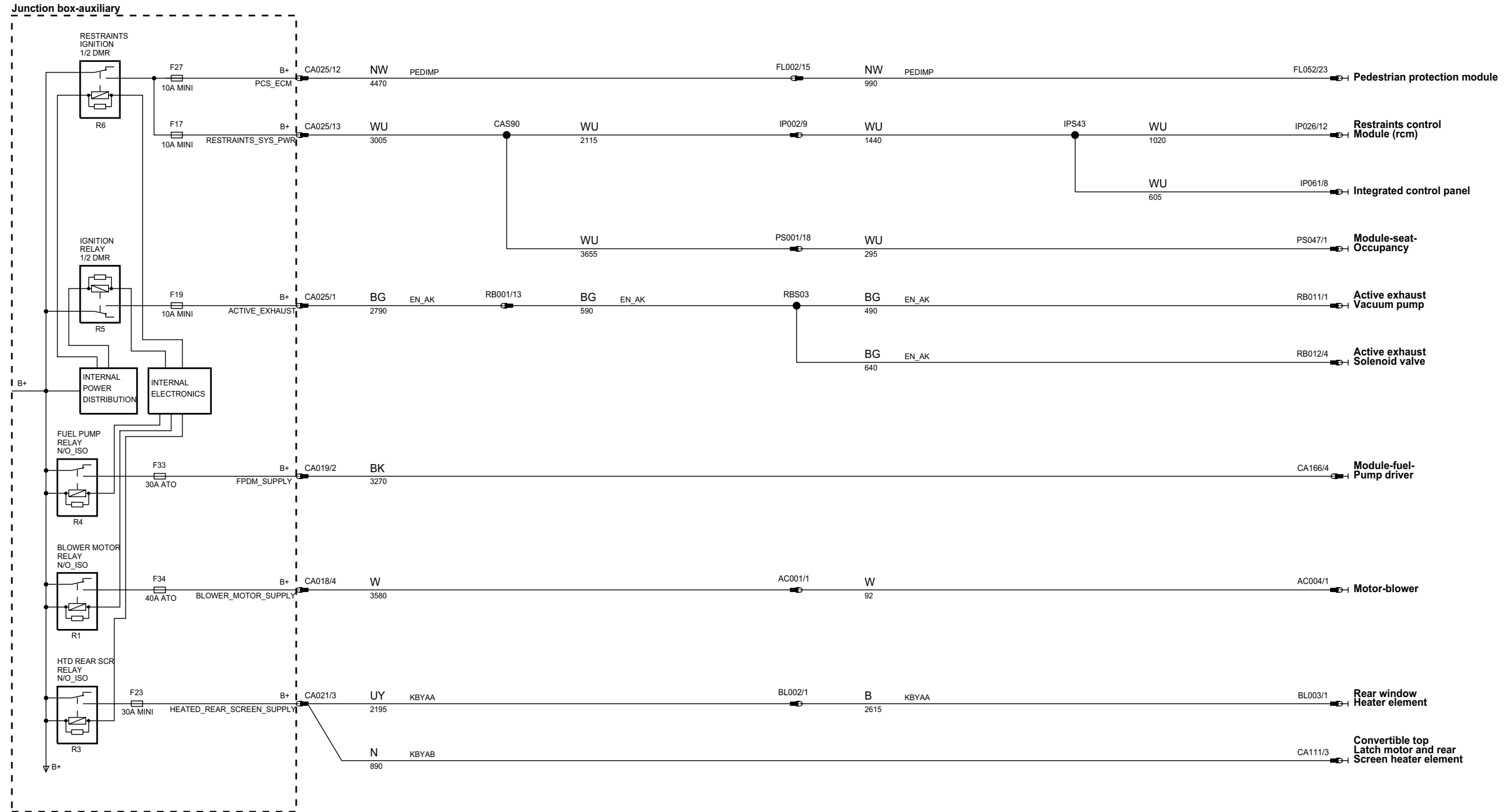
VREF Sensor/Signal Supply V
GREF Sensor/Signal Ground

HS CAN BUS High speed controller area network bus
MS CAN BUS Medium speed controller area network bus

MOST BUS Media oriented systems transport bus
D Serial and Encoded Data

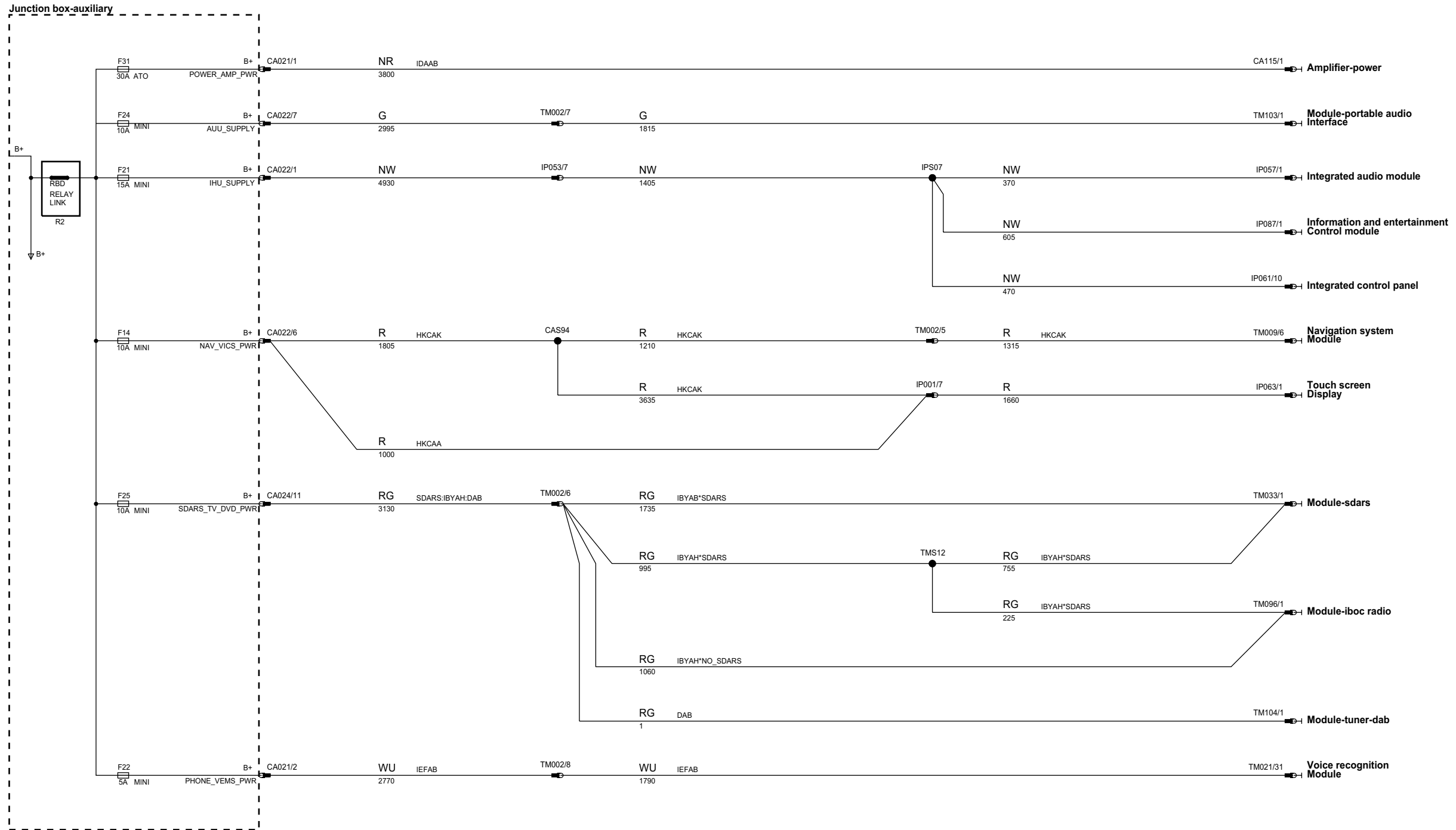
VARIANT: All
VIN RANGE: All
DATE OF ISSUE: 01/2009

phaw83-70012-g-04



B- Battery Voltage	IP Input	VREF Sensor/Signal Supply V	HS CAN BUS High speed controller area network bus	MOST BUS Media oriented systems transport bus	VARIANT: All
P Power Ground	OP Output	GRES Sensor/Signal Ground	MS CAN BUS Medium speed controller area network bus	D Serial and Encoded Data	VIN RANGE: All
					DATE OF ISSUE: 01/2009

phaw83-70012-v-a4



B+ Battery Voltage
P Power Ground

IP Input
OP Output

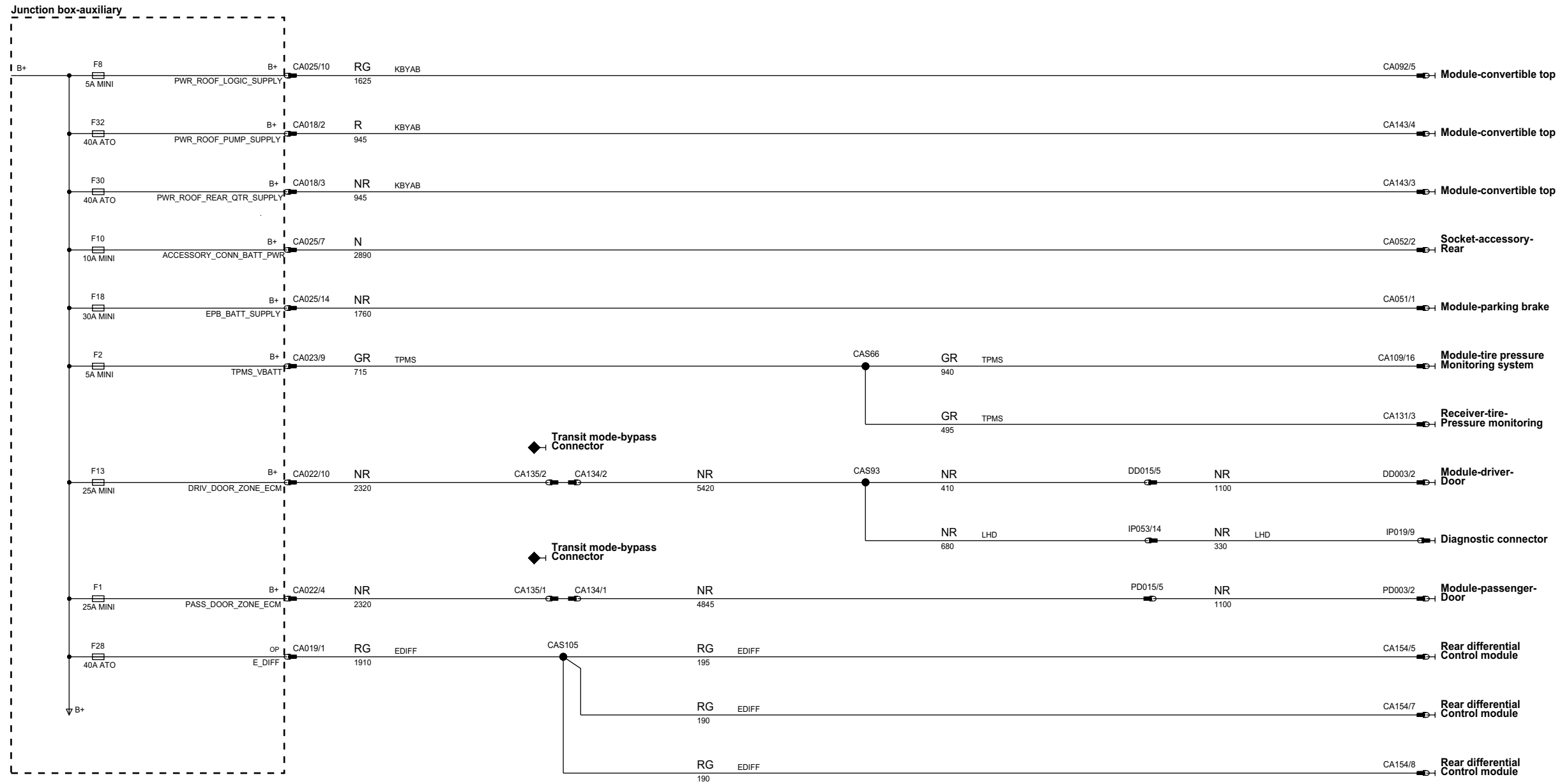
VREF Sensor/Signal Supply V
GREF Sensor/Signal Ground

HS CAN BUS High speed controller area network bus
MS CAN BUS Medium speed controller area network bus

MOST BUS Media oriented systems transport bus
D Serial and Encoded Data

VARIANT: All
VIN RANGE: All
DATE OF ISSUE: 12/2008


phaw83-70012-h-a4



B+ Battery Voltage	IP Input	VREF Sensor/Signal Supply V	HS CAN BUS High speed controller area network bus	MOST BUS Media oriented systems transport bus	VARIANT: All
P Power Ground	OP Output	GRF Sensor/Signal Ground	MS CAN BUS Medium speed controller area network bus	D Serial and Encoded Data	VIN RANGE: All
					DATE OF ISSUE: 12/2008

x

phaw83-70012-p-a4



B+ Battery Voltage
P Power Ground

IP Input
OP Output

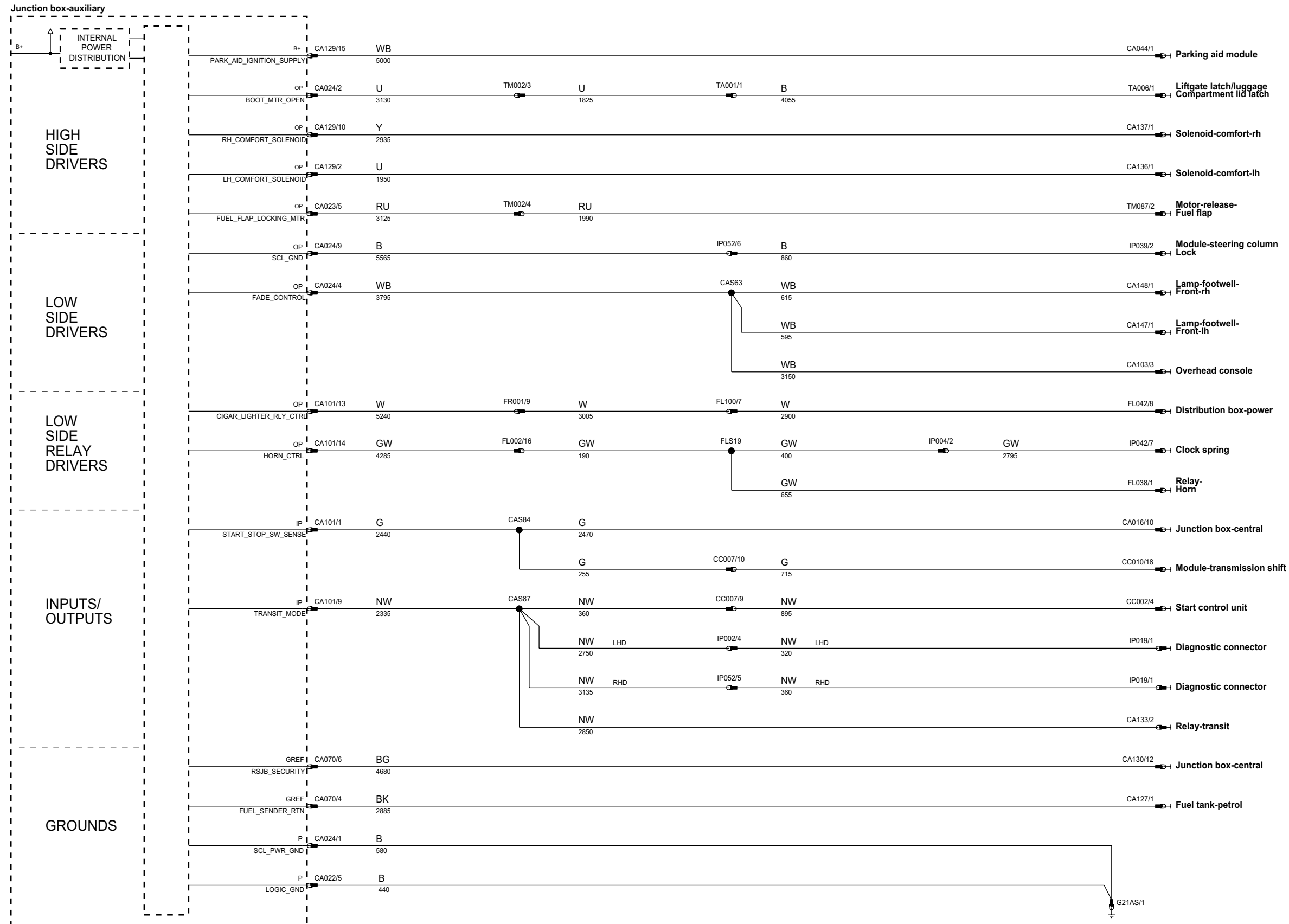
VREF Sensor/Signal Supply V
GREF Sensor/Signal Ground

HS CAN BUS High speed controller area network bus
MS CAN BUS Medium speed controller area network bus

MOST BUS Media oriented systems transport bus
D Serial and Encoded Data


VARIANT: All
VIN RANGE: All
DATE OF ISSUE: 01/2009

phaw83-70012-1-04



B+ Battery Voltage	IP Input	VREF Sensor/Signal Supply V	HS CAN BUS High speed controller area network bus	MOST BUS Media oriented systems transport bus	VARIANT: All
P Power Ground	OP Output	GRES Sensor/Signal Ground	MS CAN BUS Medium speed controller area network bus	D Serial and Encoded Data	VIN RANGE: All
					DATE OF ISSUE: 12/2008

phaw83-70012-e-a4



B+ Battery Voltage
P Power Ground

IP Input
OP Output

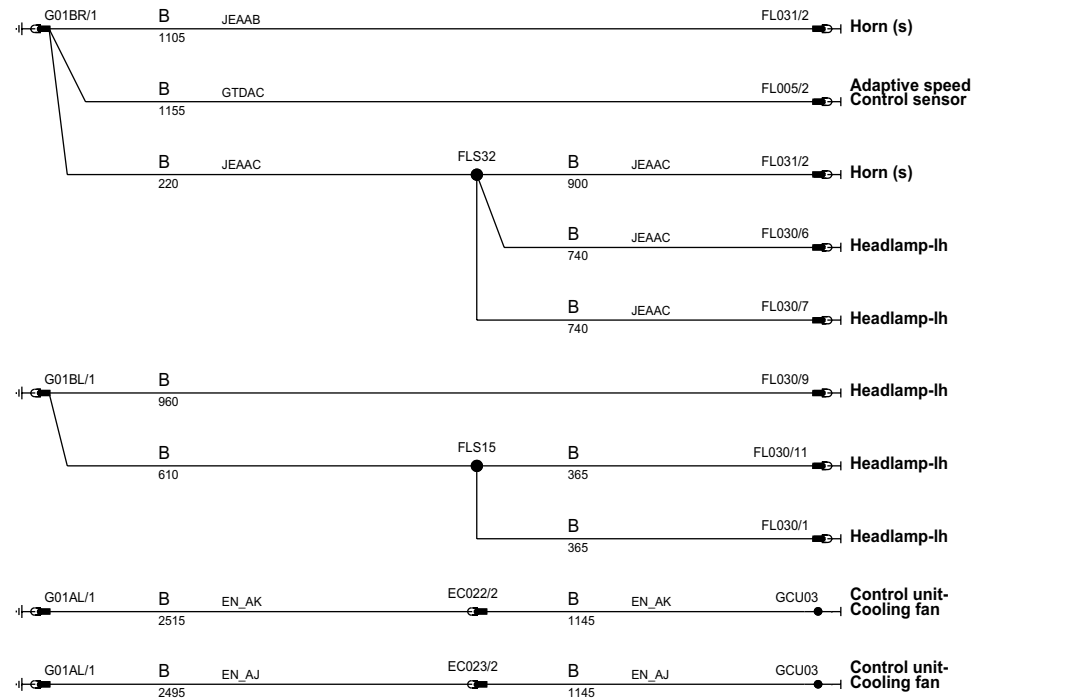
VREF Sensor/Signal Supply V
GREF Sensor/Signal Ground

HS CAN BUS High speed controller area network bus
MS CAN BUS Medium speed controller area network bus

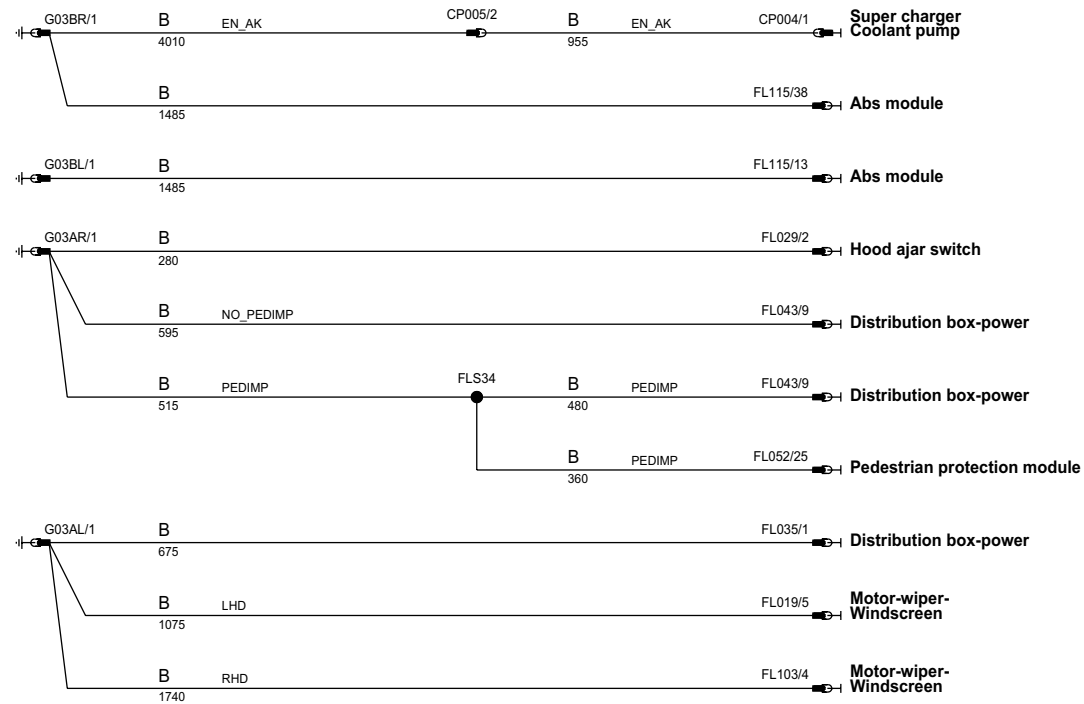
MOST BUS Media oriented systems transport bus
D Serial and Encoded Data

VARIANT: All
VIN RANGE: All
DATE OF ISSUE: 12/2008

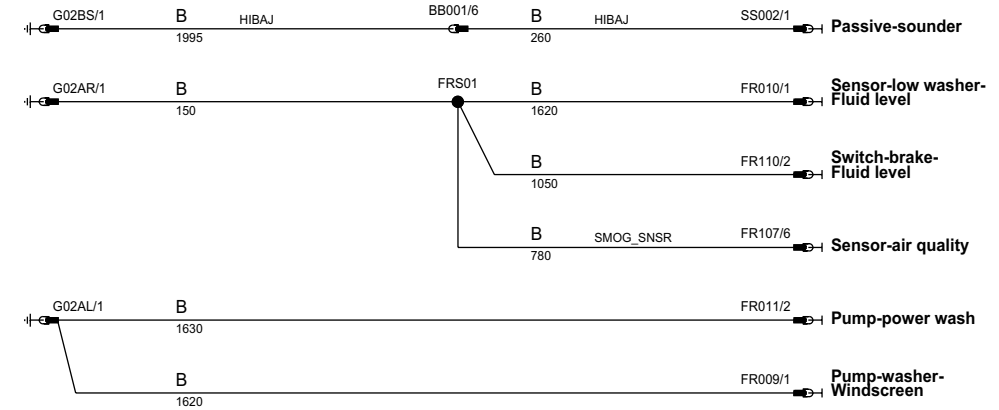
G01 Headlamp-lh



G03 Wheelarch-front-lh



G02 Headlamp-rh



G06 Longitudinal-front-rh



G07 Engine management system



B- Battery Voltage
P Power Ground

IP Input
OP Output

VREF Sensor/Signal Supply V
GREF Sensor/Signal Ground

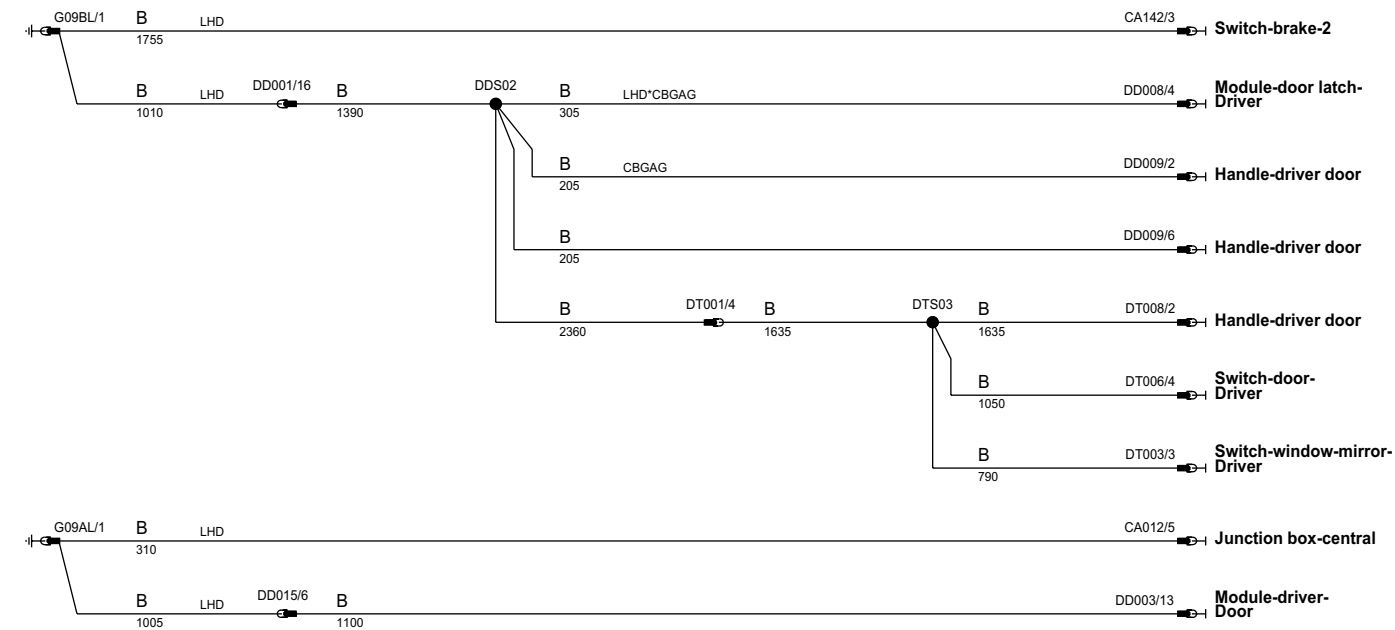
HS CAN BUS High speed controller area network bus
MS CAN BUS Medium speed controller area network bus

MOST BUS Media oriented systems transport bus
D Serial and Encoded Data

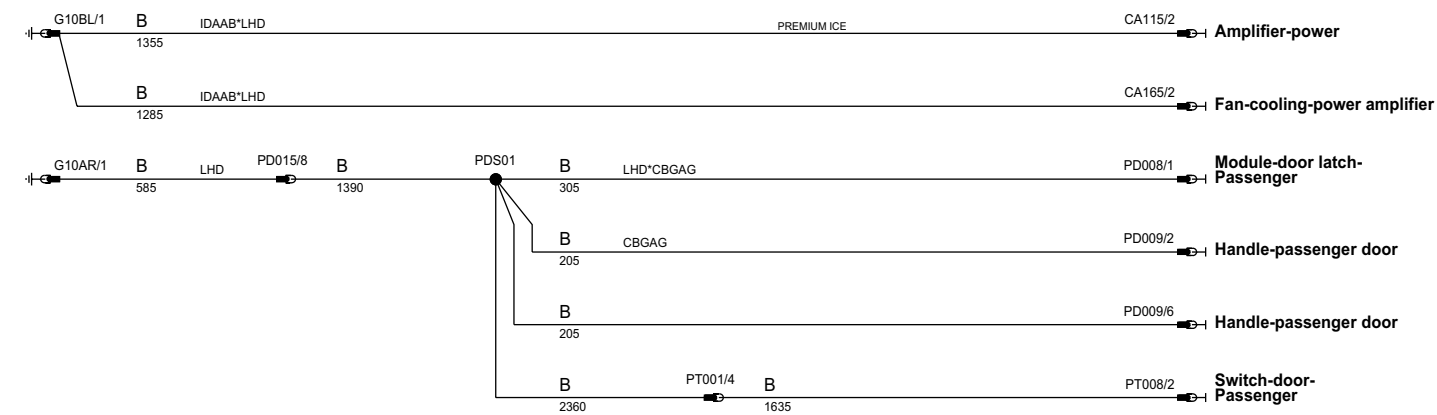
VARIANT: All
VIN RANGE: All
DATE OF ISSUE: 12/2008

phaw83-70012-1-a4

G09 (LHD) ◆ Lh 'a' post



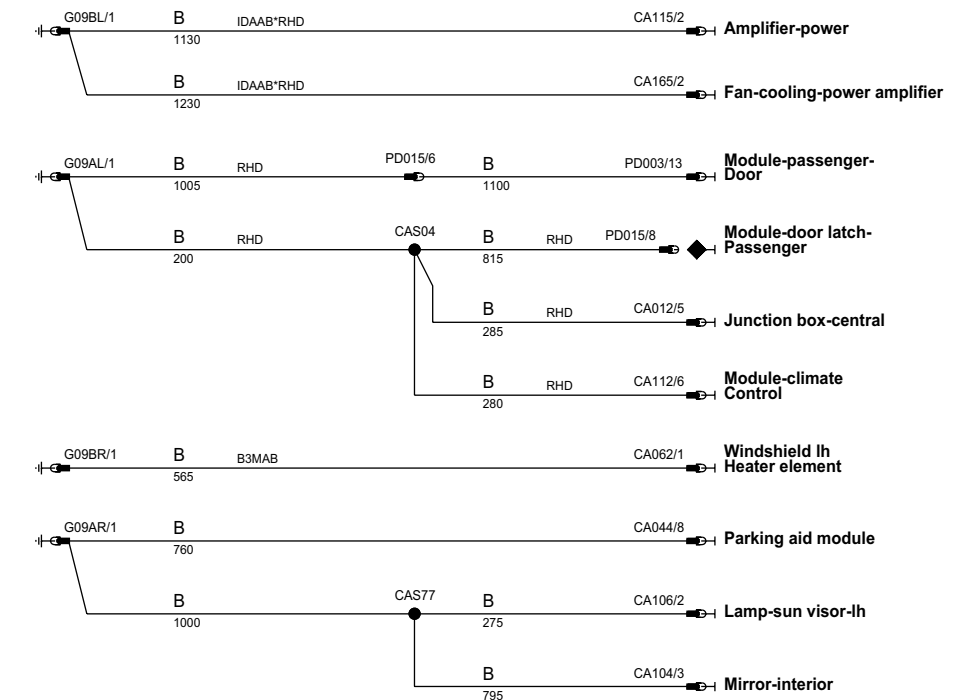
G10 (LHD) ◆ Rh 'a' post



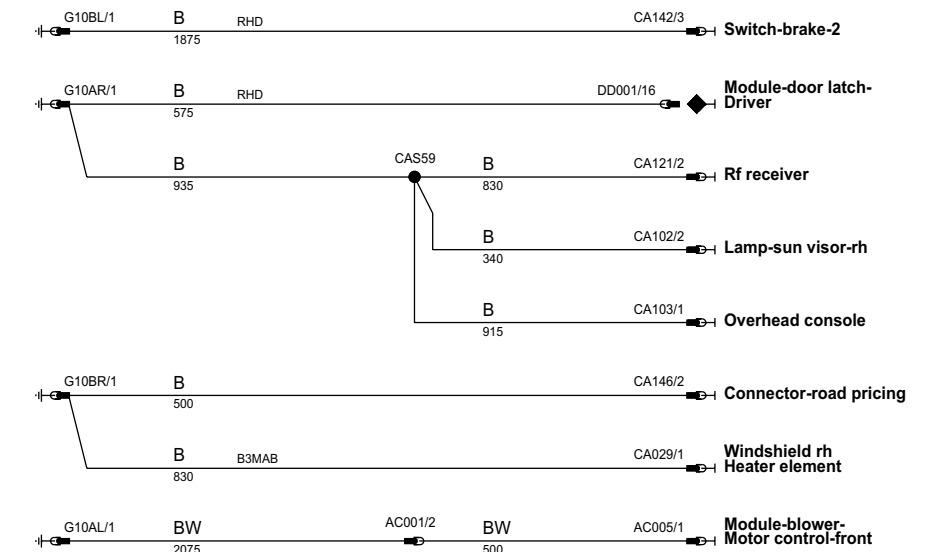
G11 ◆ Beam-instrument panel-lh



G09 (RHD) ◆ Lh 'a' post



G10 (RHD) ◆ Rh 'a' post



B- Battery Voltage
P Power Ground

IP Input
OP Output

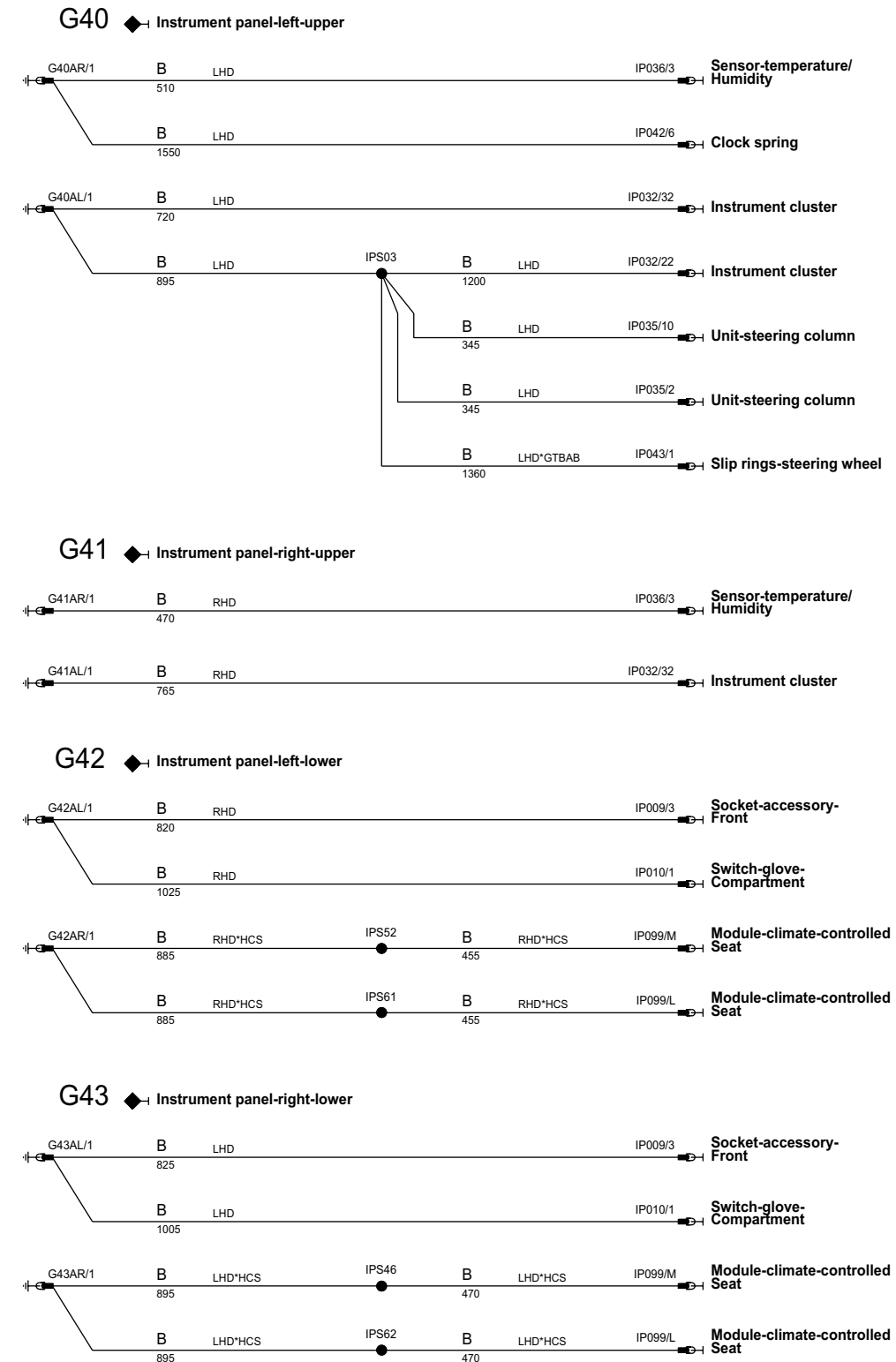
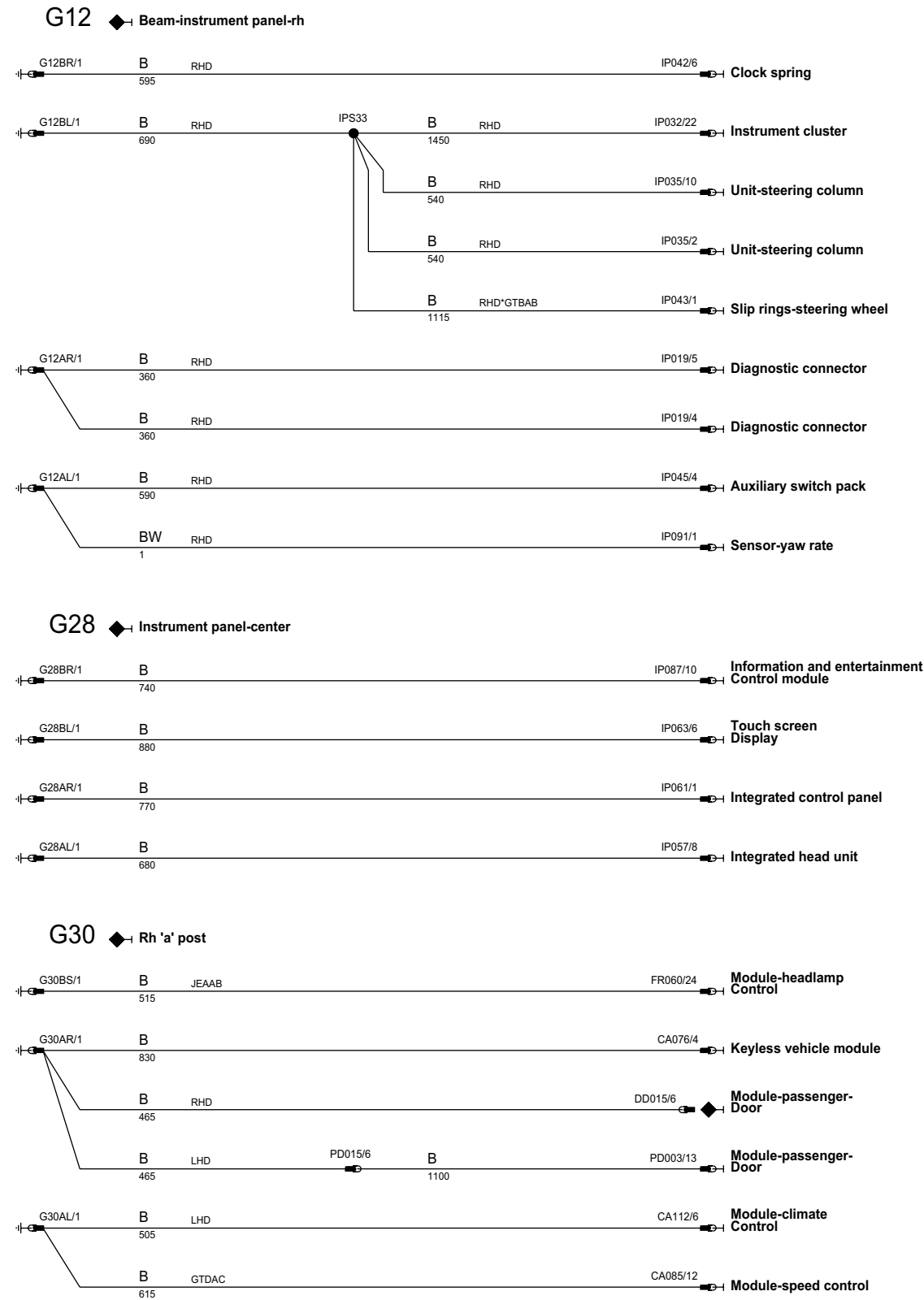
VREF Sensor/Signal Supply V
GREF Sensor/Signal Ground

HS CAN BUS High speed controller area network bus
MS CAN BUS Medium speed controller area network bus

MOST BUS Media oriented systems transport bus
D Serial and Encoded Data

VARIANT: All
VIN RANGE: All
DATE OF ISSUE: 12/2008

phaw83-70012-n-a4

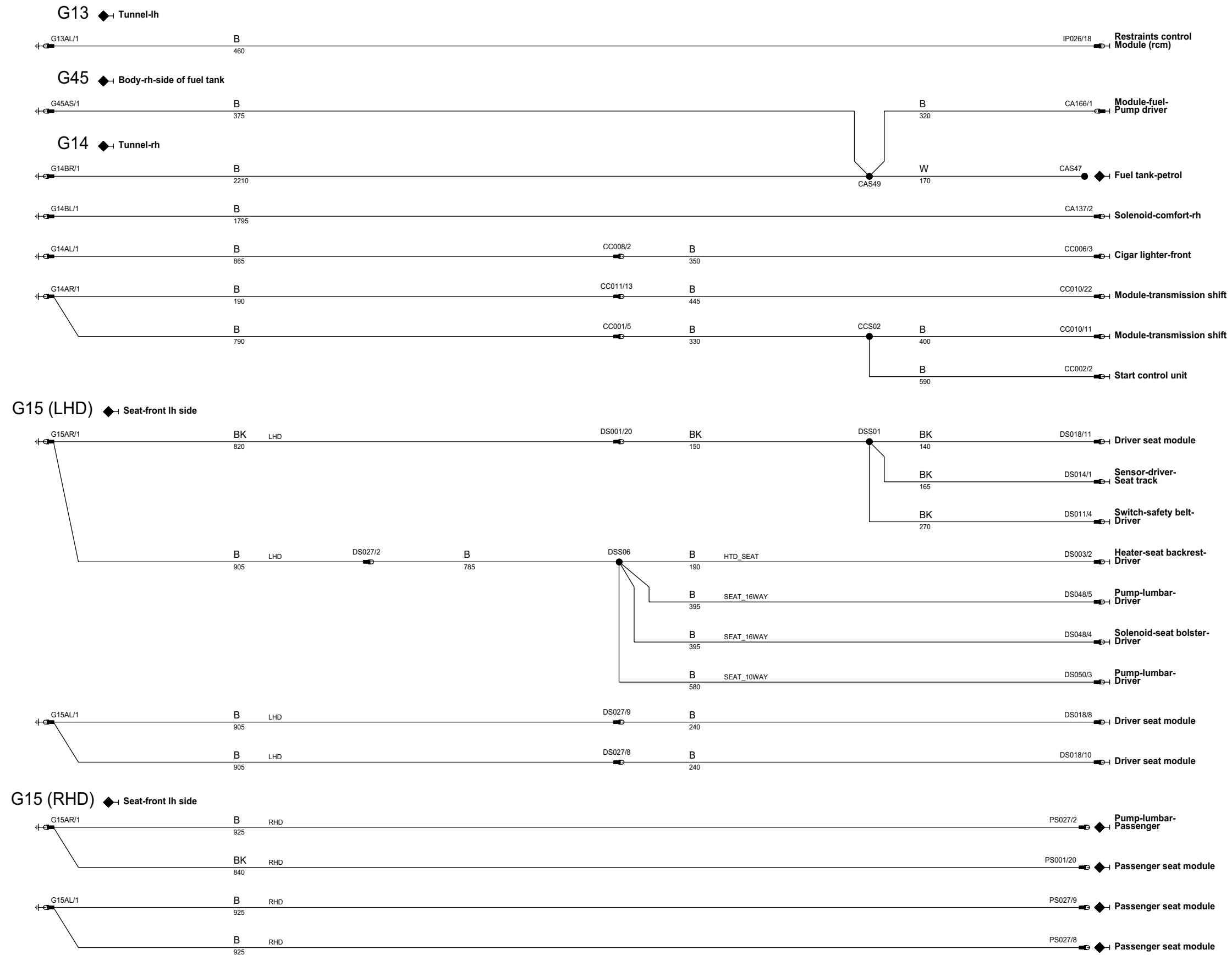


B- Battery Voltage IP Input VREF Sensor/Signal Supply V HS CAN BUS High speed controller area network bus
 P Power Ground OP Output GREF Sensor/Signal Ground MS CAN BUS Medium speed controller area network bus

MOST BUS Media oriented systems transport bus
 D Serial and Encoded Data

VARIANT: All
 VIN RANGE: All
 DATE OF ISSUE: 12/2008

phaw83-70012-k-a4



B- Battery Voltage
P Power Ground

IP Input
OP Output

VREF Sensor/Signal Supply V
GREF Sensor/Signal Ground

HS CAN BUS High speed controller area network bus
MS CAN BUS Medium speed controller area network bus

MOST BUS Media oriented systems transport bus
D Serial and Encoded Data

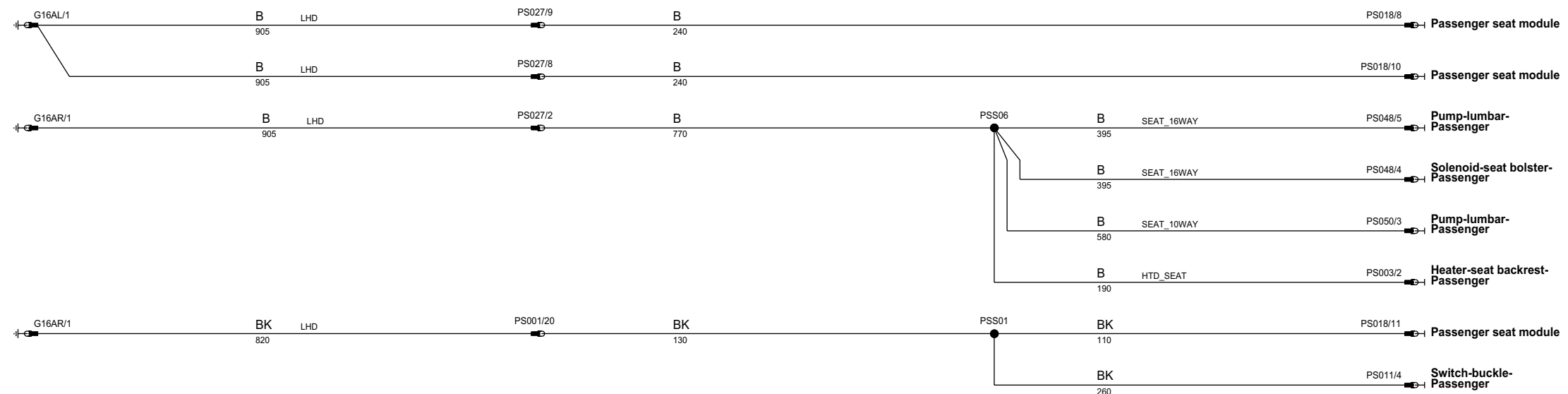
VARIANT: All
VIN RANGE: All
DATE OF ISSUE: 12/2008

phaw83-70012-b-a4

G16 (RHD) ◆ Seat-front rh side



G16 (LHD) ◆ Seat-front rh side



G19 ◆ Seatback-rear-lh



B- Battery Voltage
P Power Ground

IP Input
OP Output

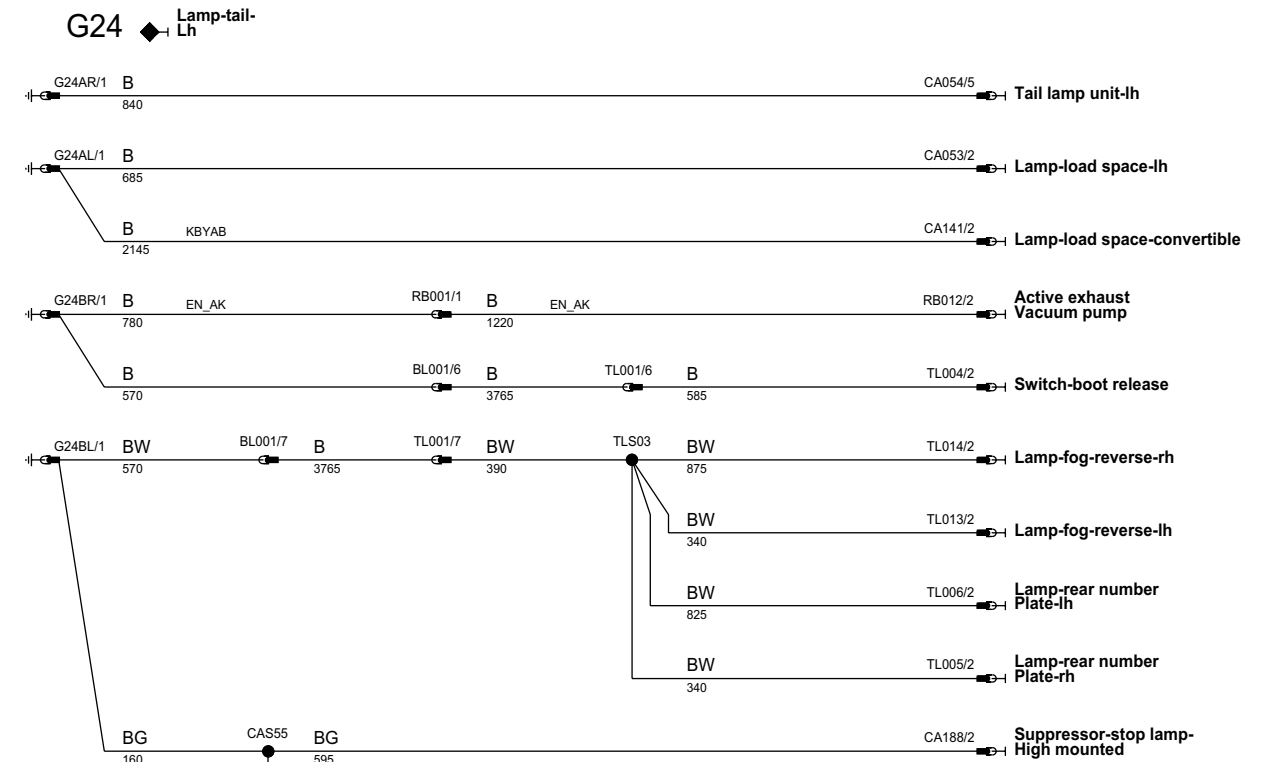
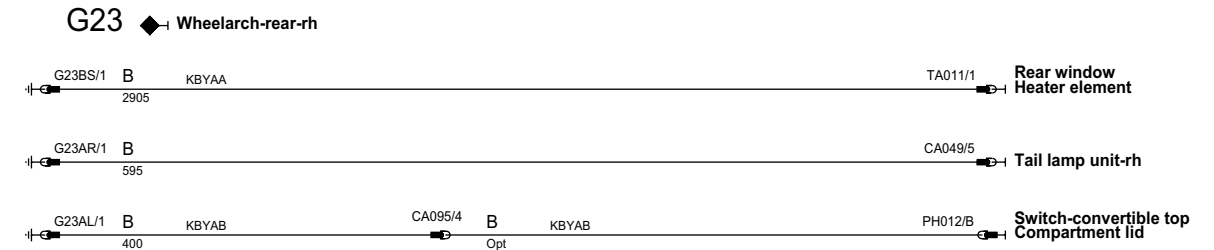
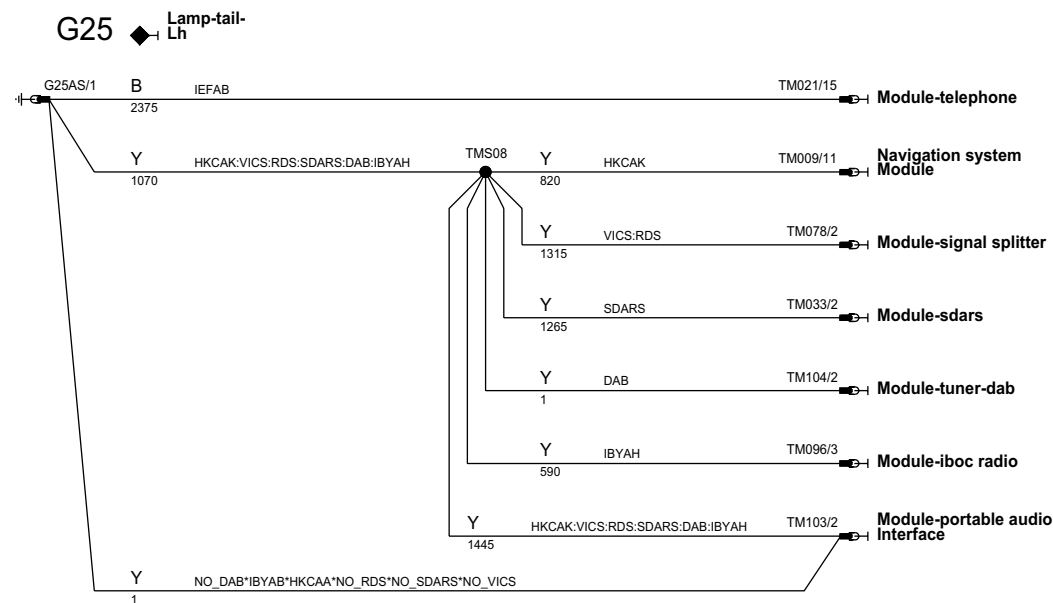
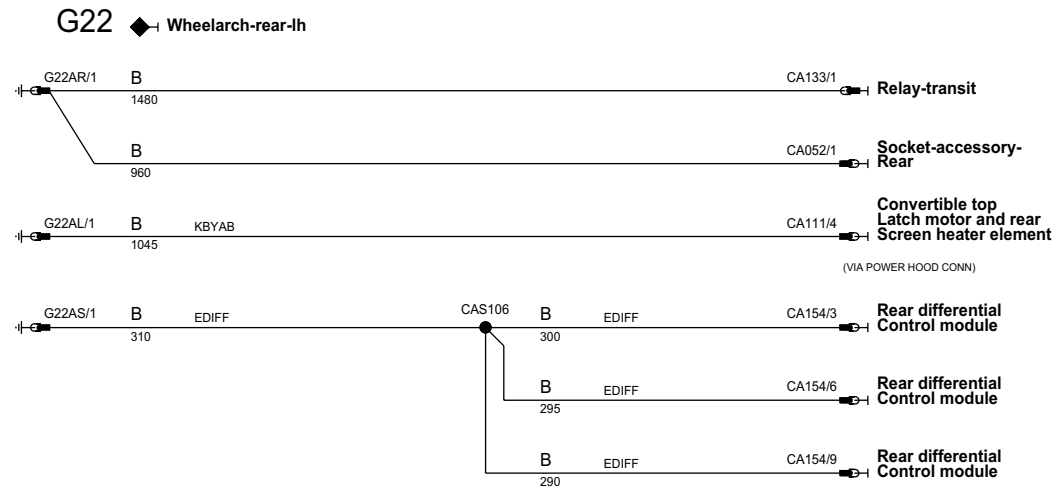
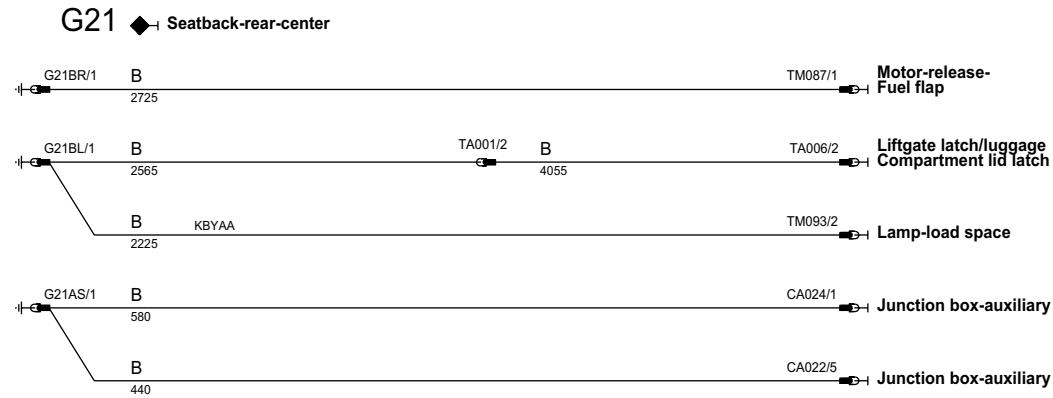
VREF Sensor/Signal Supply V
GREF Sensor/Signal Ground

HS CAN BUS High speed controller area network bus
MS CAN BUS Medium speed controller area network bus

MOST BUS Media oriented systems transport bus
D Serial and Encoded Data

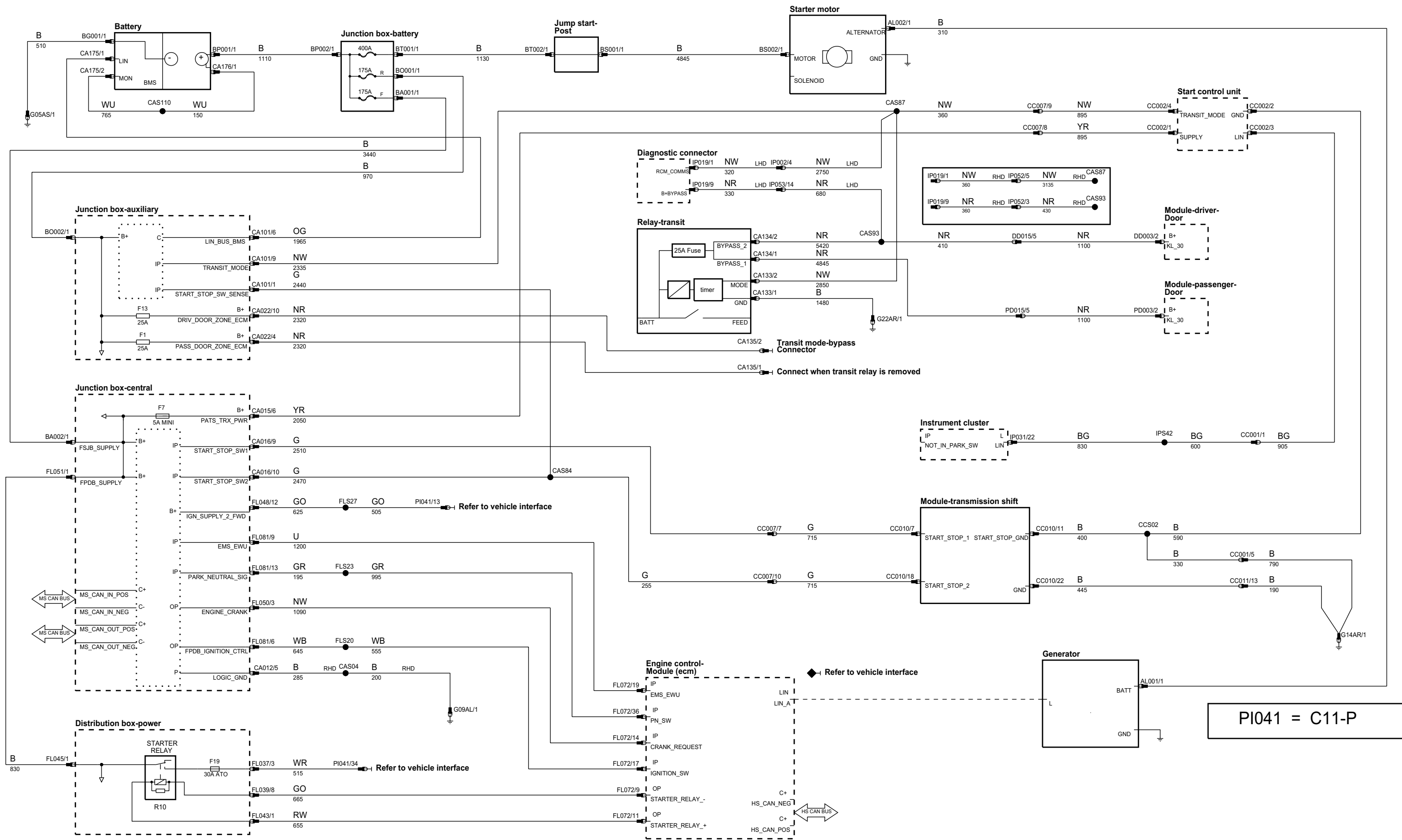
VARIANT: All
VIN RANGE: All
DATE OF ISSUE: 12/2008

phaw83-70012-r-a4



B- Battery Voltage	IP Input	VREF Sensor/Signal Supply V	HS CAN BUS High speed controller area network bus	MOST BUS Media oriented systems transport bus	VARIANT: All
P Power Ground	OP Output	GRES Sensor/Signal Ground	MS CAN BUS Medium speed controller area network bus	D Serial and Encoded Data	VIN RANGE: All
					DATE OF ISSUE: 12/2008

phaw63-70020-a2-e4



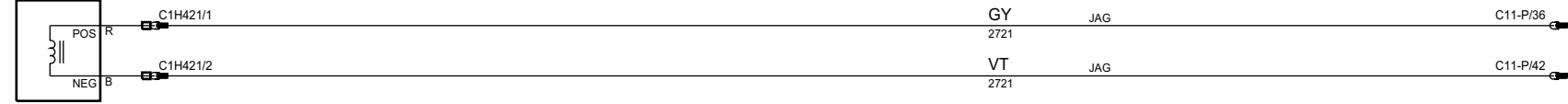
PI041 = C11-P

B- Battery Voltage	IP Input	VREF Sensor/Signal Supply V	HS CAN BUS High speed controller area network bus	MOST BUS Media oriented systems transport bus
P Power Ground	OP Output	GRF Sensor/Signal Ground	MS CAN BUS Medium speed controller area network bus	D Serial and Encoded Data

VARIANT: All
VIN RANGE: All
DATE OF ISSUE: 01/2009

phaj133-70031-a-a4

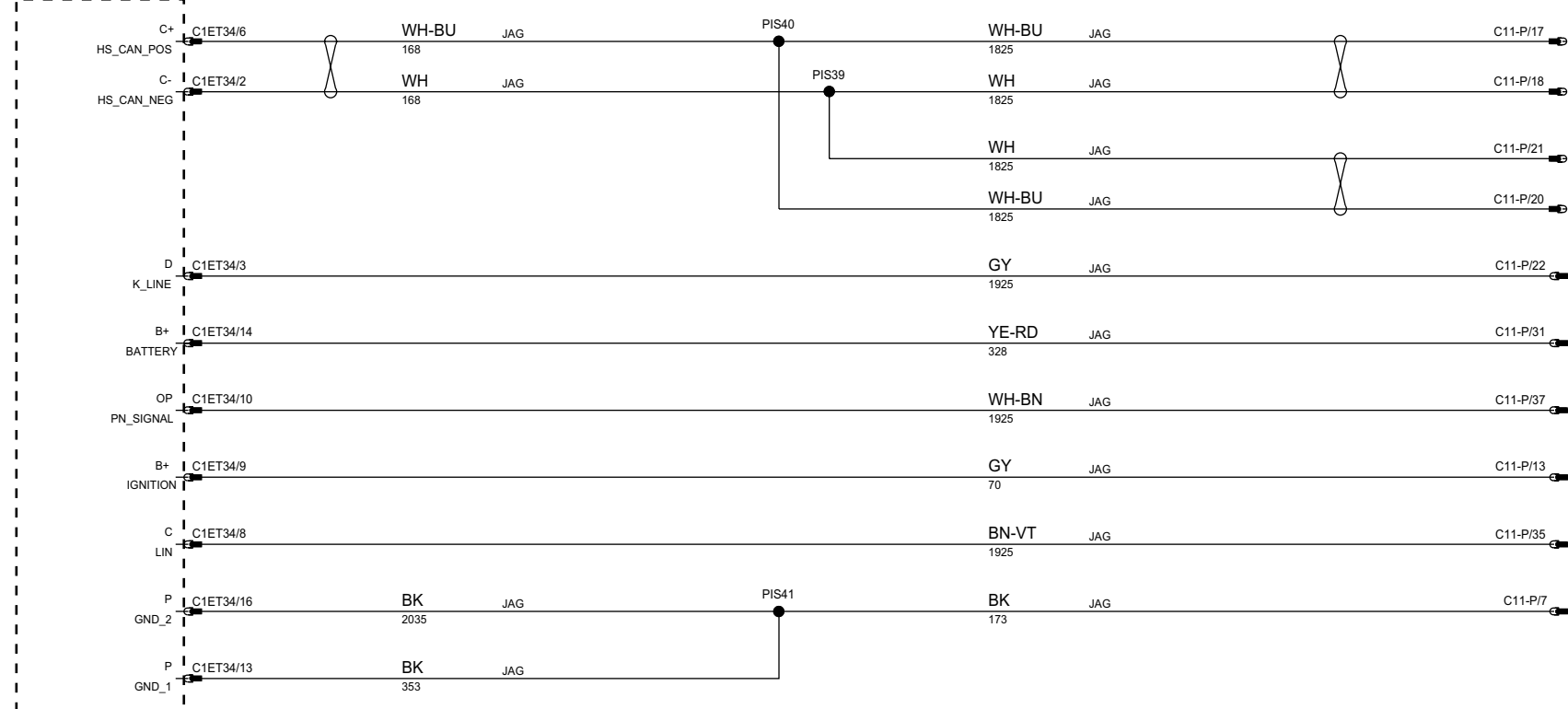
**Air conditioning (a/c)
Compressor solenoid**



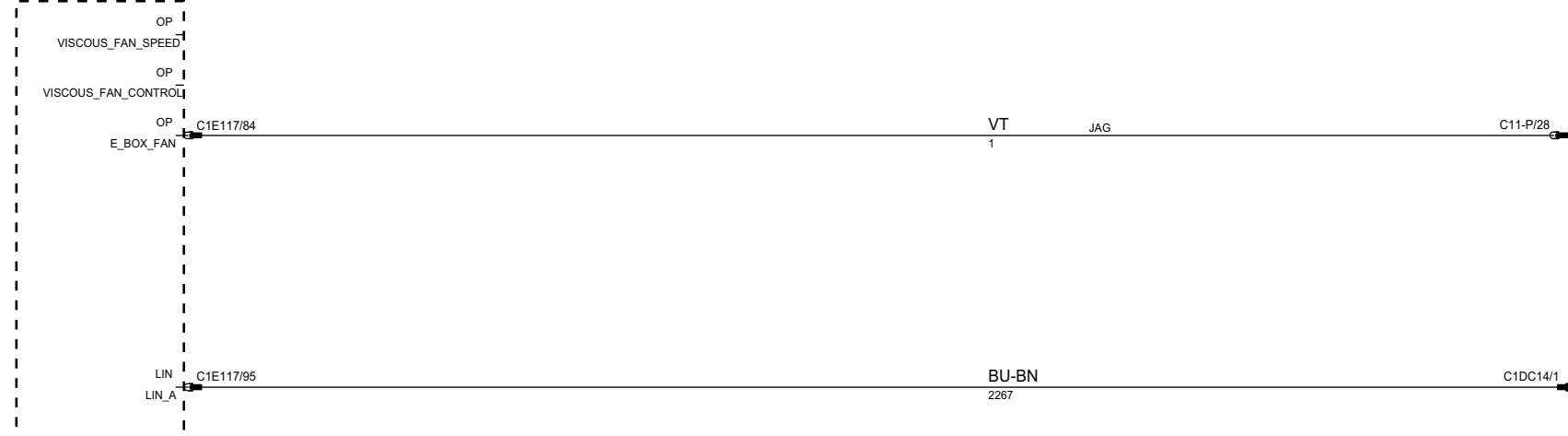
Starter motor



**Transmission control
Module**

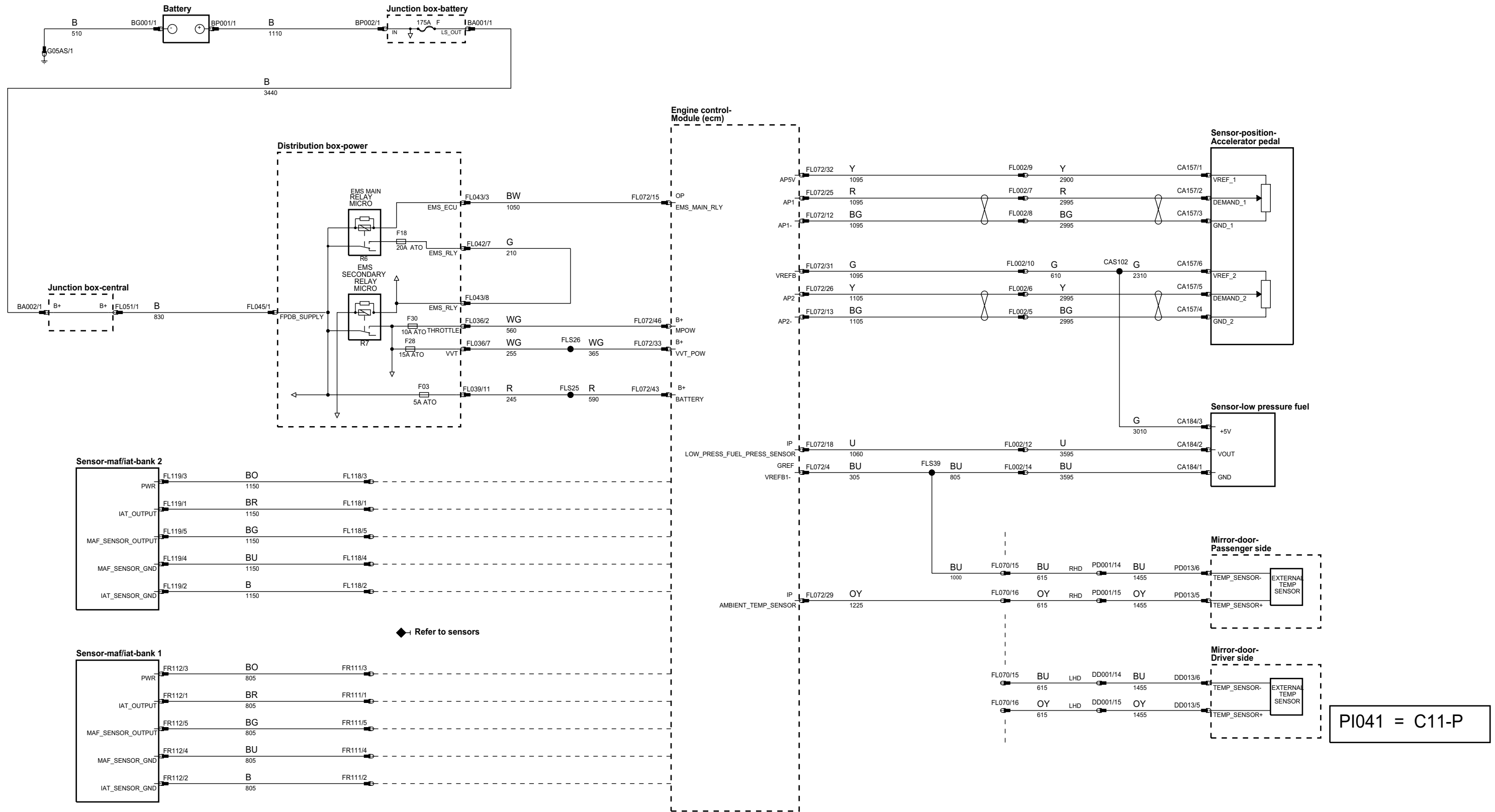


**Engine control-
Module (ecm)**



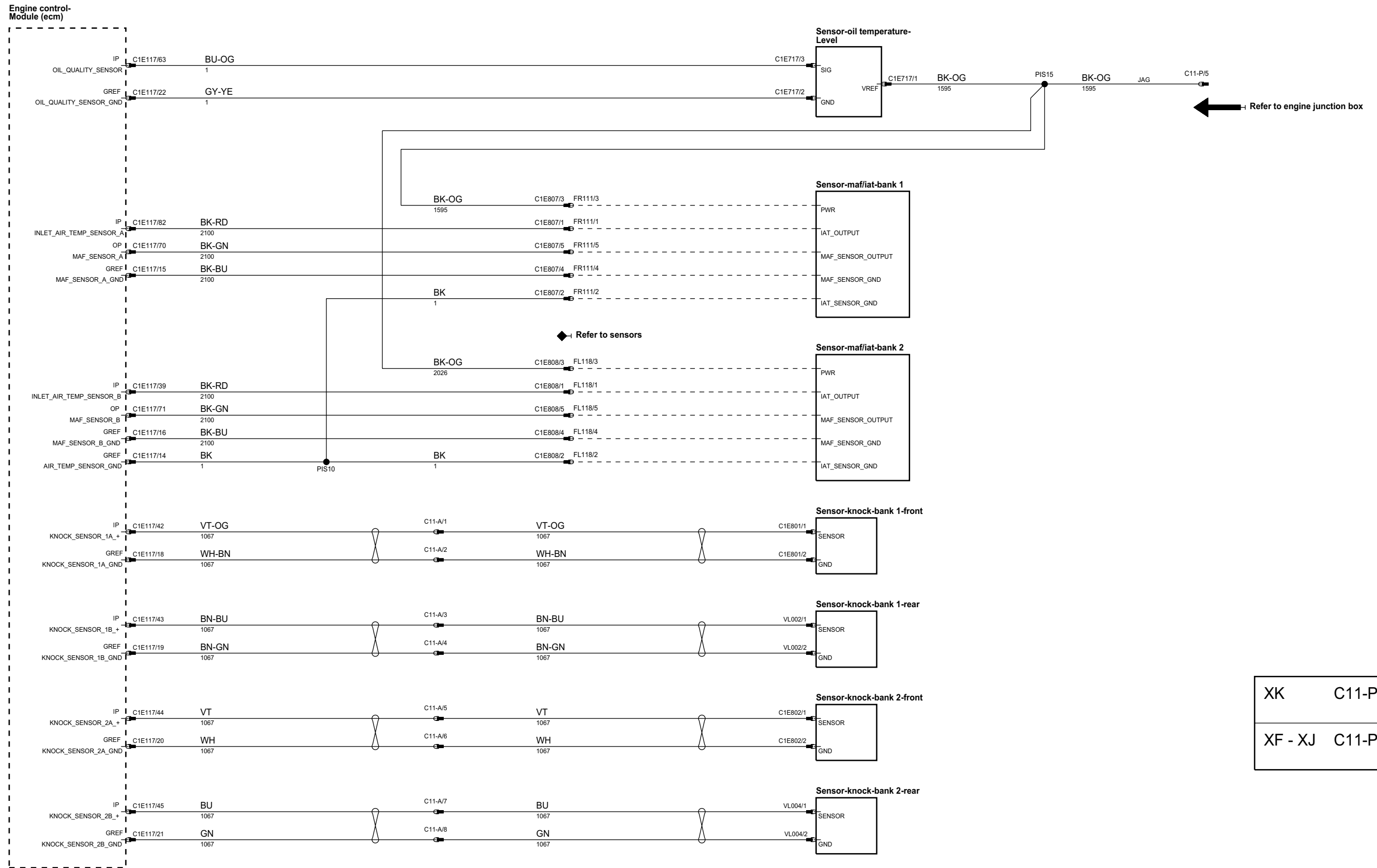
XK	C11-P = PI041
XF - XJ	C11-P = C11-P

phaw83-70035-a2-a4



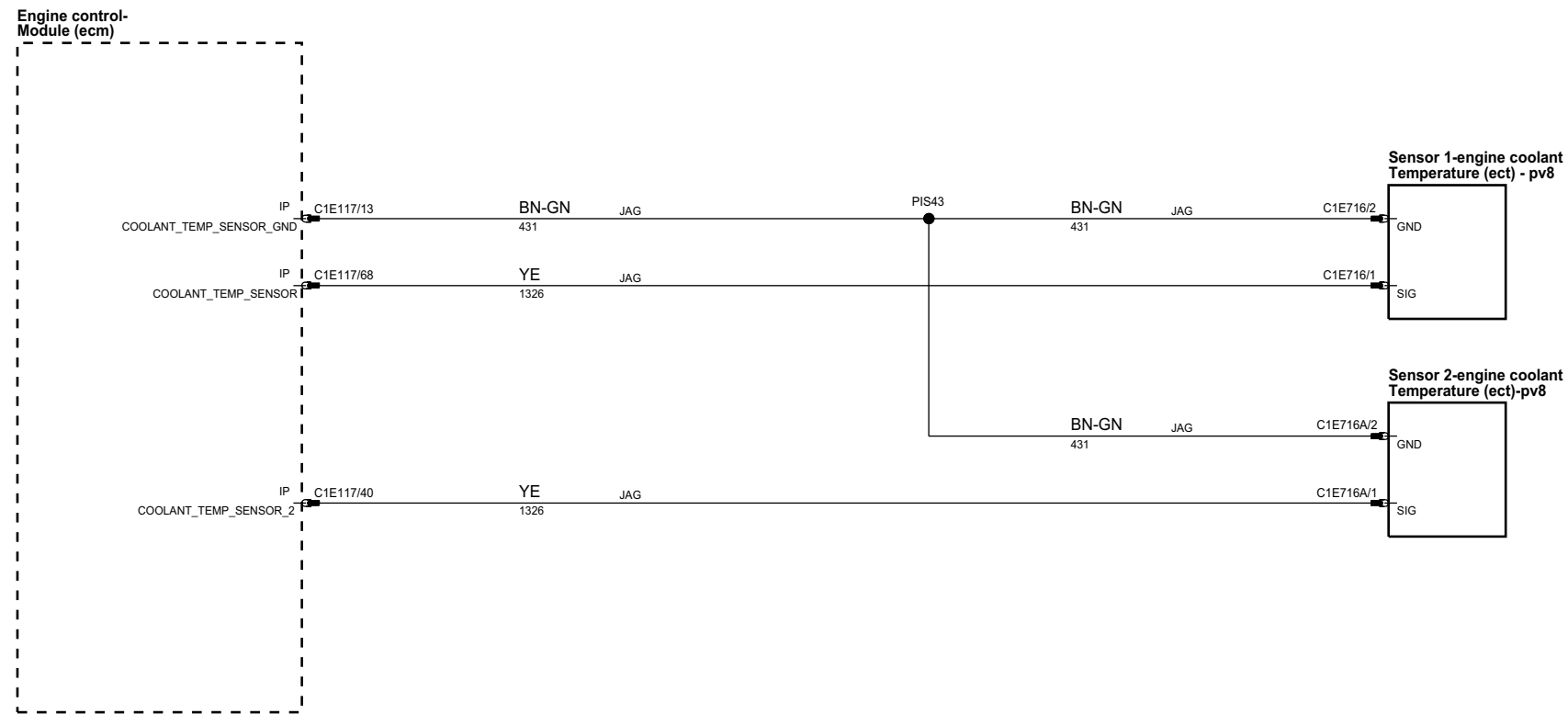
<p>B- Battery Voltage P Power Ground</p>	<p>IP Input OP Output</p>	<p>VREF Sensor/Signal Supply V GREF Sensor/Signal Ground</p>	<p>HS CAN BUS High speed controller area network bus MS CAN BUS Medium speed controller area network bus</p>	<p>MOST BUS Media oriented systems transport bus D Serial and Encoded Data</p>	<p>VARIANT: All VIN RANGE: All DATE OF ISSUE: 01/2009</p>
--	---	--	--	--	--

phaj133-70035-a-a4



XK	C11-P = PI041
XF - XJ	C11-P = C11-P

phaj133-70035-b-a4



B- Battery Voltage
P Power Ground

IP Input
OP Output

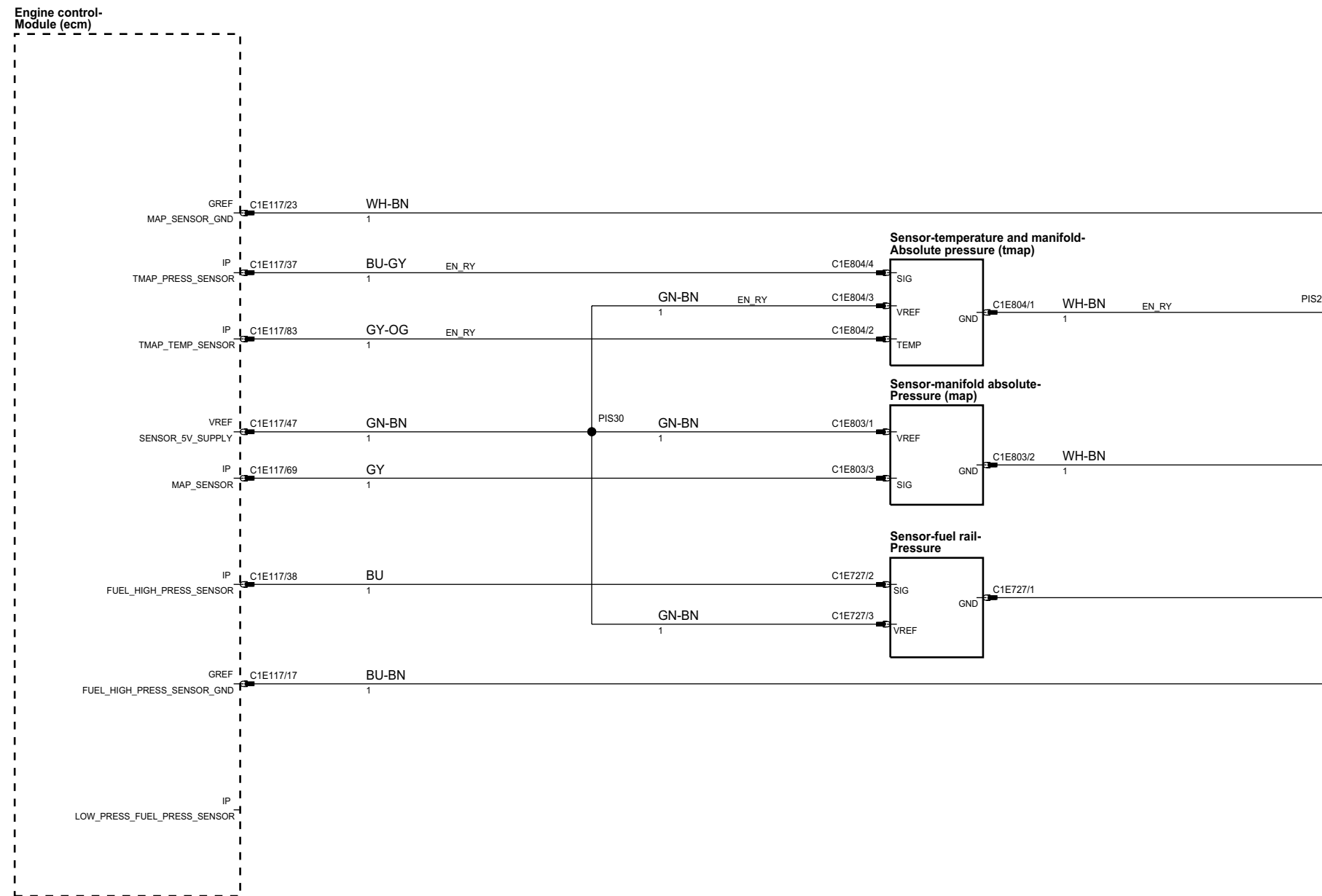
VREF Sensor/Signal Supply V
GREF Sensor/Signal Ground

HS CAN BUS High speed controller area network bus
MS CAN BUS Medium speed controller area network bus

MOST BUS Media oriented systems transport bus
D Serial and Encoded Data

VARIANT: All
VIN RANGE: All
DATE OF ISSUE: 12/2008

phaj133-70035-c-a4



B- Battery Voltage
P Power Ground

IP Input
OP Output

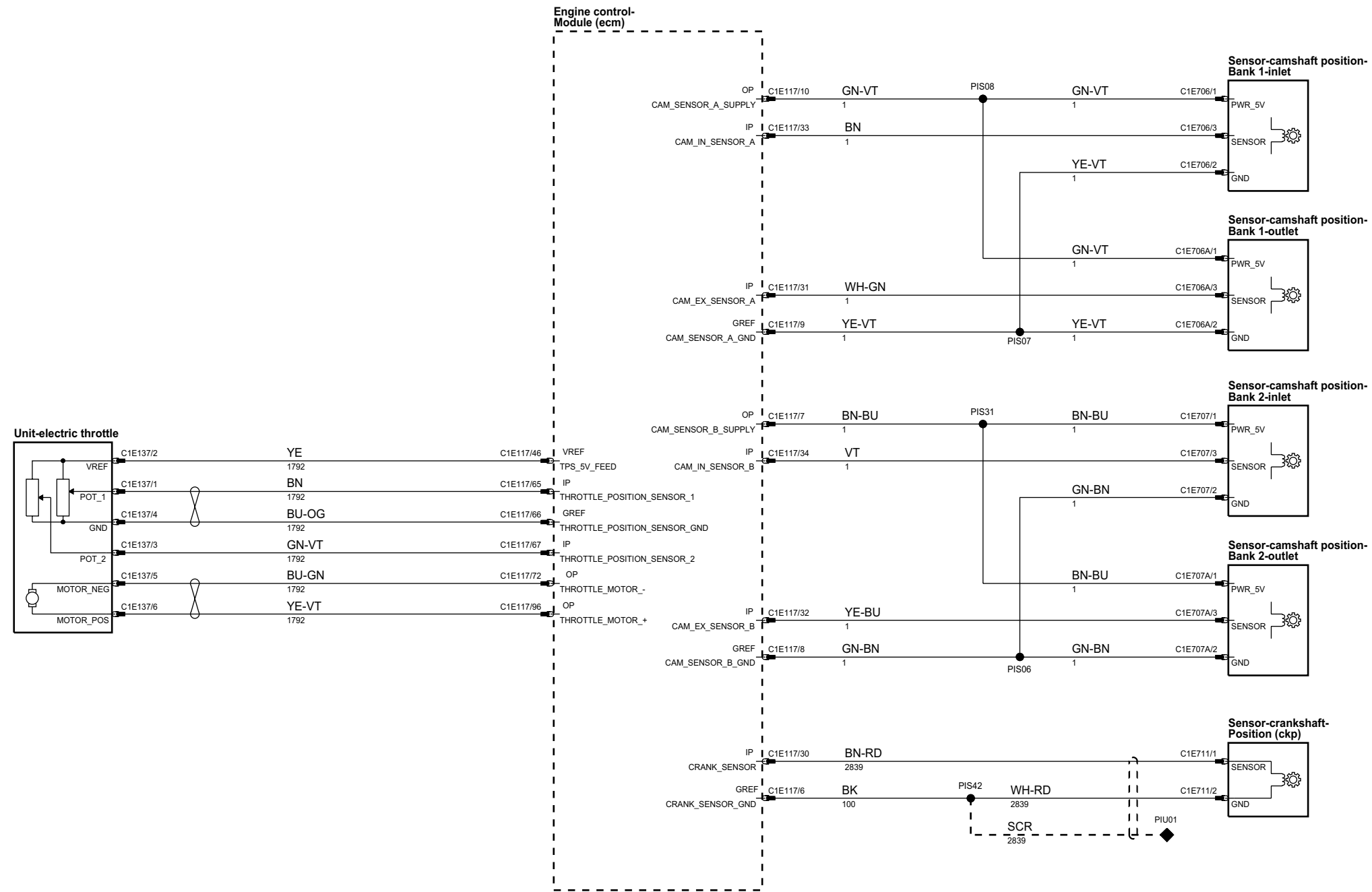
VREF Sensor/Signal Supply V
GREF Sensor/Signal Ground

HS CAN BUS High speed controller area network bus
MS CAN BUS Medium speed controller area network bus

MOST BUS Media oriented systems transport bus
D Serial and Encoded Data

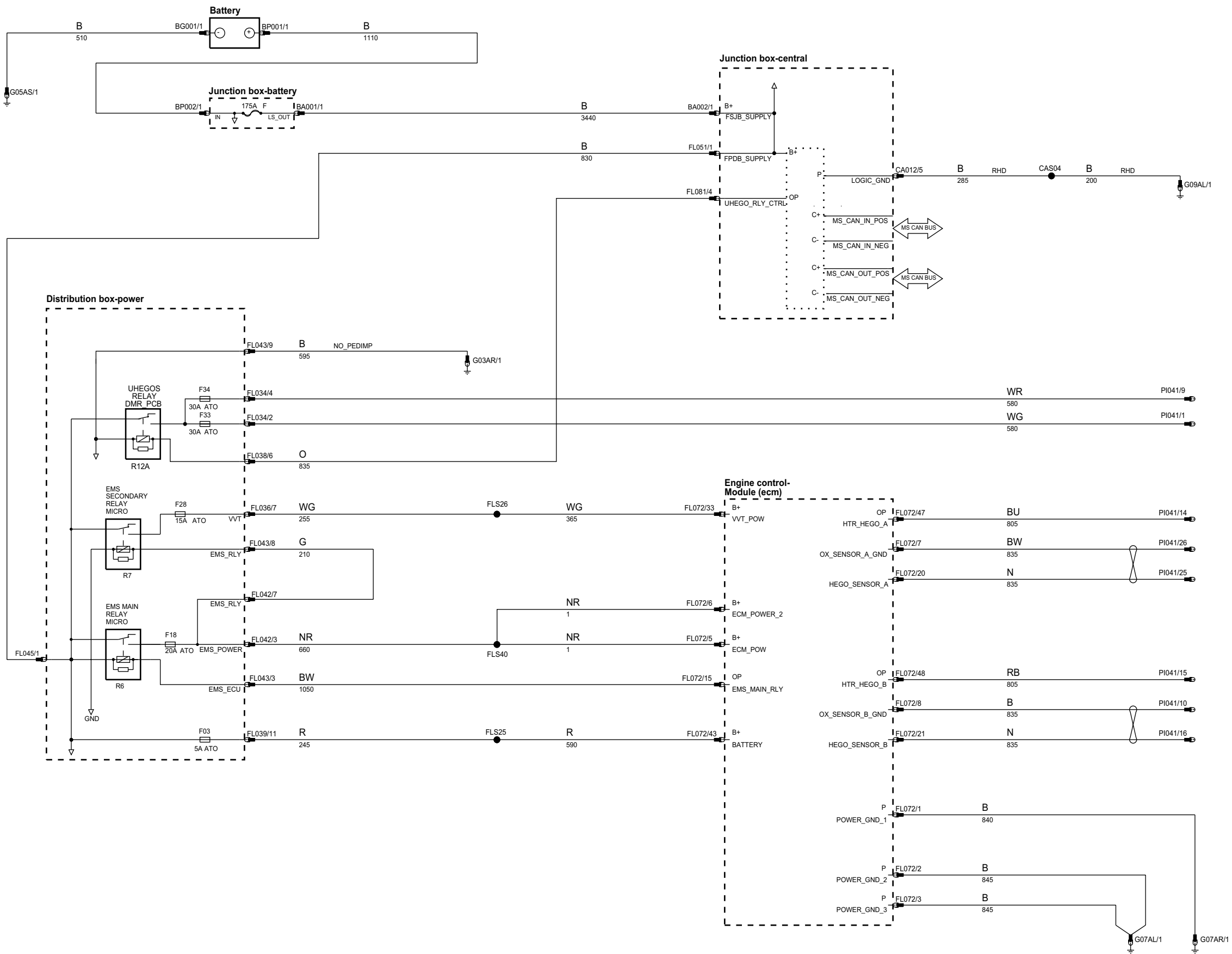
VARIANT: All
VIN RANGE: All
DATE OF ISSUE: 12/2008

phaj133-70035-d-a4



B- Battery Voltage	IP Input	VREF Sensor/Signal Supply V	HS CAN BUS High speed controller area network bus	MOST BUS Media oriented systems transport bus	VARIANT: All
P Power Ground	OP Output	GREF Sensor/Signal Ground	MS CAN BUS Medium speed controller area network bus	D Serial and Encoded Data	VIN RANGE: All
					DATE OF ISSUE: 12/2008

phaw83-70035-b2-a4



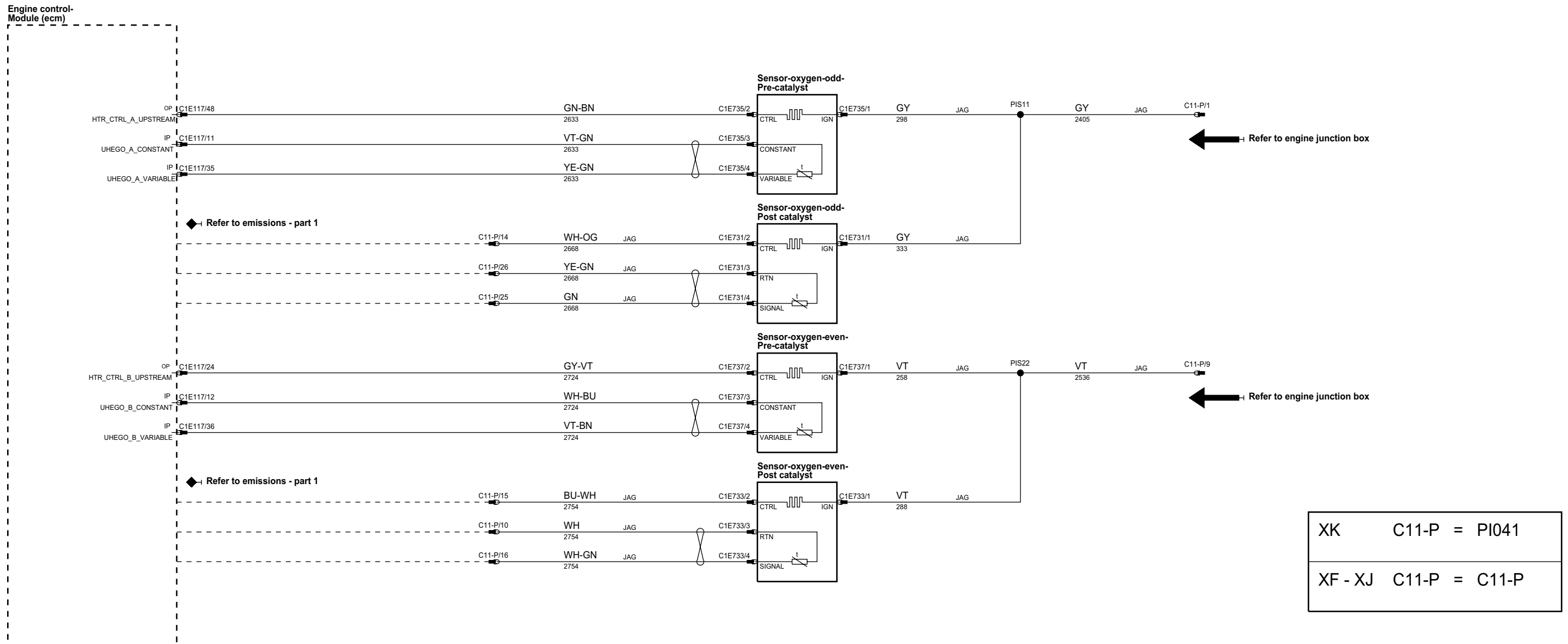
Refer to emissions part 2

PI041 = C11-P

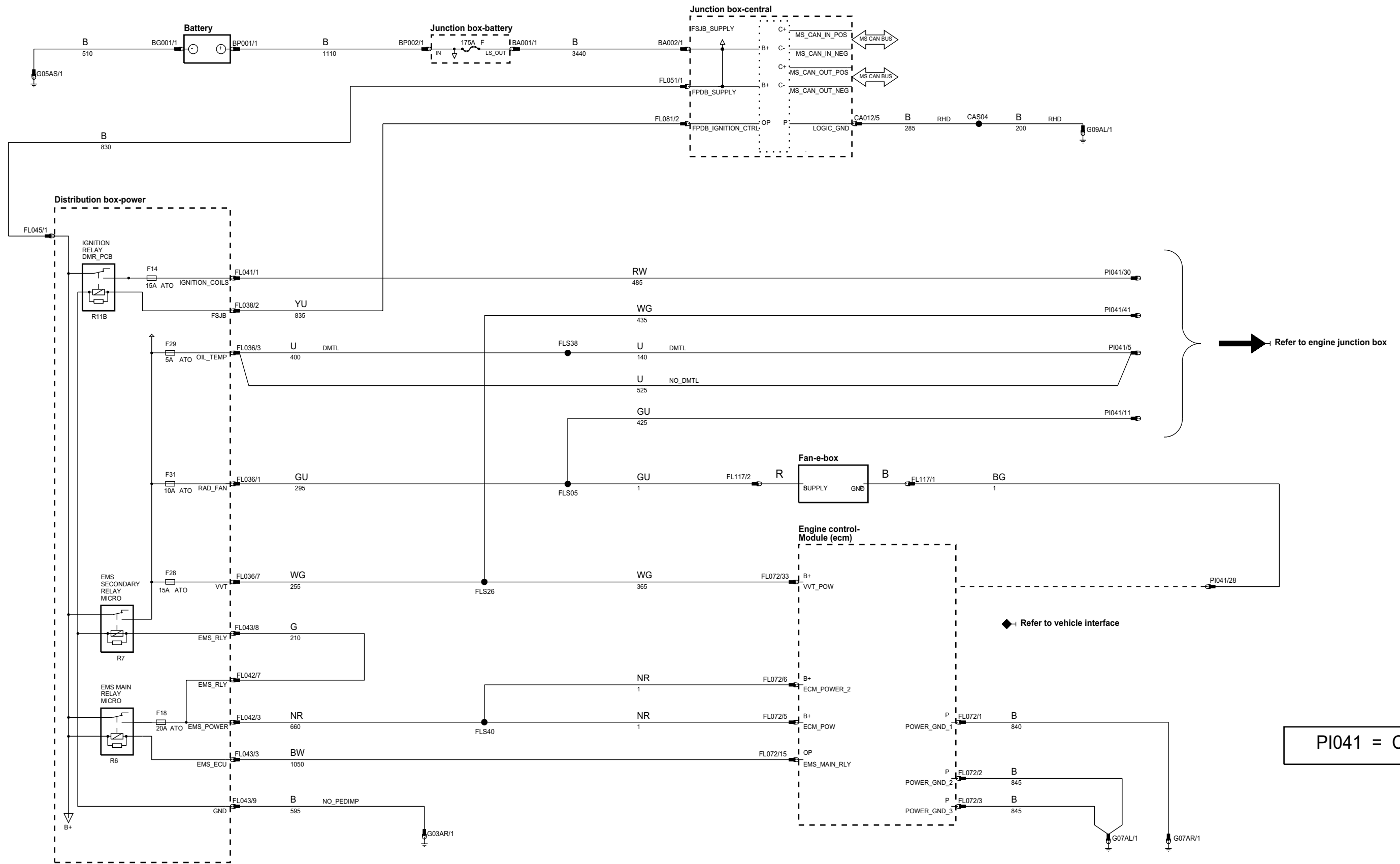
B- Battery Voltage	IP Input	VREF Sensor/Signal Supply V	HS CAN BUS High speed controller area network bus	MOST BUS Media oriented systems transport bus
P Power Ground	OP Output	GRES Sensor/Signal Ground	MS CAN BUS Medium speed controller area network bus	D Serial and Encoded Data

VARIANT: All
VIN RANGE: All
DATE OF ISSUE: 12/2008

phaj133-70035-e-a4



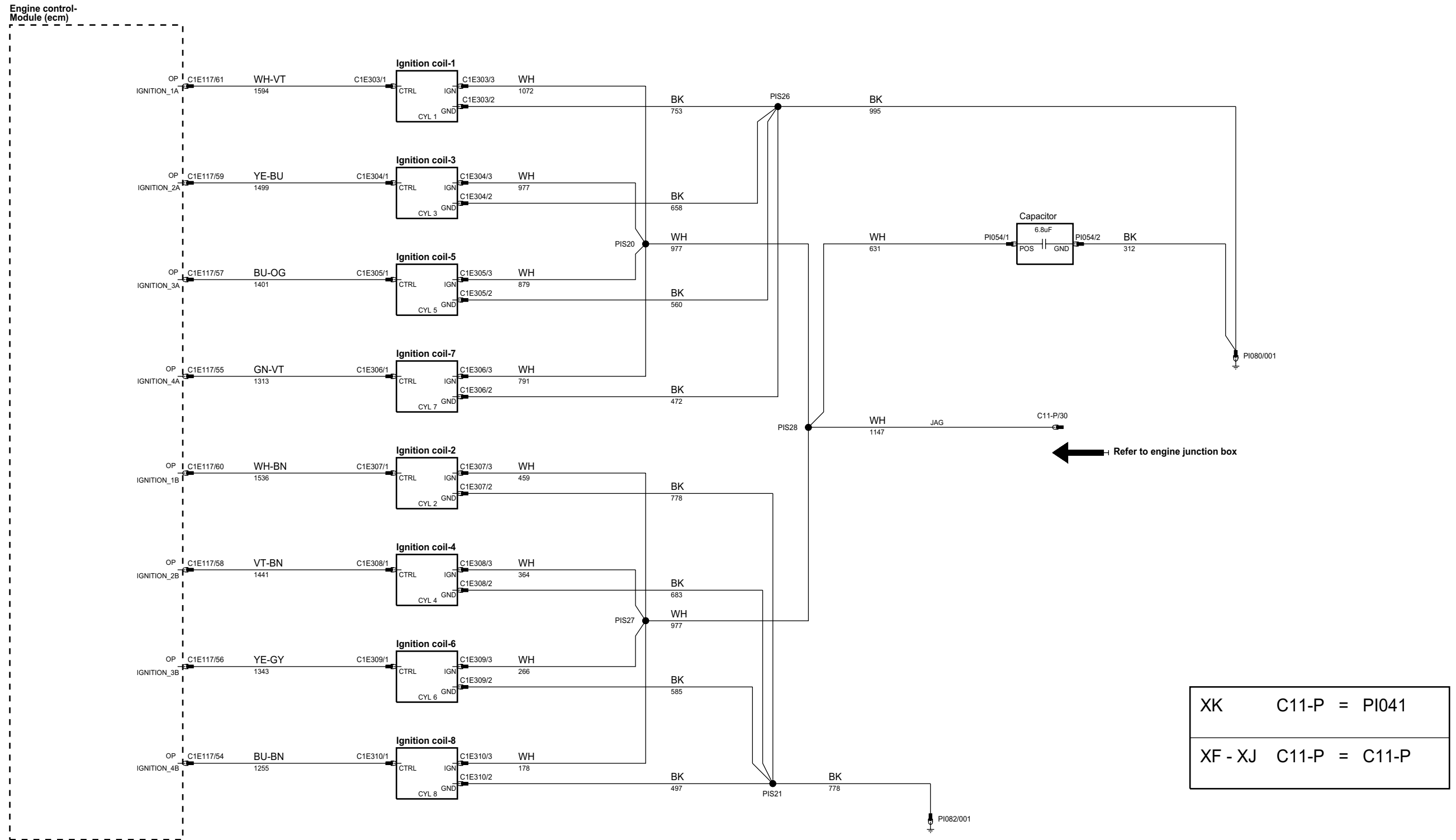
phaw83-70035-d2-a4



B+ Battery Voltage	IP Input	VREF Sensor/Signal Supply V	HS CAN BUS High speed controller area network bus	MOST BUS Media oriented systems transport bus
P Power Ground	OP Output	GRES Sensor/Signal Ground	MS CAN BUS Medium speed controller area network bus	D Serial and Encoded Data

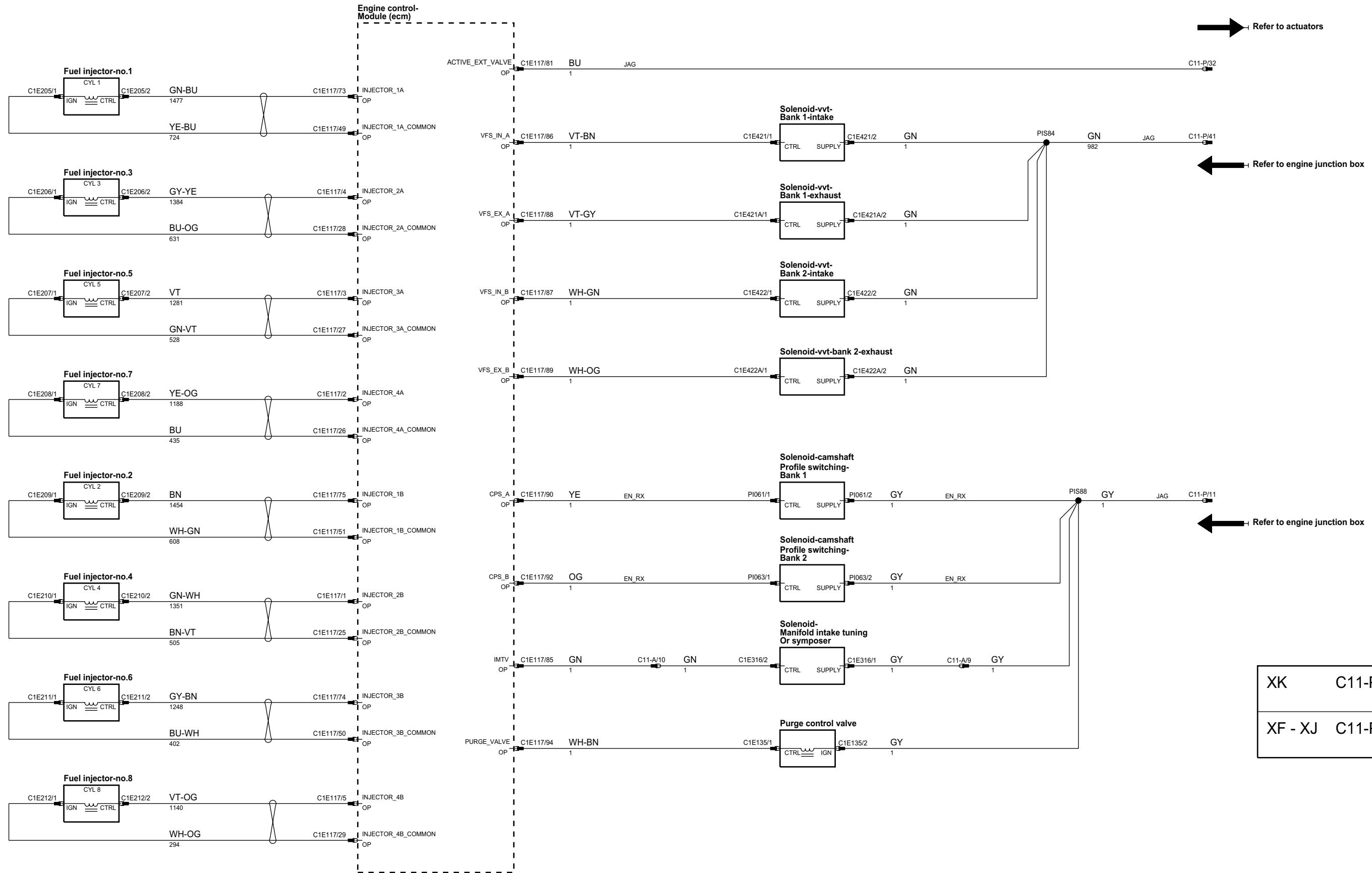
VARIANT: All
 VIN RANGE: All
 DATE OF ISSUE: 01/2009

phaj133-70035-f-a4



XK	C11-P = PI041
XF - XJ	C11-P = C11-P

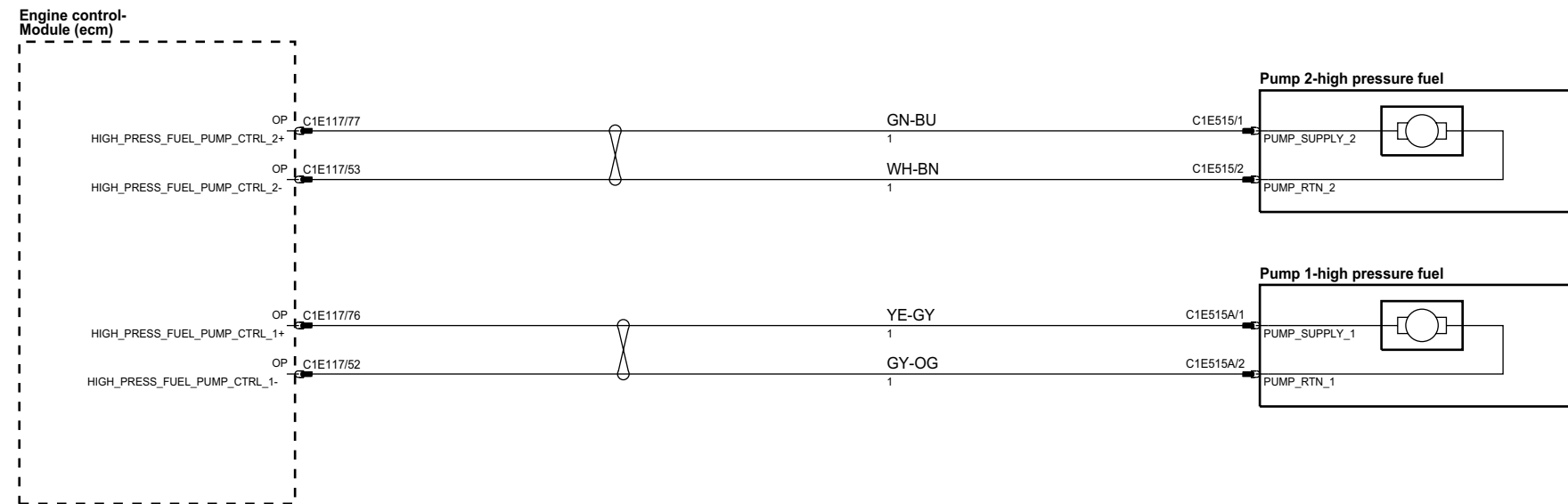
phaj133-70035-g-a4



XK	C11-P = PI041
XF - XJ	C11-P = C11-P

B- Battery Voltage	IP Input	VREF Sensor/Signal Supply V	HS CAN BUS High speed controller area network bus	MOST BUS Media oriented systems transport bus	VARIANT: All
P Power Ground	OP Output	GRES Sensor/Signal Ground	MS CAN BUS Medium speed controller area network bus	D Serial and Encoded Data	VIN RANGE: All
					DATE OF ISSUE: 12/2008

phaj133-70035-b-a4



B- Battery Voltage
P Power Ground

IP Input
OP Output

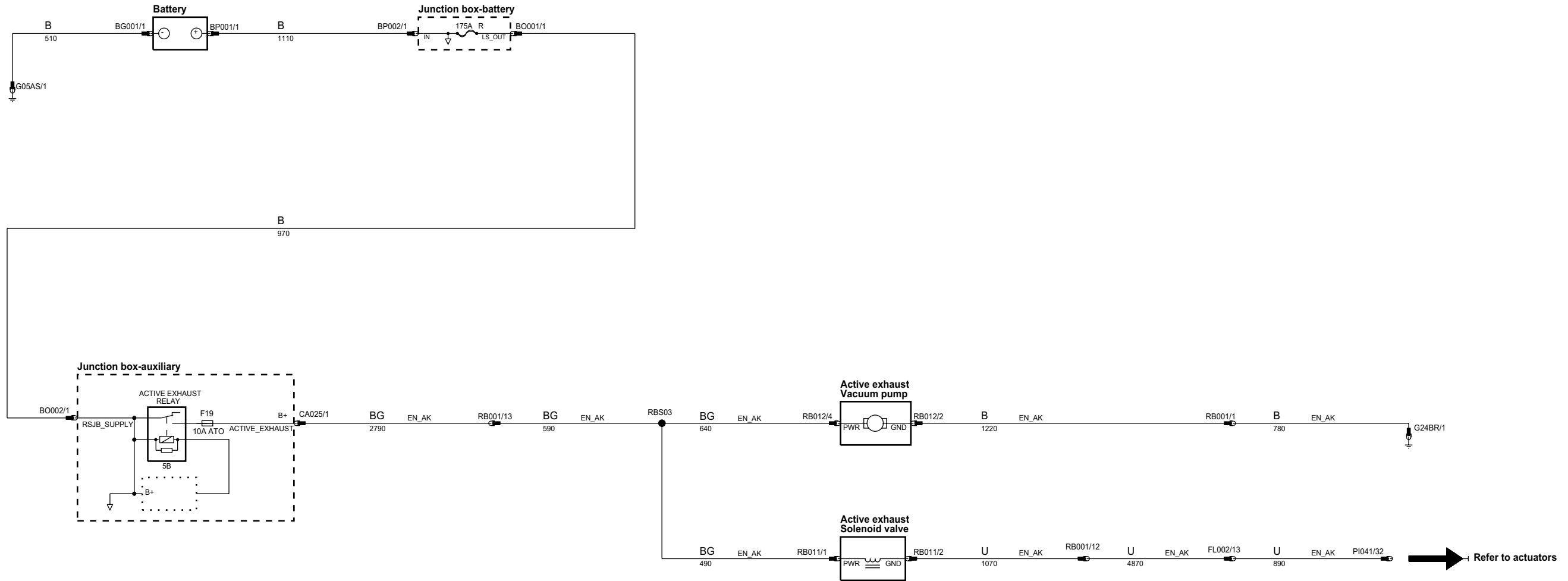
VREF Sensor/Signal Supply V
GREF Sensor/Signal Ground

HS CAN BUS High speed controller area network bus
MS CAN BUS Medium speed controller area network bus

MOST BUS Media oriented systems transport bus
D Serial and Encoded Data

VARIANT: All
VIN RANGE: All
DATE OF ISSUE: 12/2008

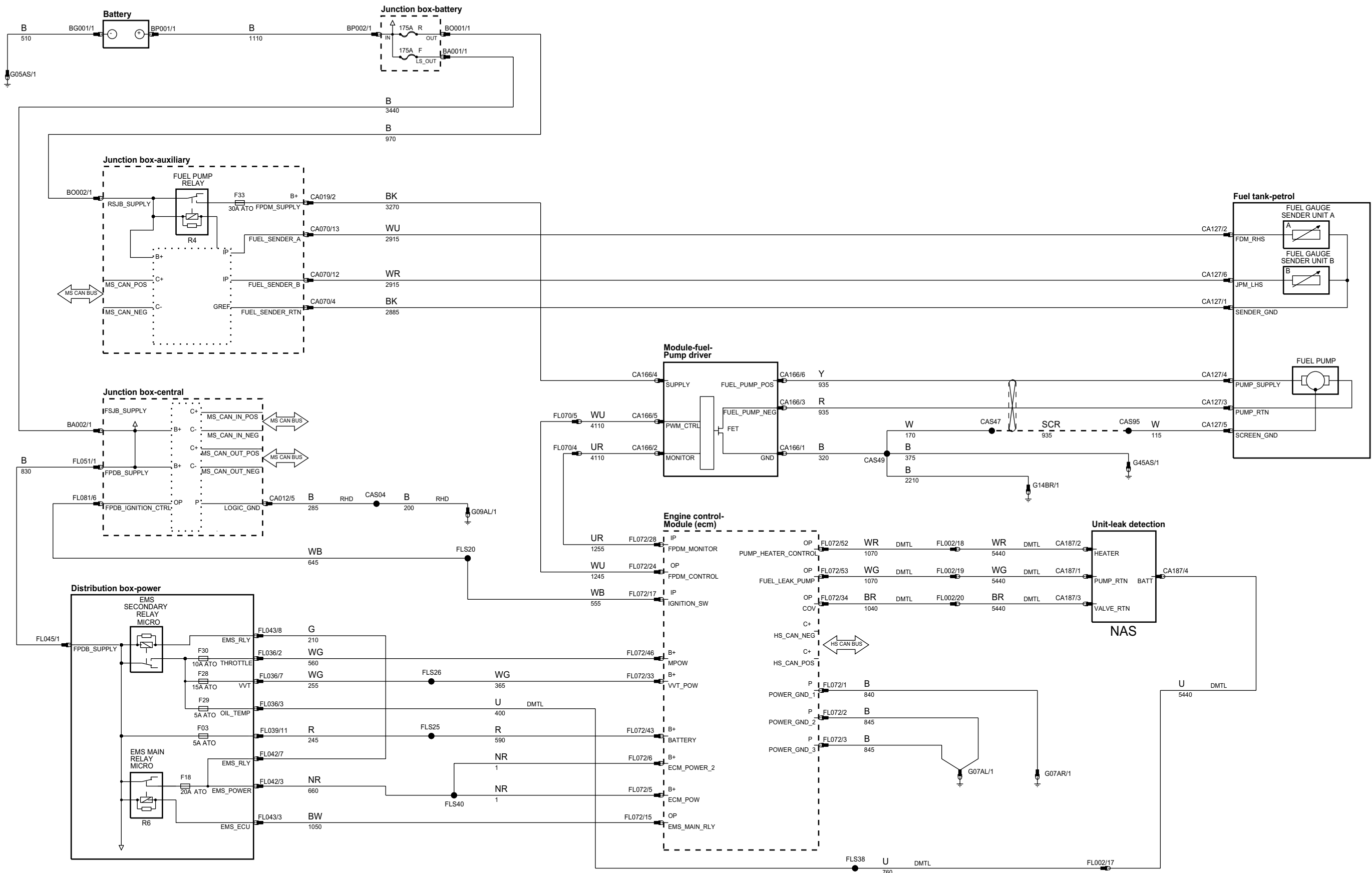
phaw83-70035-e-a4



PI041 = C11-P

B - Battery Voltage	IP Input	VREF Sensor/Signal Supply V	HS CAN BUS High speed controller area network bus	MOST BUS Media oriented systems transport bus	VARIANT: All
P Power Ground	OP Output	GRES Sensor/Signal Ground	MS CAN BUS Medium speed controller area network bus	D Serial and Encoded Data	VIN RANGE: All
					DATE OF ISSUE: 12/2008

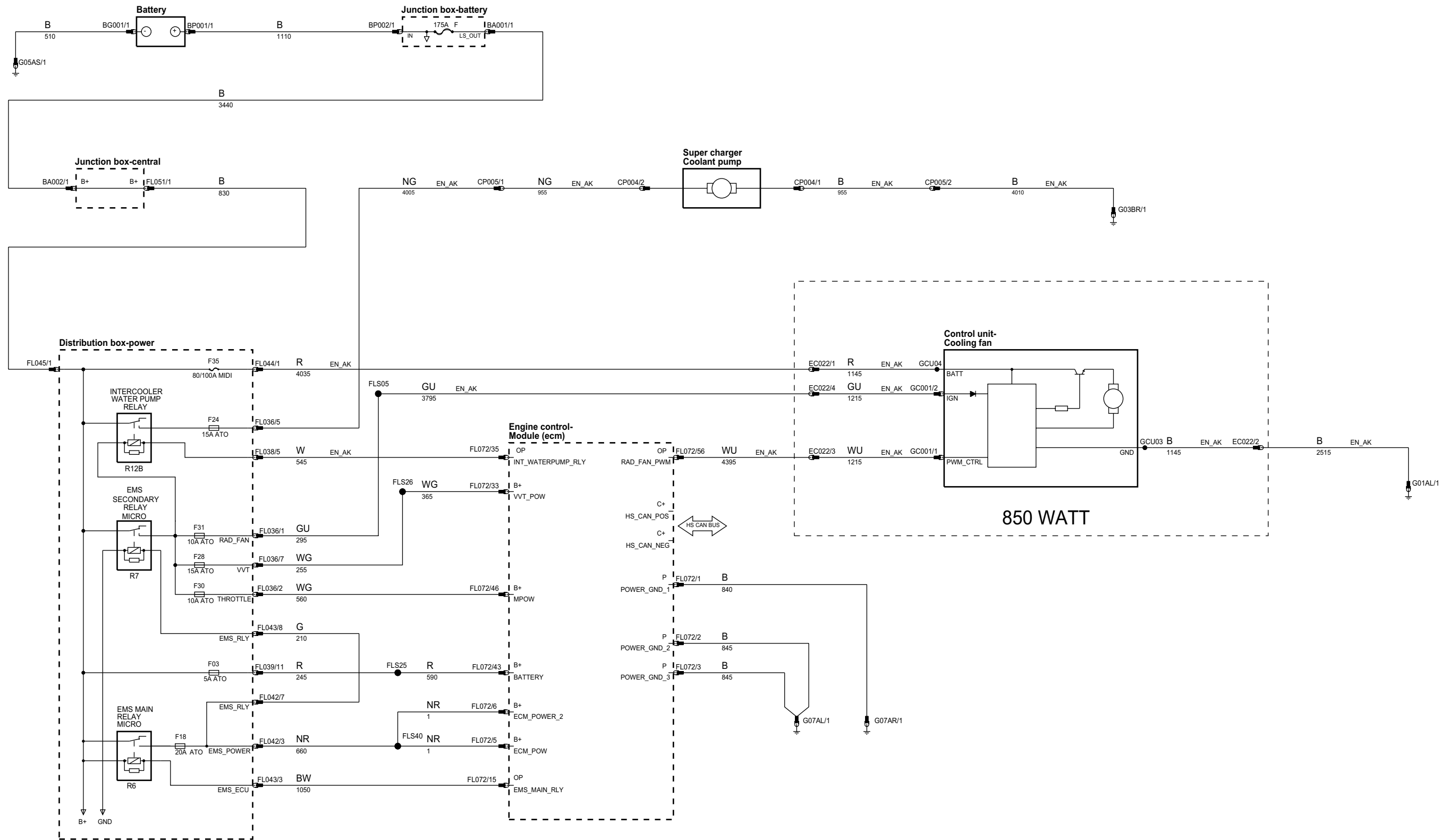
phaw83-70035-02-a4



B- Battery Voltage	IP Input	VREF Sensor/Signal Supply V	HS CAN BUS High speed controller area network bus	MOST BUS Media oriented systems transport bus
P Power Ground	OP Output	GRF Sensor/Signal Ground	MS CAN BUS Medium speed controller area network bus	D Serial and Encoded Data

VARIANT: Yes
 VIN RANGE: All
 DATE OF ISSUE: 12/2008

phaw83-70033-a2-a4



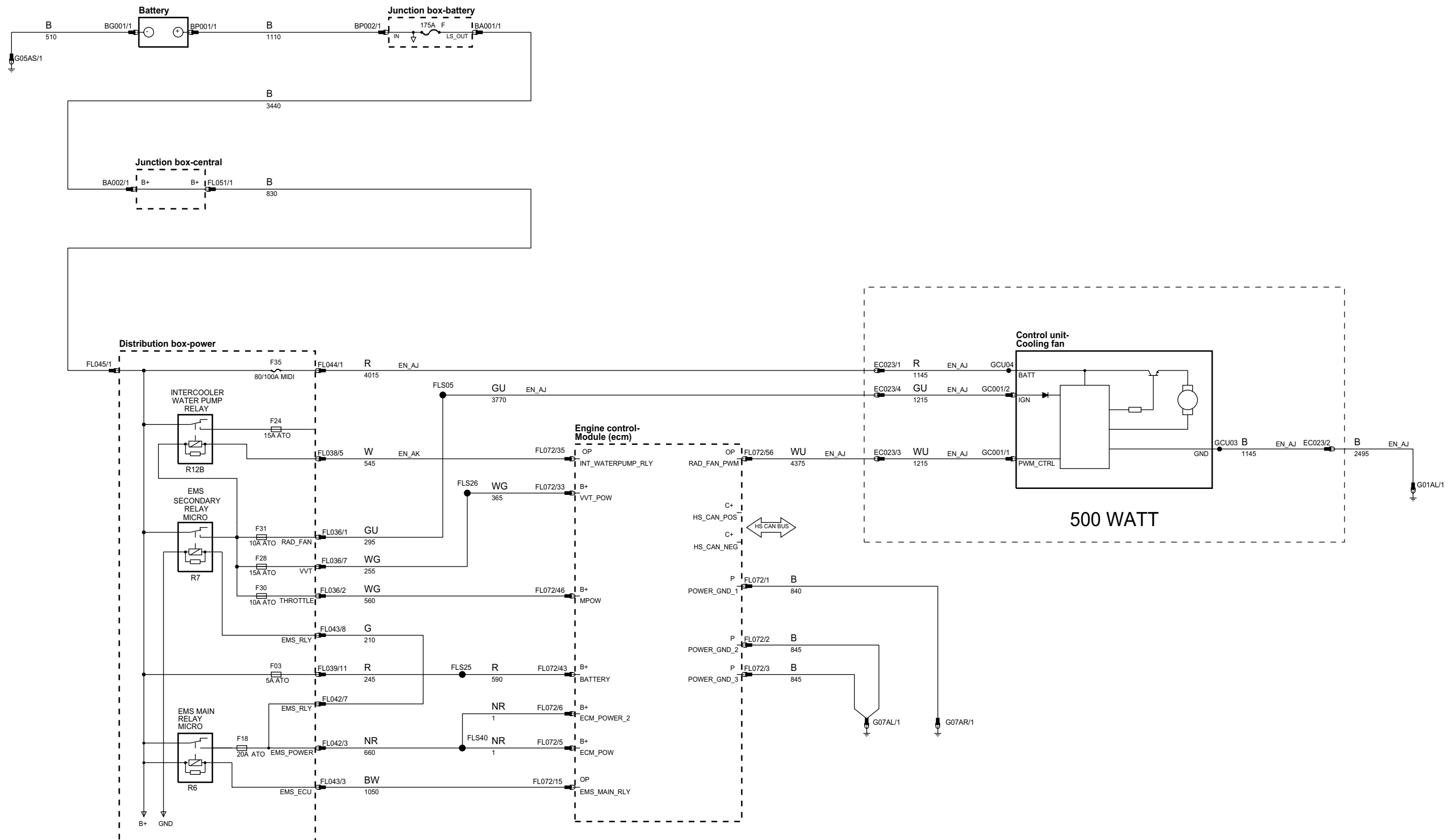
B+ Battery Voltage
 P Power Ground
 IP Input
 OP Output
 VREF Sensor/Signal Supply V
 GREF Sensor/Signal Ground

HS CAN BUS High speed controller area network bus
 MS CAN BUS Medium speed controller area network bus

MOST BUS Media oriented systems transport bus
 D Serial and Encoded Data

VARIANT: Yes
 VIN RANGE: All
 DATE OF ISSUE: 12/2008

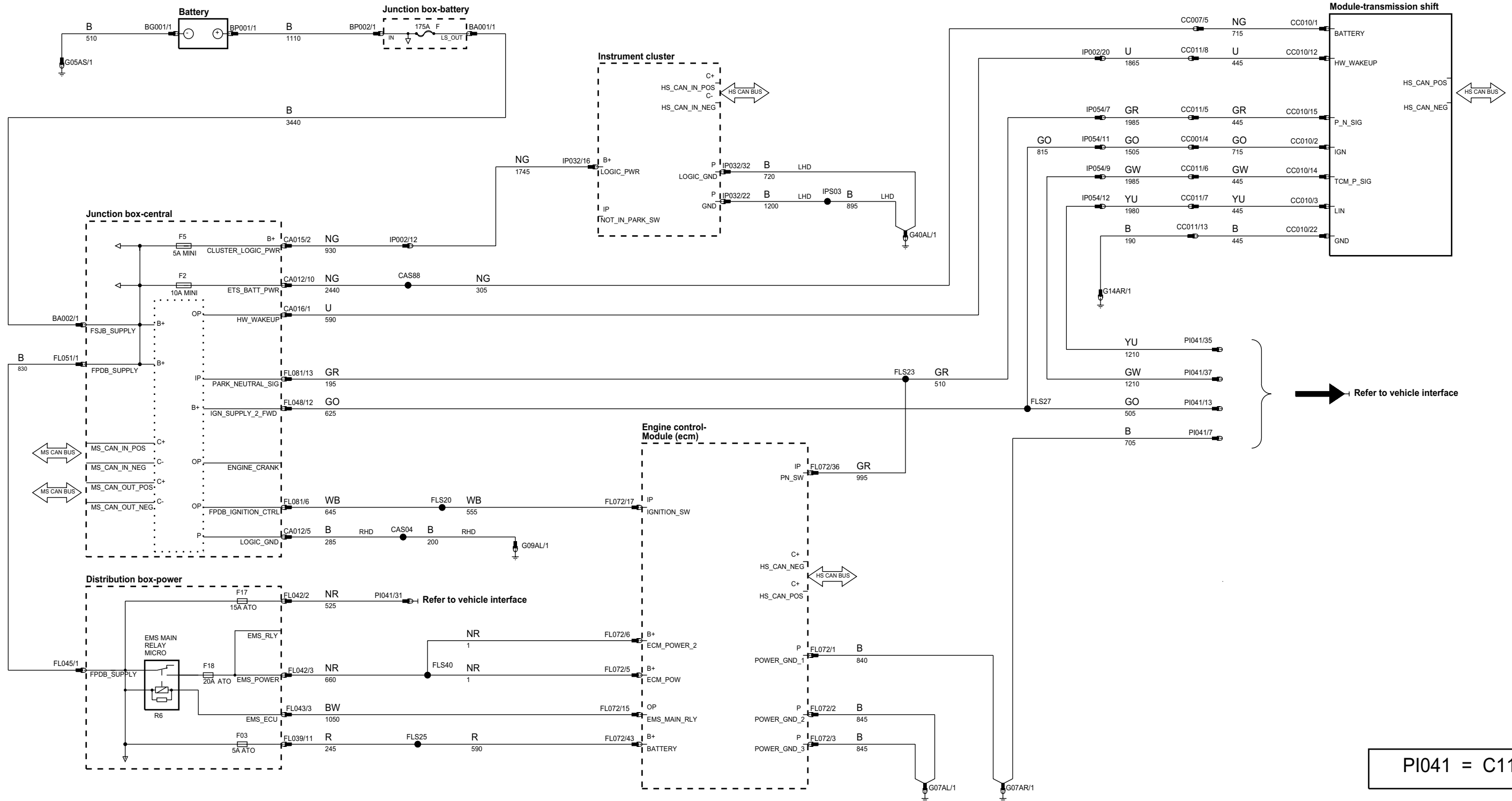
phaw83-70033-a2-a3



B - Battery Voltage	IP Input	VREF Sensor/Signal Supply V	HS CAN BUS High speed controller area network bus	MOST BUS Media oriented systems transport bus
P Power Ground	OP Output	GRES Sensor/Signal Ground	MS CAN BUS Medium speed controller area network bus	D Serial and Encoded Data

VARIANT: Yes
VIN RANGE: All
DATE OF ISSUE: 12/2008

phaw83-70041-a2-a4



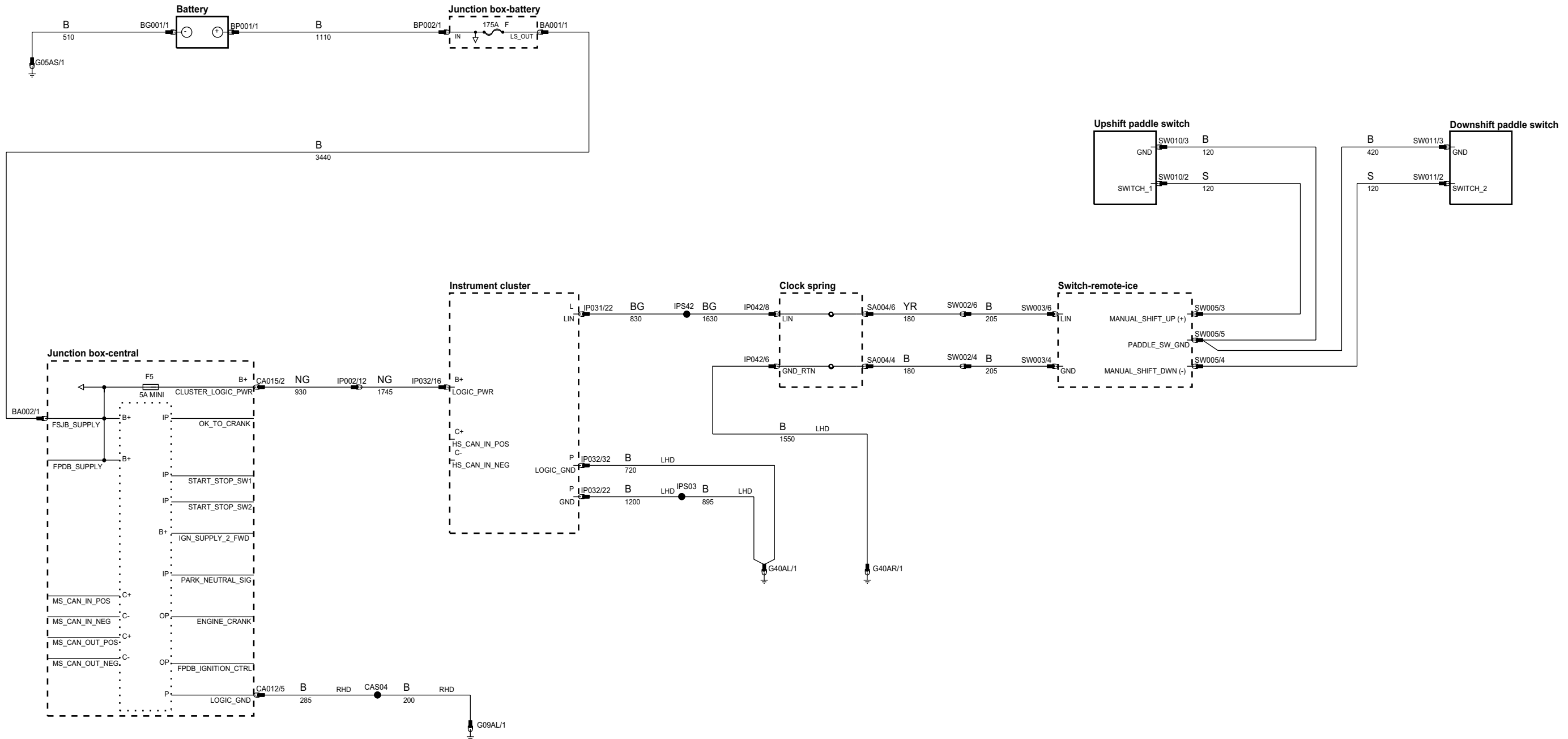
Refer to vehicle interface

PI041 = C11-P

B- Battery Voltage	IP Input	VREF Sensor/Signal Supply V	HS CAN BUS High speed controller area network bus	MOST BUS Media oriented systems transport bus
P Power Ground	OP Output	GRES Sensor/Signal Ground	MS CAN BUS Medium speed controller area network bus	D Serial and Encoded Data

VARIANT: All
 VIN RANGE: All
 DATE OF ISSUE: 01/2009

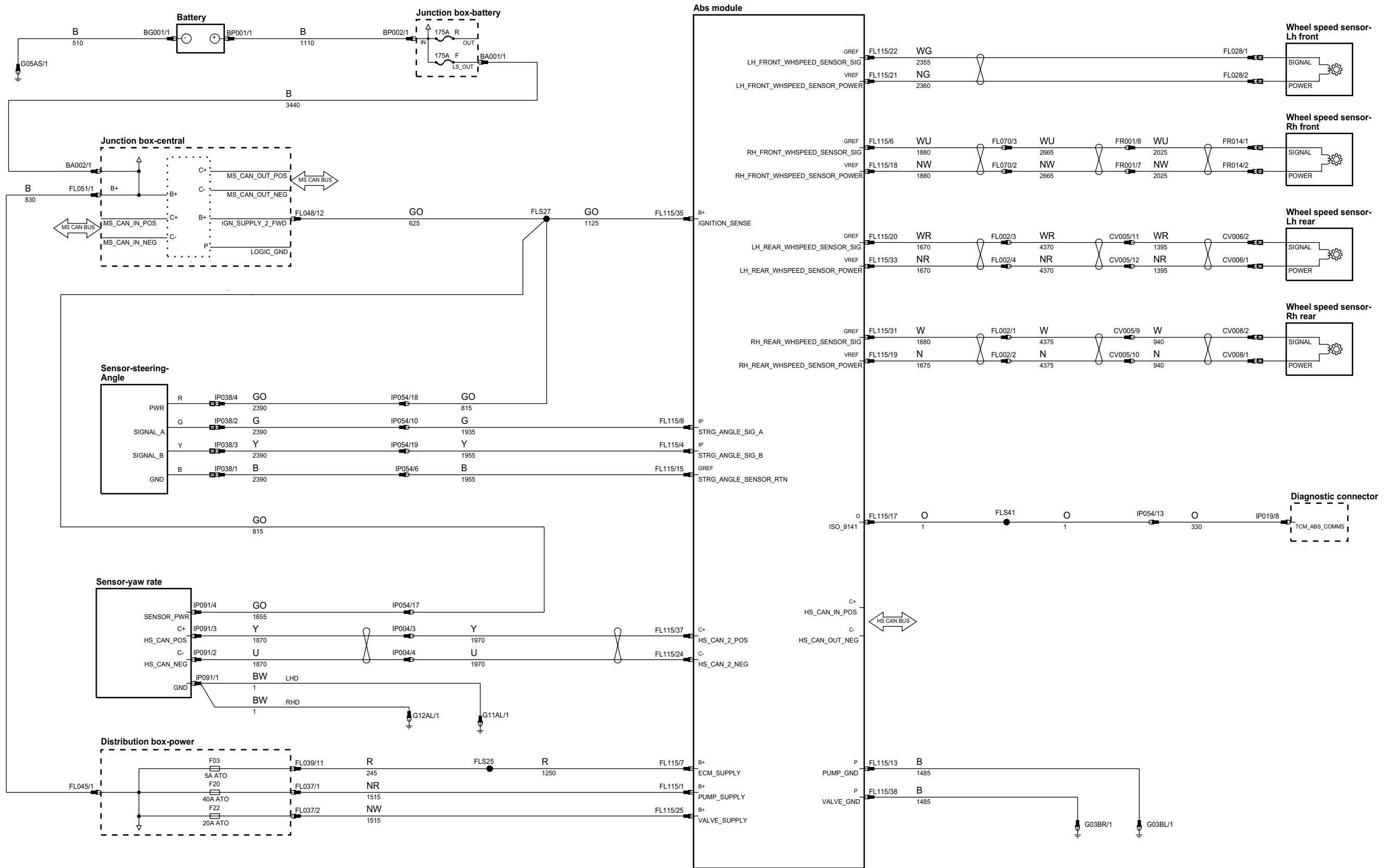
phaw83-70041-a3-a4



B - Battery Voltage	IP Input	VREF Sensor/Signal Supply V	HS CAN BUS High speed controller area network bus	MOST BUS Media oriented systems transport bus
P Power Ground	OP Output	GRES Sensor/Signal Ground	MS CAN BUS Medium speed controller area network bus	D Serial and Encoded Data

VARIANT: All
 VIN RANGE: All
 DATE OF ISSUE: 01/2009

phaw83-70165-a2-a4



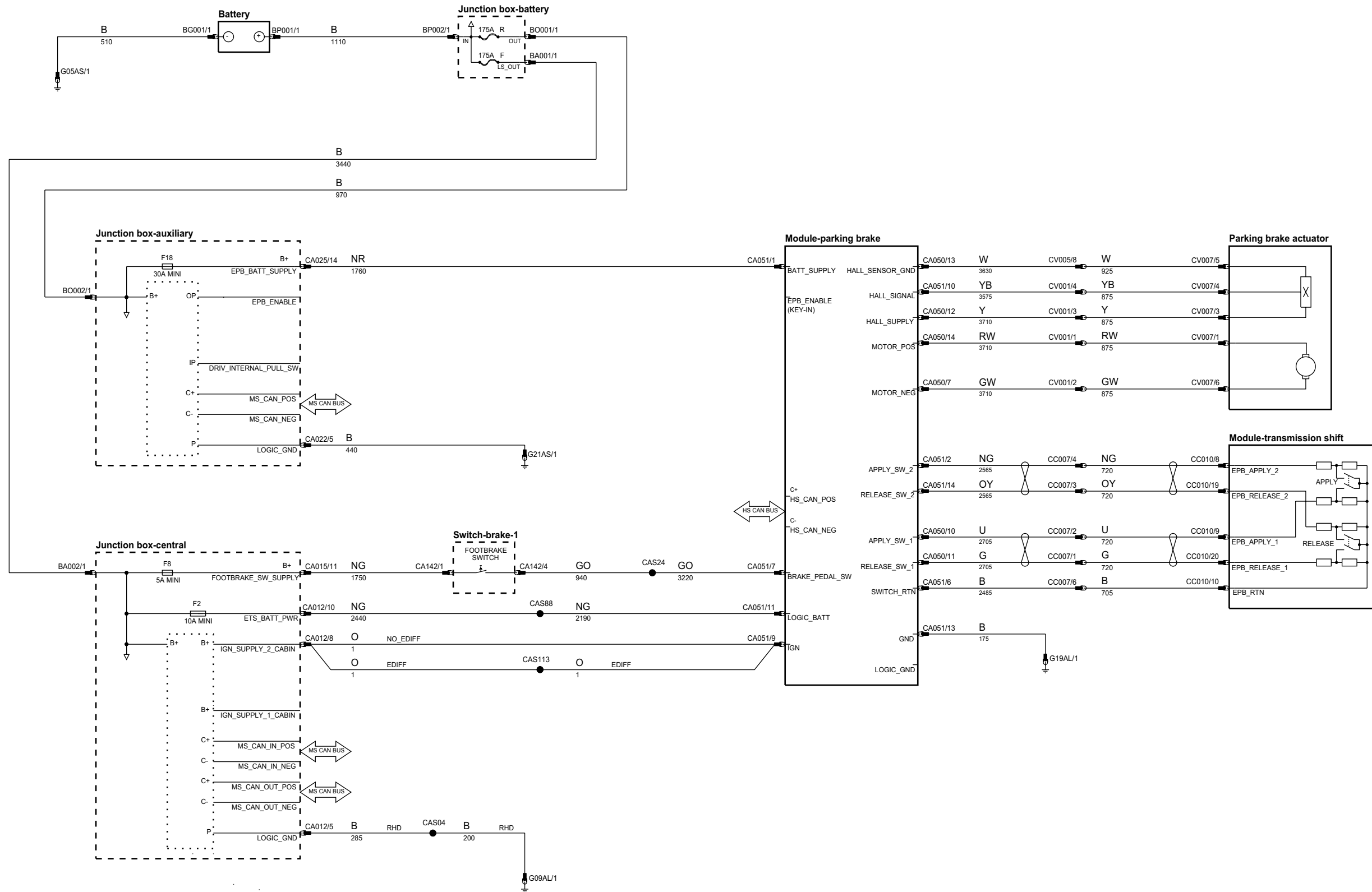
B- Battery Voltage
 P Power Ground
 IP Input
 OP Output
 VREF Sensor/Signal Supply V
 GREF Sensor/Signal Ground

HS CAN BUS High speed controller area network bus
 MS CAN BUS Medium speed controller area network bus

MOST BUS Media oriented systems transport bus
 D Serial and Encoded Data

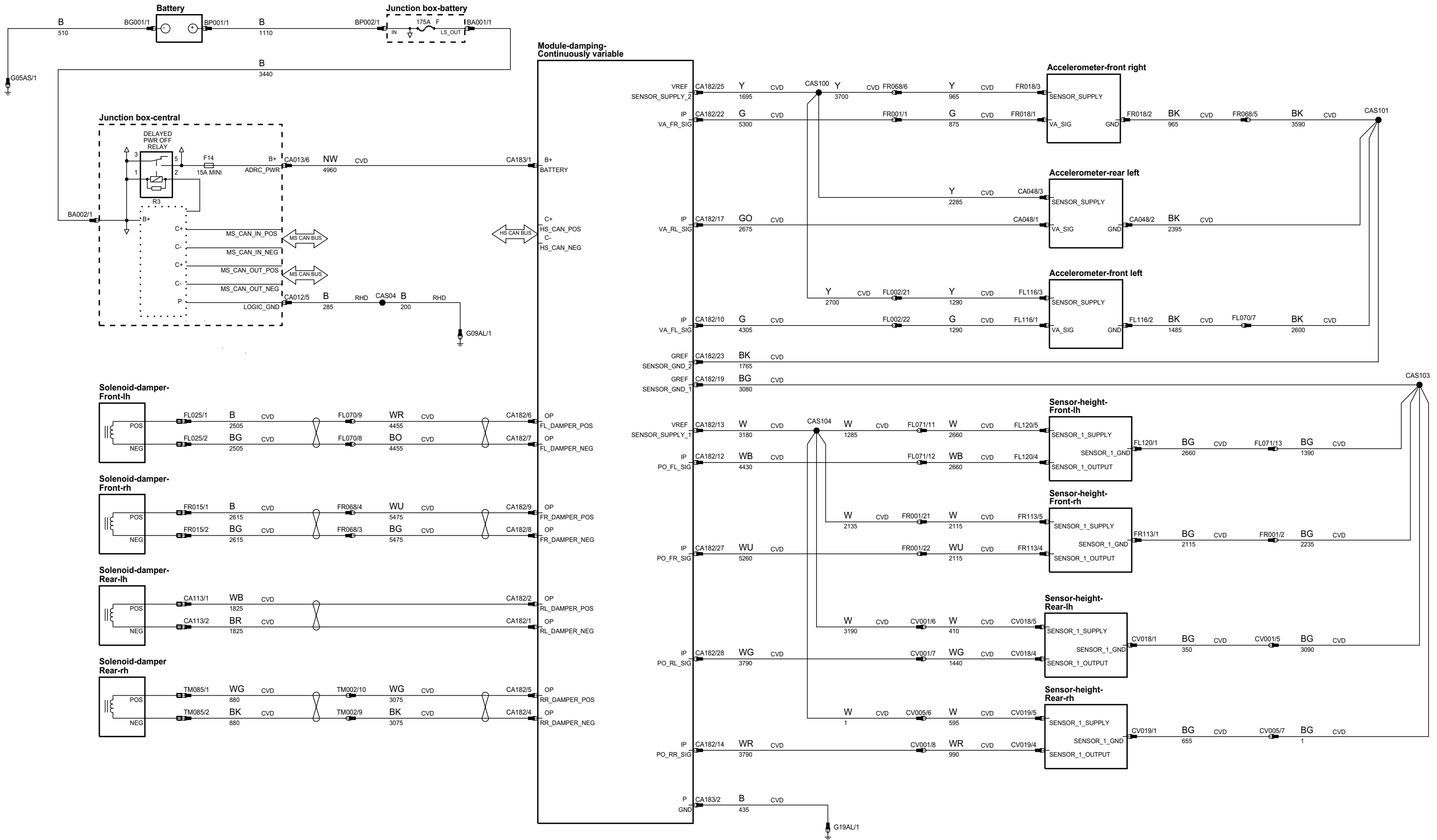
VARIANT: All
 VIN RANGE: All
 DATE OF ISSUE: 01/2009

phaw83-70167-b-a4



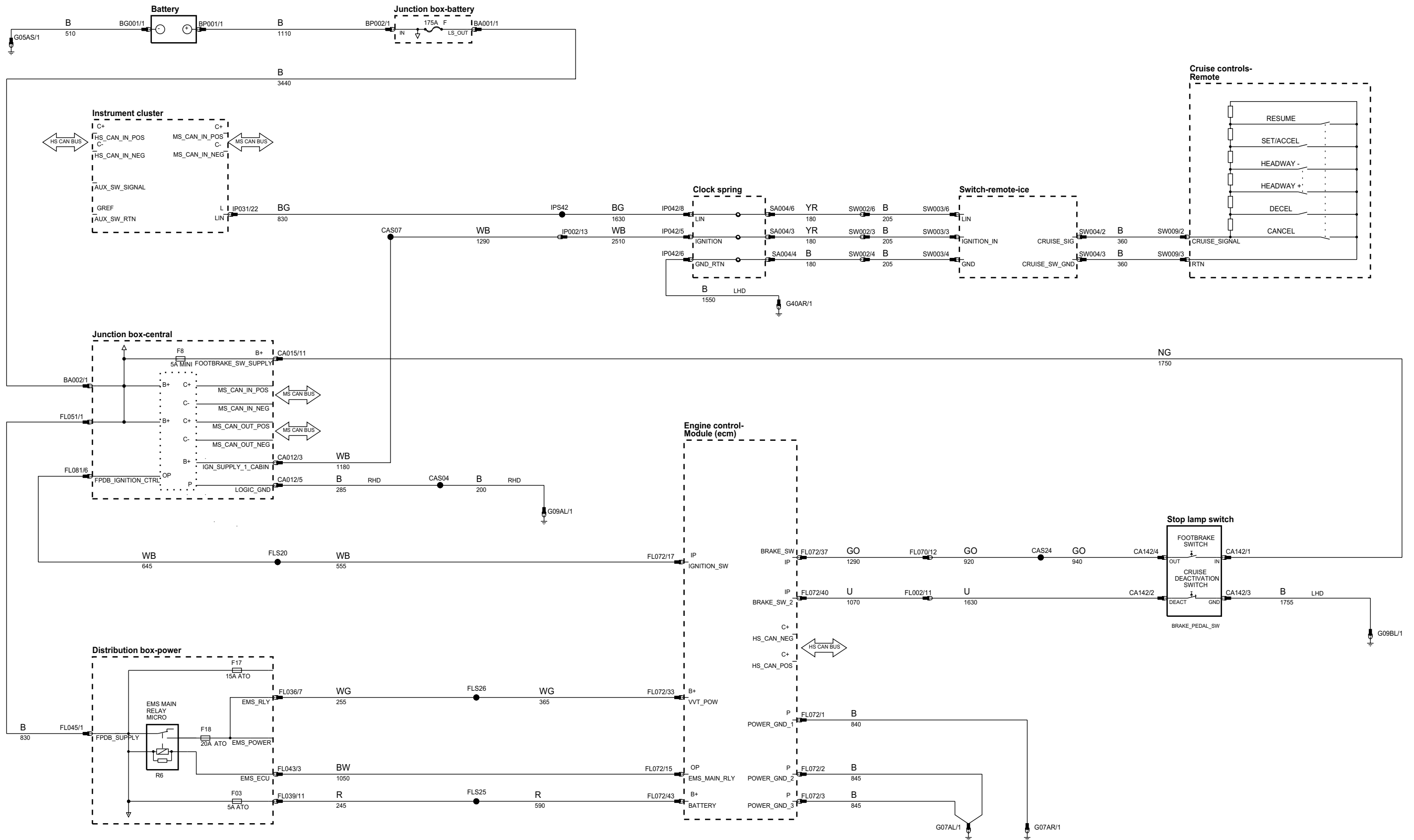
B - Battery Voltage	IP Input	VREF Sensor/Signal Supply V	HS CAN BUS High speed controller area network bus	MOST BUS Media oriented systems transport bus	VARIANT: All
P Power Ground	OP Output	GRES Sensor/Signal Ground	MS CAN BUS Medium speed controller area network bus	D Serial and Encoded Data	VIN RANGE: All
					DATE OF ISSUE: 12/2008

phaw83-70181-a2-a4



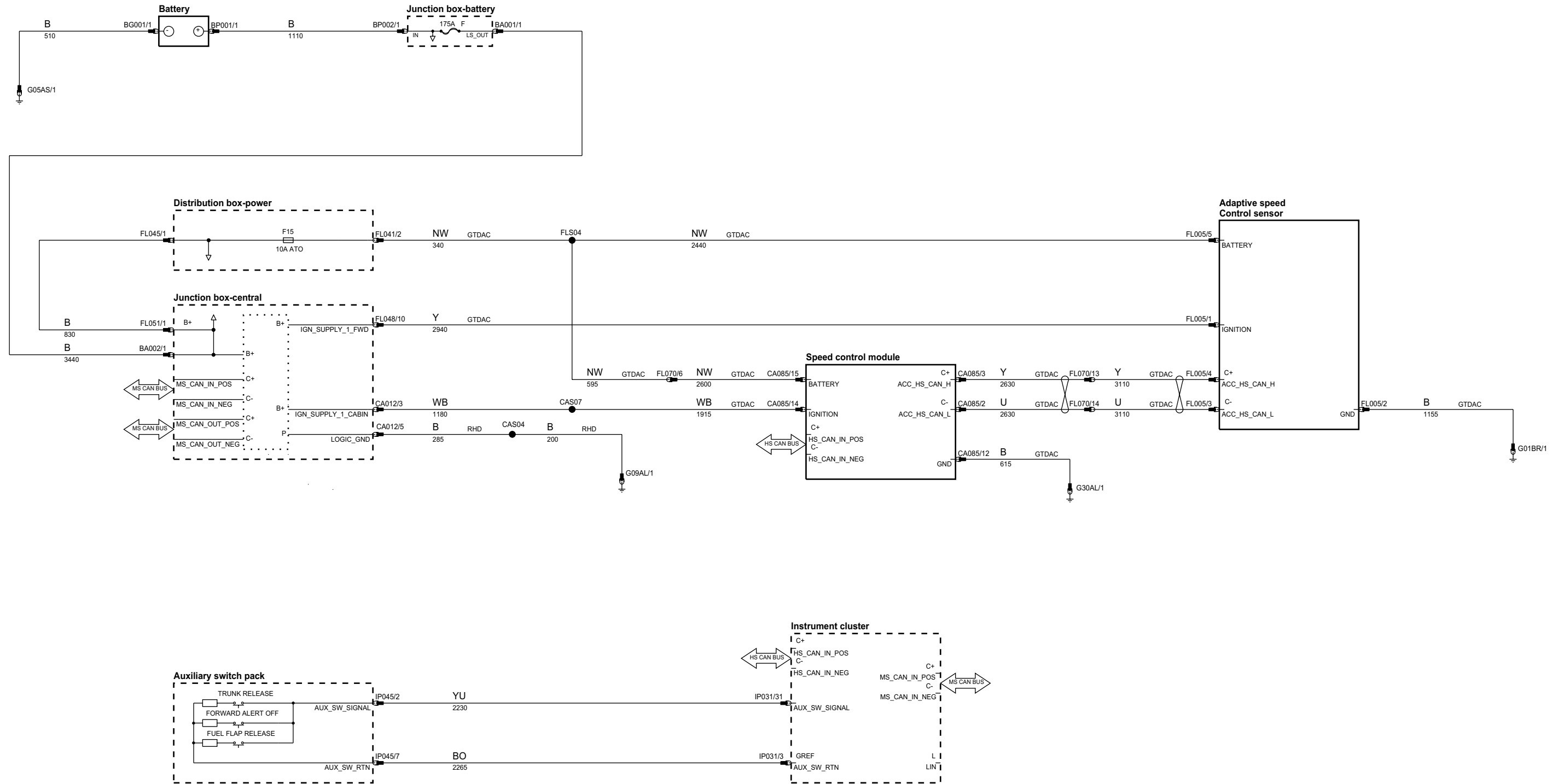
B - Battery Voltage	IP Input	VREF Sensor/Signal Supply V	HS CAN BUS High speed controller area network bus	MOST BUS Media oriented systems transport bus	VARIANT: Yes
P Power Ground	OP Output	GREF Sensor/Signal Ground	MS CAN BUS Medium speed controller area network bus	D Serial and Encoded Data	VIN RANGE: All
					DATE OF ISSUE: 12/2008

phaw83-70190-a2-a4



B - Battery Voltage	IP Input	VREF Sensor/Signal Supply V	HS CAN BUS High speed controller area network bus	MOST BUS Media oriented systems transport bus	VARIANT: Yes
P Power Ground	OP Output	GRESF Sensor/Signal Ground	MS CAN BUS Medium speed controller area network bus	D Serial and Encoded Data	VIN RANGE: All
					DATE OF ISSUE: 12/2008

phaw83-70486-a-a4



B- Battery Voltage
P Power Ground

IP Input
OP Output

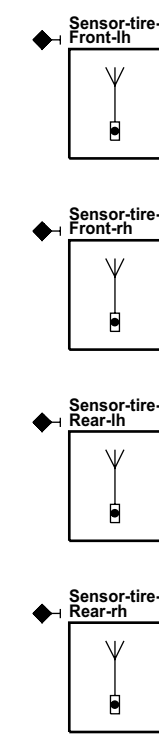
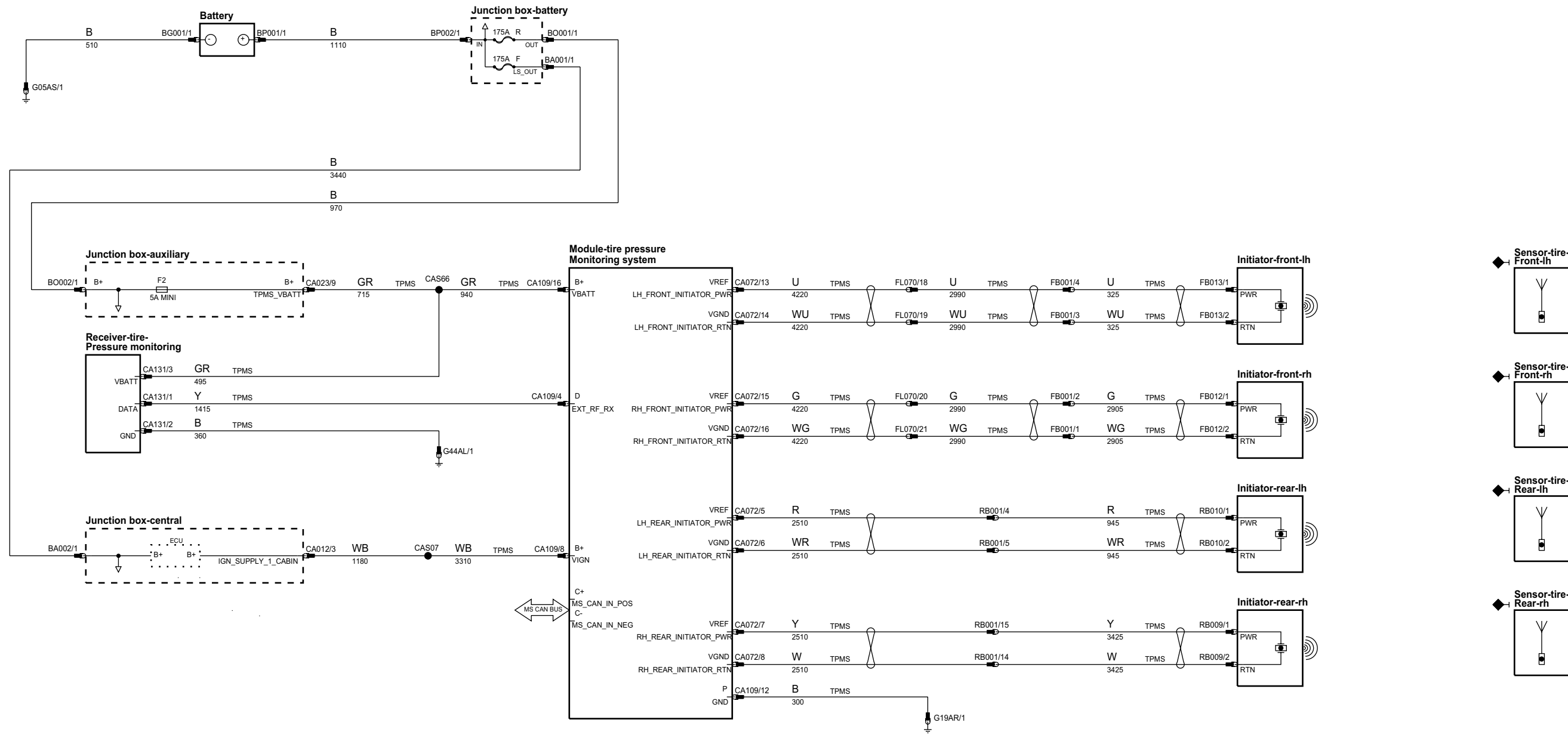
VREF Sensor/Signal Supply V
GREF Sensor/Signal Ground

HS CAN BUS High speed controller area network bus
MS CAN BUS Medium speed controller area network bus

MOST BUS Media oriented systems transport bus
D Serial and Encoded Data

VARIANT: Yes
VIN RANGE: All
DATE OF ISSUE: 12/2008

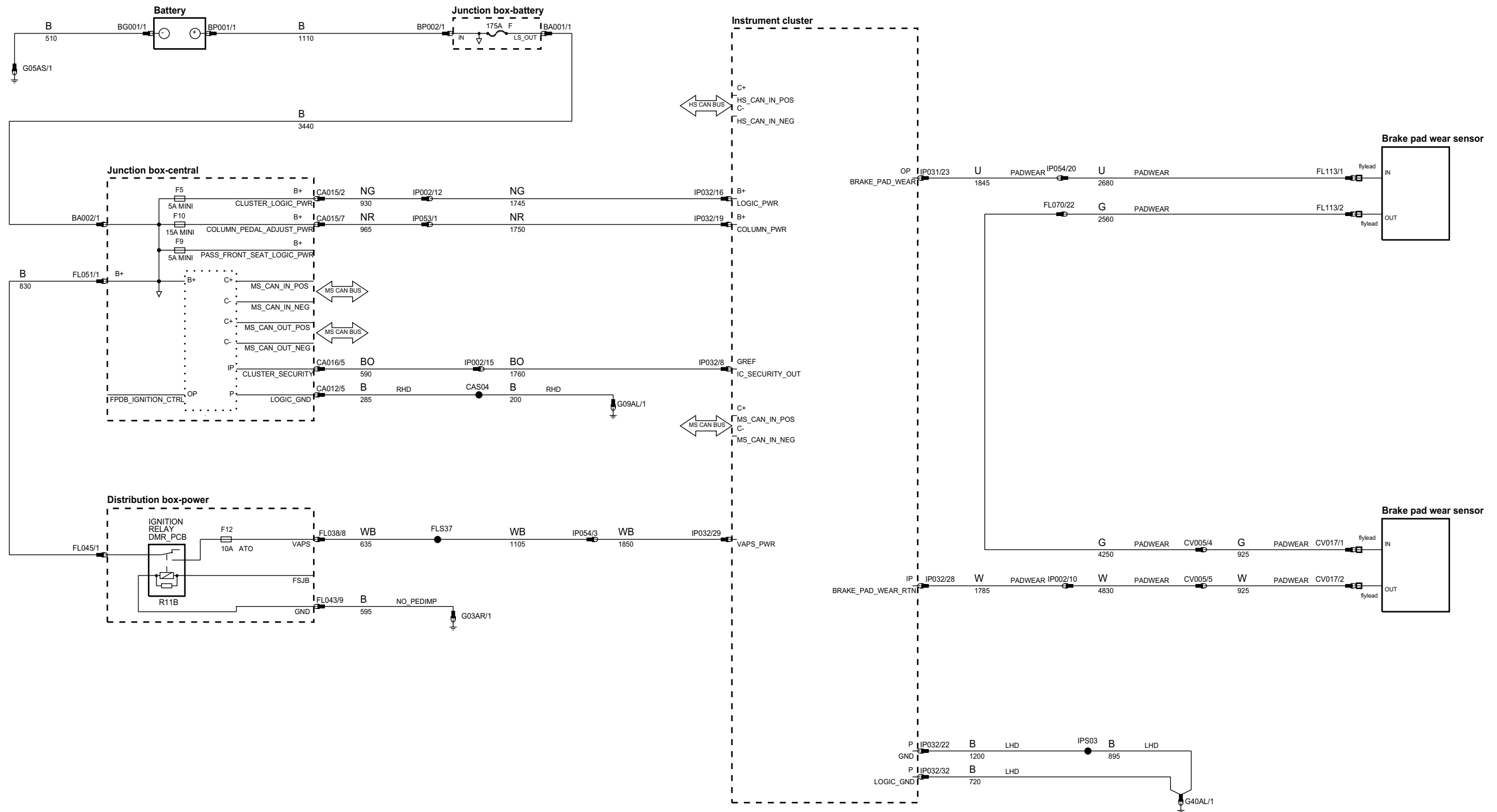
phaw83-70267-a-4



B- Battery Voltage	IP Input	VREF Sensor/Signal Supply V	HS CAN BUS High speed controller area network bus	MOST BUS Media oriented systems transport bus	VARIANT: Yes
P Power Ground	OP Output	GRF Sensor/Signal Ground	MS CAN BUS Medium speed controller area network bus	D Serial and Encoded Data	VIN RANGE: All
					DATE OF ISSUE: 12/2008

x

phaw83-70261-a1-a4



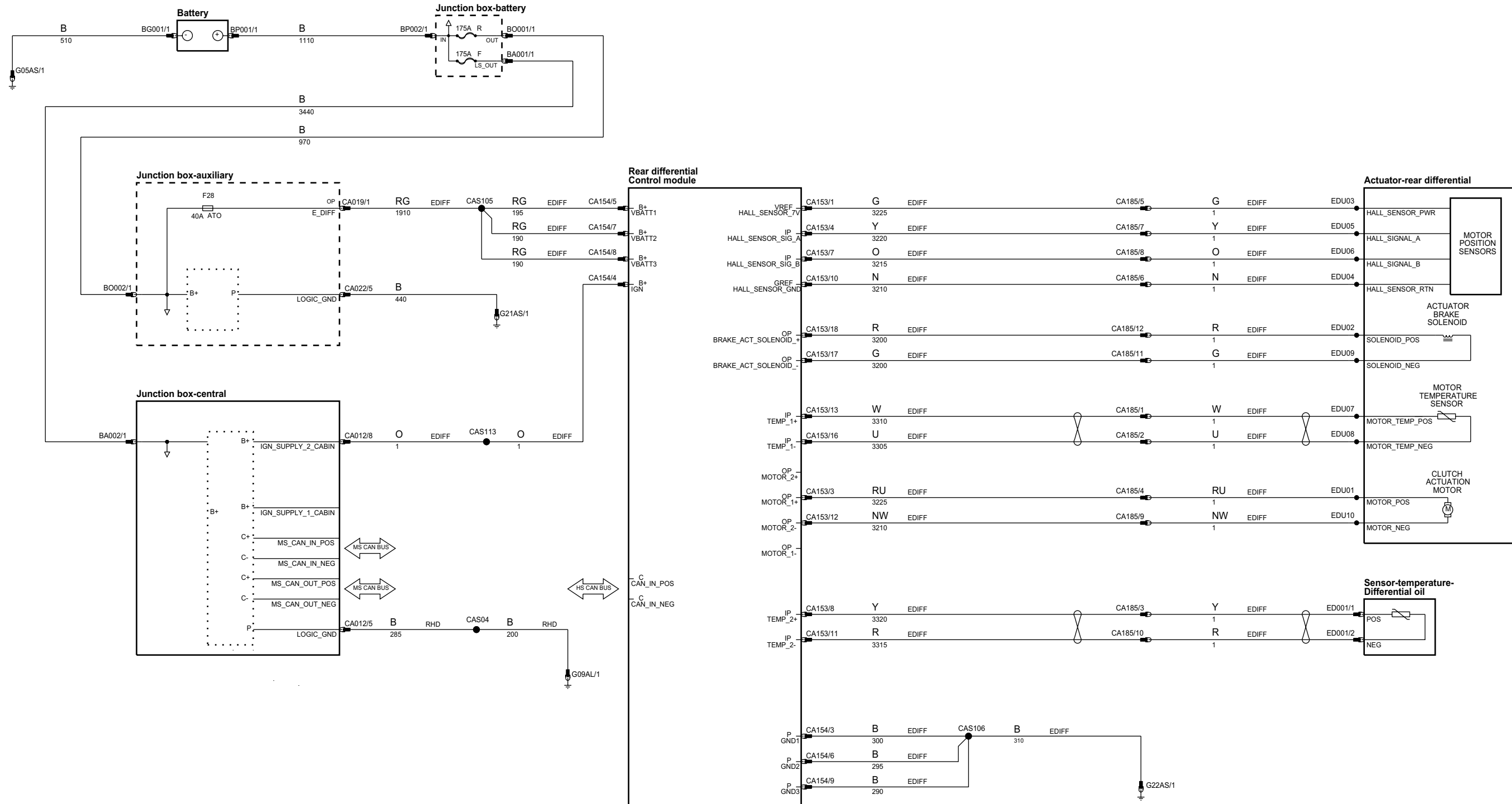
B+ Battery Voltage
 P Power Ground
 IP Input
 OP Output
 VREF Sensor/Signal Supply V
 GREF Sensor/Signal Ground

HS CAN BUS High speed controller area network bus
 MS CAN BUS Medium speed controller area network bus

MOST BUS Media oriented systems transport bus
 D Serial and Encoded Data

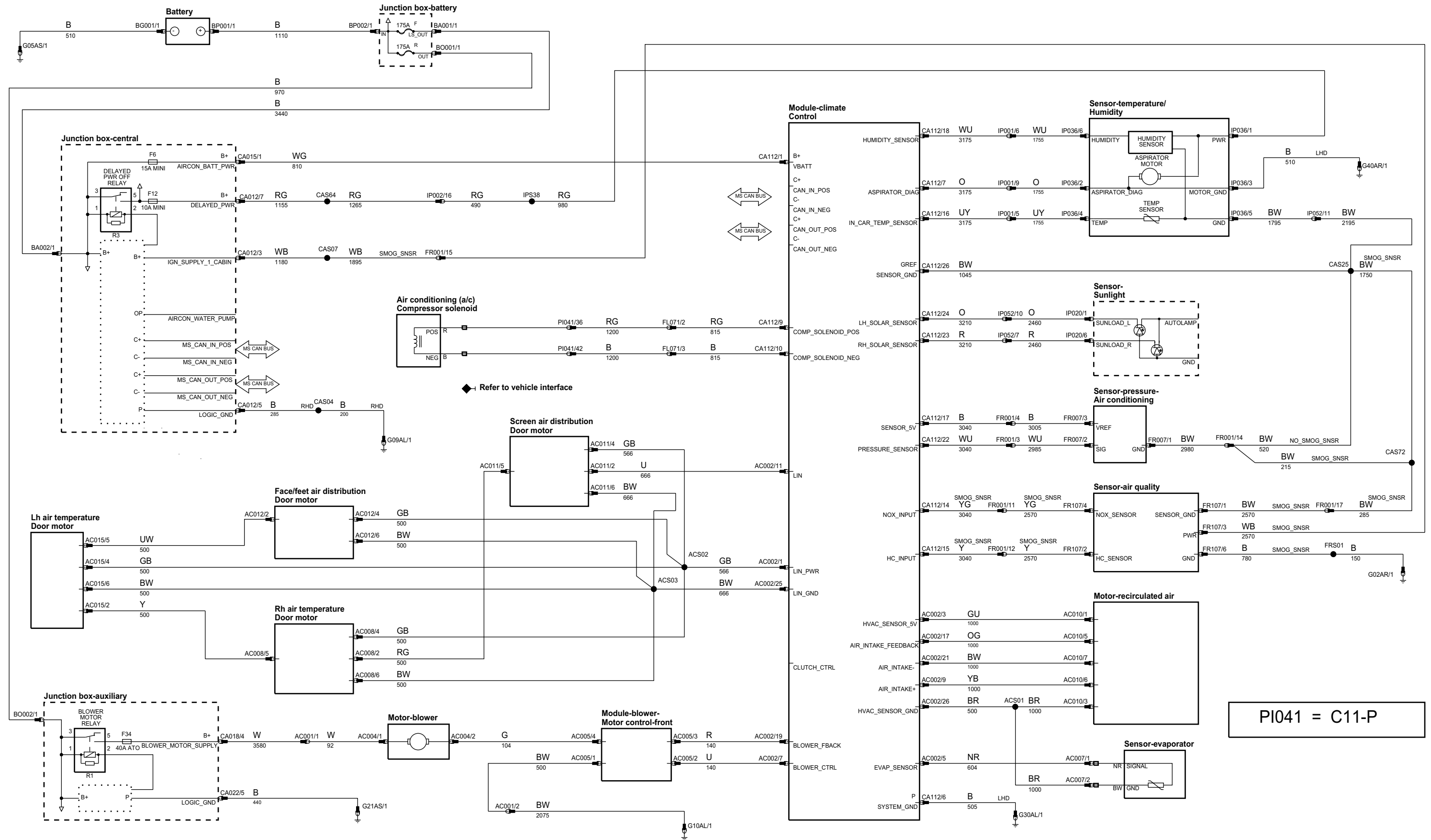
VARIANT: Yes
 VIN RANGE: All
 DATE OF ISSUE: 12/2008

phaw83-70046-a1-a4



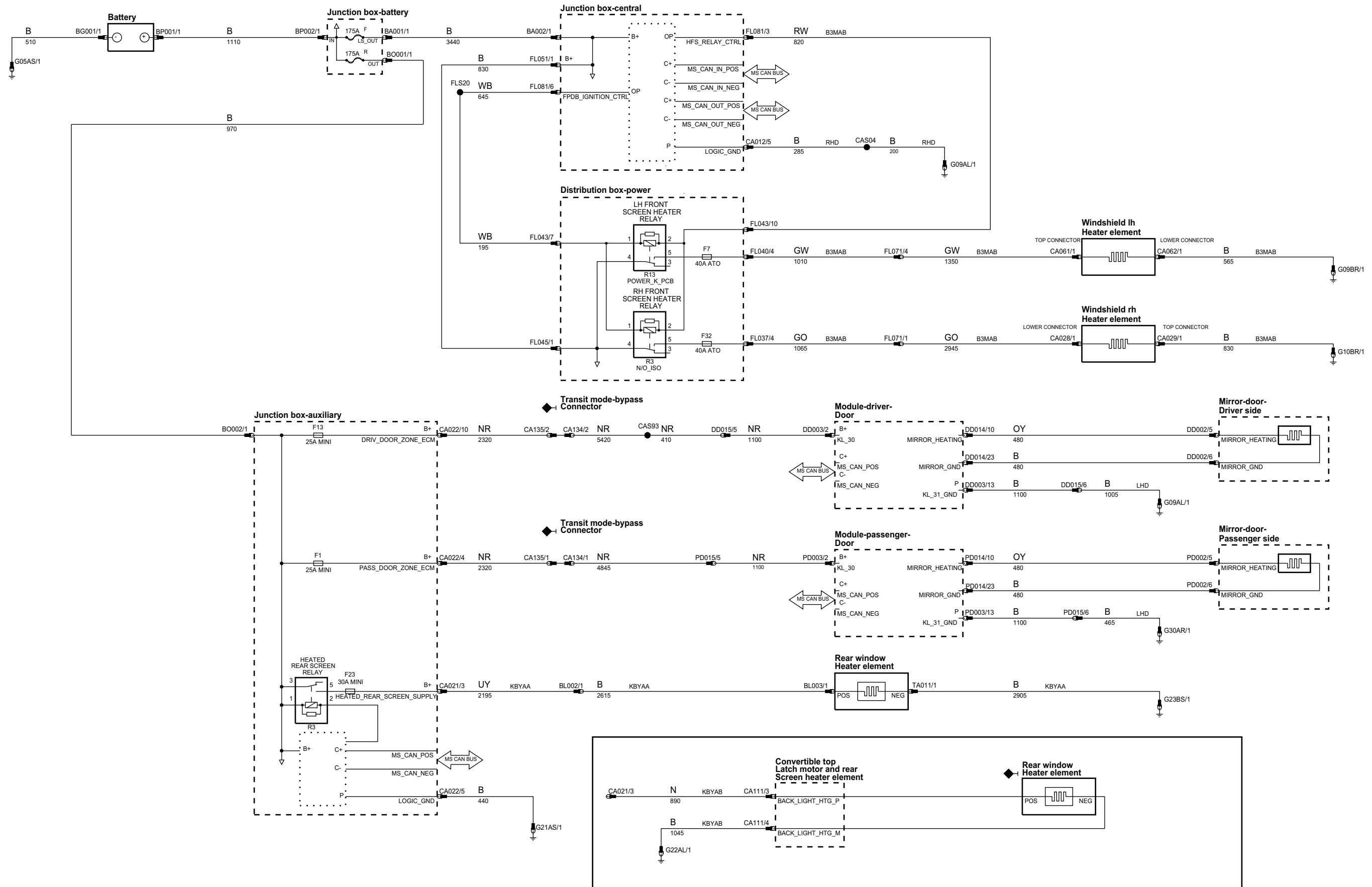
B - Battery Voltage	IP Input	VREF Sensor/Signal Supply V	HS CAN BUS High speed controller area network bus	MOST BUS Media oriented systems transport bus	VARIANT: Yes
P Power Ground	OP Output	GRES Sensor/Signal Ground	MS CAN BUS Medium speed controller area network bus	D Serial and Encoded Data	VIN RANGE: All
					DATE OF ISSUE: 12/2008

phaw83-70300-b2-a4



B- Battery Voltage	IP Input	VREF Sensor/Signal Supply V	HS CAN BUS High speed controller area network bus	MOST BUS Media oriented systems transport bus	VARIANT: All
P Power Ground	OP Output	GRES Sensor/Signal Ground	MS CAN BUS Medium speed controller area network bus	D Serial and Encoded Data	VIN RANGE: All
					DATE OF ISSUE: 12/2008

phaw83-70148-a2-a4



B- Battery Voltage
IP Input
P Power Ground

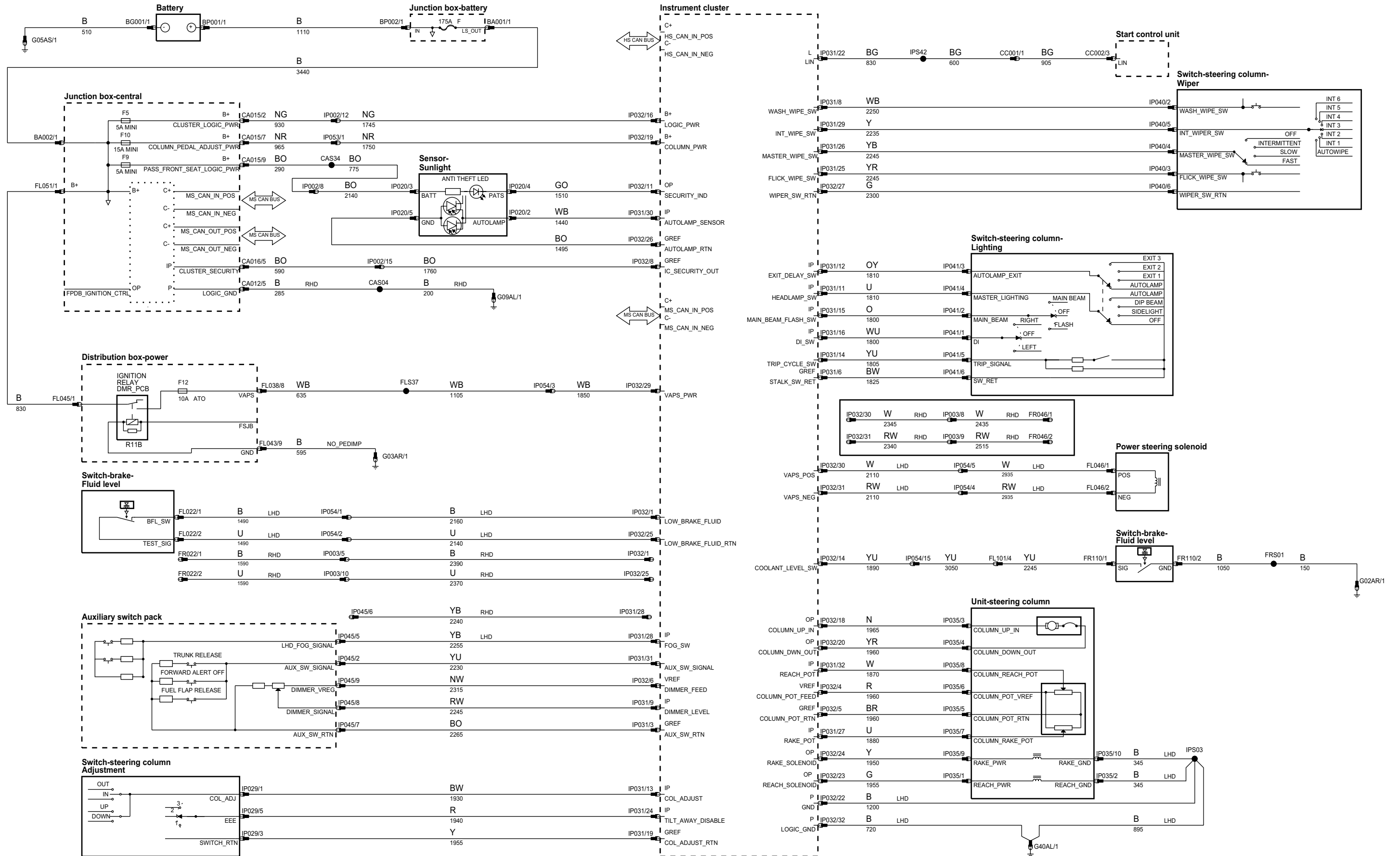
VREF Sensor/Signal Supply V
OP Output
GREF Sensor/Signal Ground

HS CAN BUS High speed controller area network bus
MS CAN BUS Medium speed controller area network bus

MOST BUS Media oriented systems transport bus
D Serial and Encoded Data

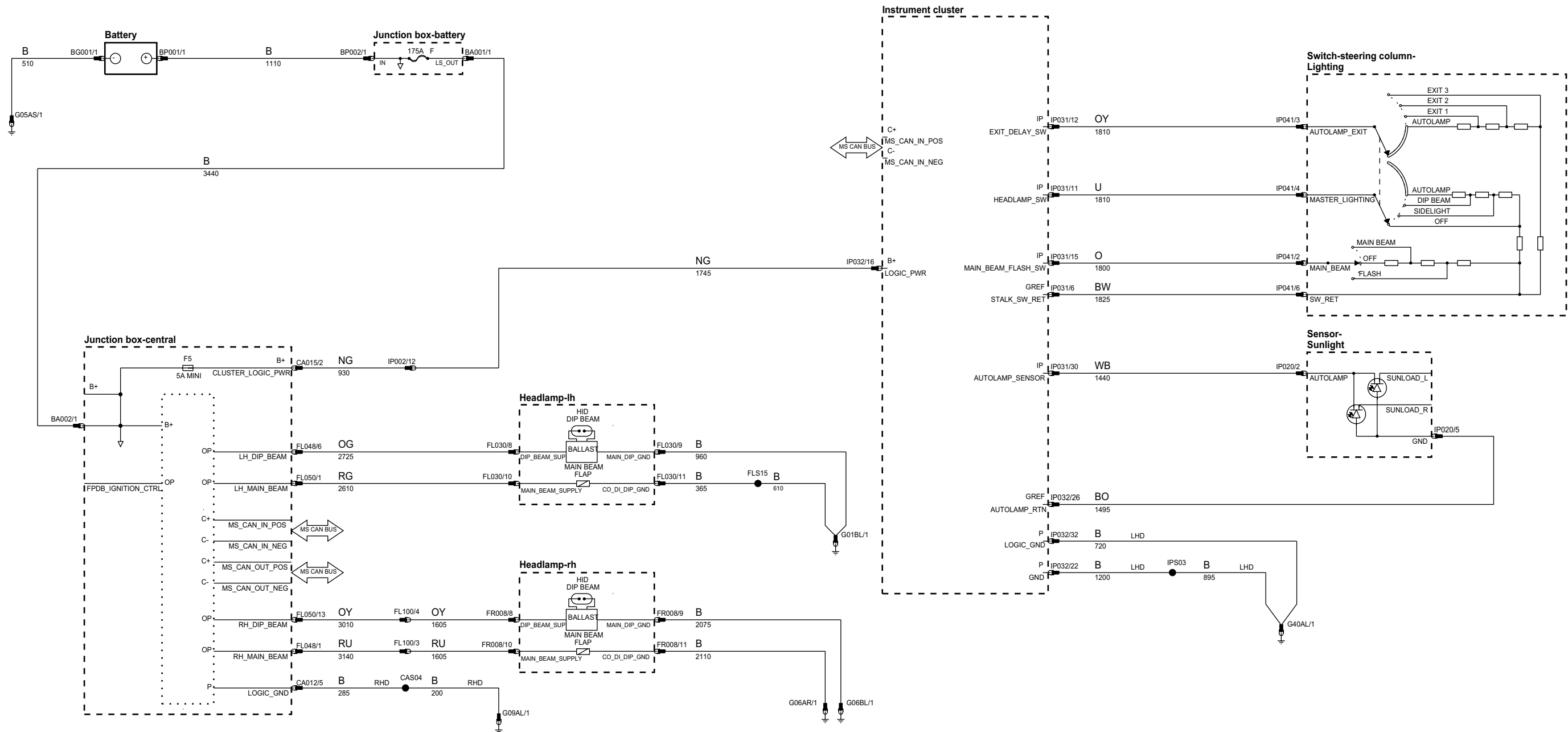
VARIANT: All
VIN RANGE: All
DATE OF ISSUE: 01/2009

phaw83-70210-a-4



B- Battery Voltage	IP Input	VREF Sensor/Signal Supply V	HS CAN BUS High speed controller area network bus	MOST BUS Media oriented systems transport bus	VARIANT: All
P Power Ground	OP Output	GRES Sensor/Signal Ground	MS CAN BUS Medium speed controller area network bus	D Serial and Encoded Data	VIN RANGE: All
					DATE OF ISSUE: 01/2009

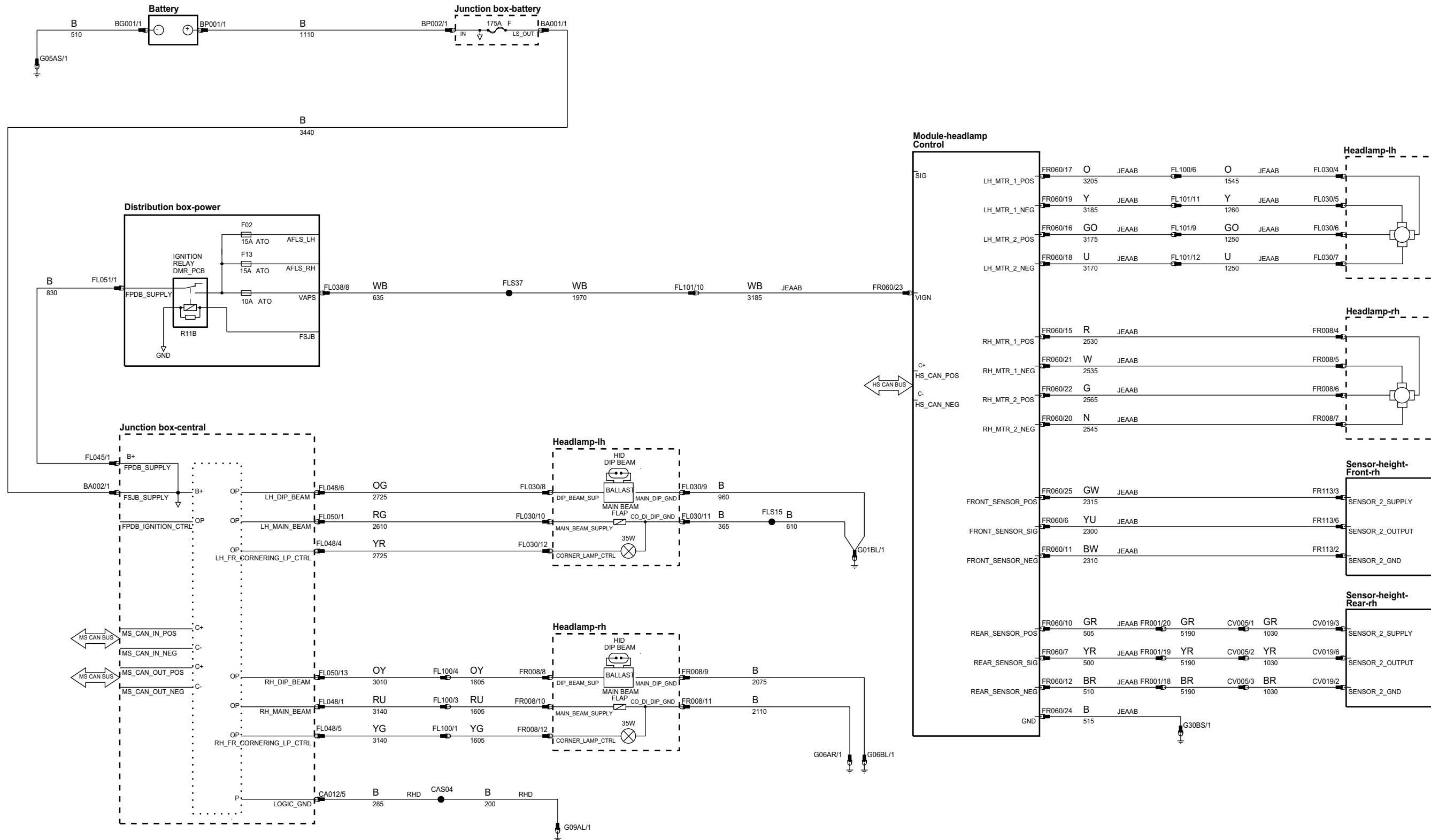
phaw83-70061-b-a4



B- Battery Voltage	IP Input	VREF Sensor/Signal Supply V	HS CAN BUS High speed controller area network bus	MOST BUS Media oriented systems transport bus
P Power Ground	OP Output	GRESF Sensor/Signal Ground	MS CAN BUS Medium speed controller area network bus	D Serial and Encoded Data

VARIANT: All
VIN RANGE: All
DATE OF ISSUE: 01/2009

phaw83-70066-a-a4



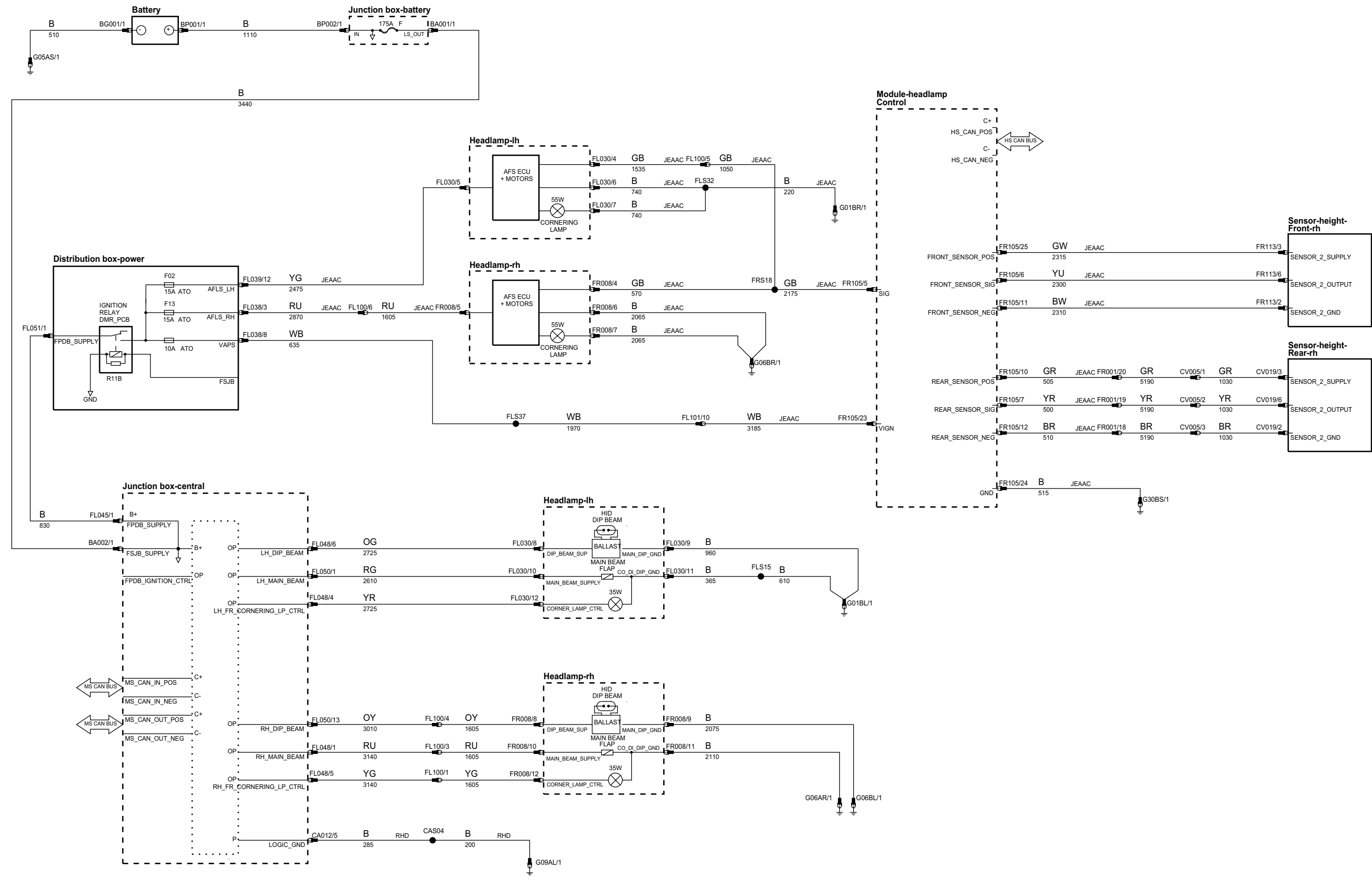
B- Battery Voltage
 P Power Ground
 IP Input
 OP Output
 VREF Sensor/Signal Supply V
 GREF Sensor/Signal Ground

HS CAN BUS High speed controller area network bus
 MS CAN BUS Medium speed controller area network bus

MOST BUS Media oriented systems transport bus
 D Serial and Encoded Data

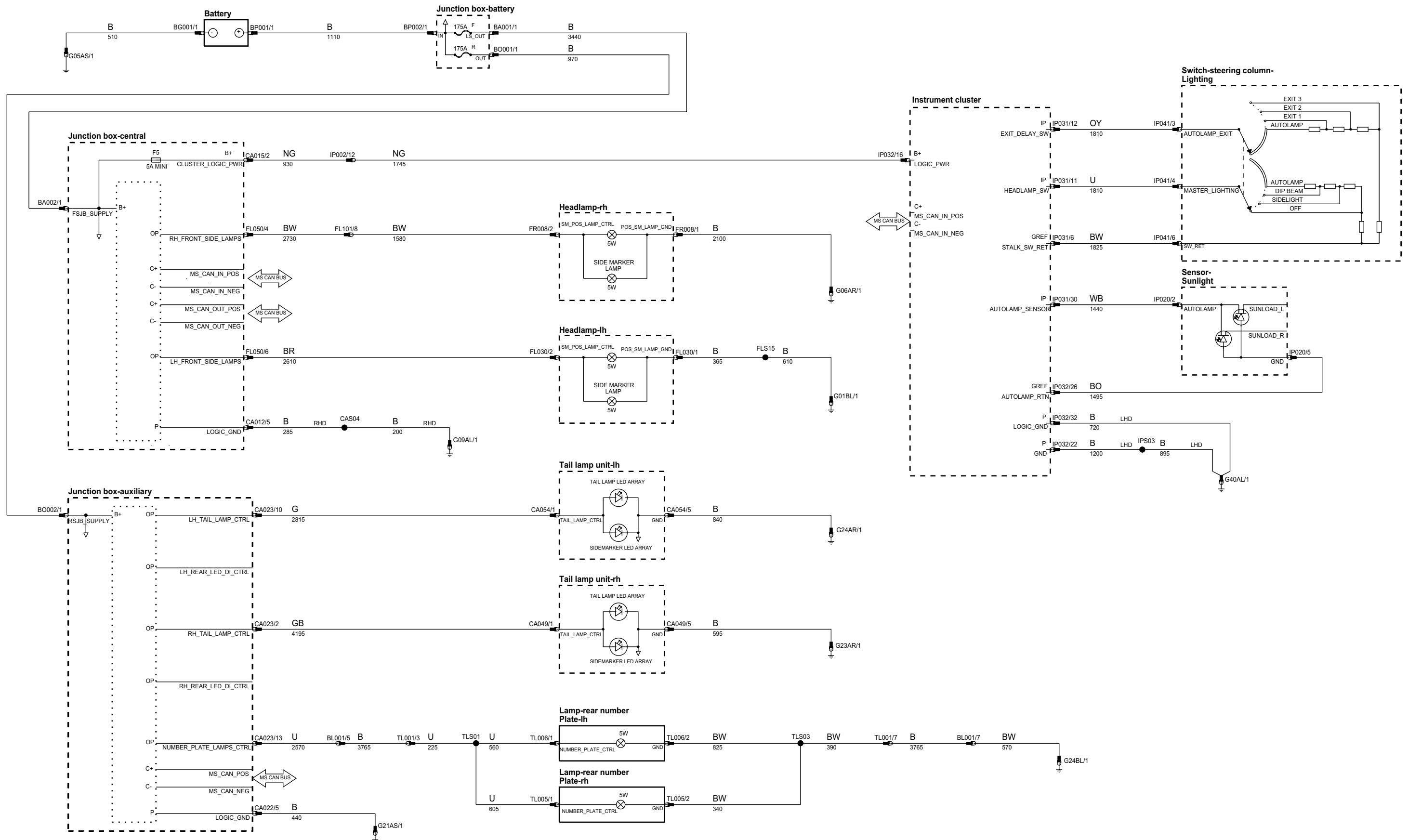
VARIANT: Yes
 VIN RANGE: All
 DATE OF ISSUE: 01/2009

phaw83-70066-b-a4



B - Battery Voltage	IP Input	VREF Sensor/Signal Supply V	HS CAN BUS High speed controller area network bus	MOST BUS Media oriented systems transport bus	VARIANT: Yes
P Power Ground	OP Output	GRES Sensor/Signal Ground	MS CAN BUS Medium speed controller area network bus	D Serial and Encoded Data	VIN RANGE: All
					DATE OF ISSUE: 12/2008

phaw83-70060-d-04



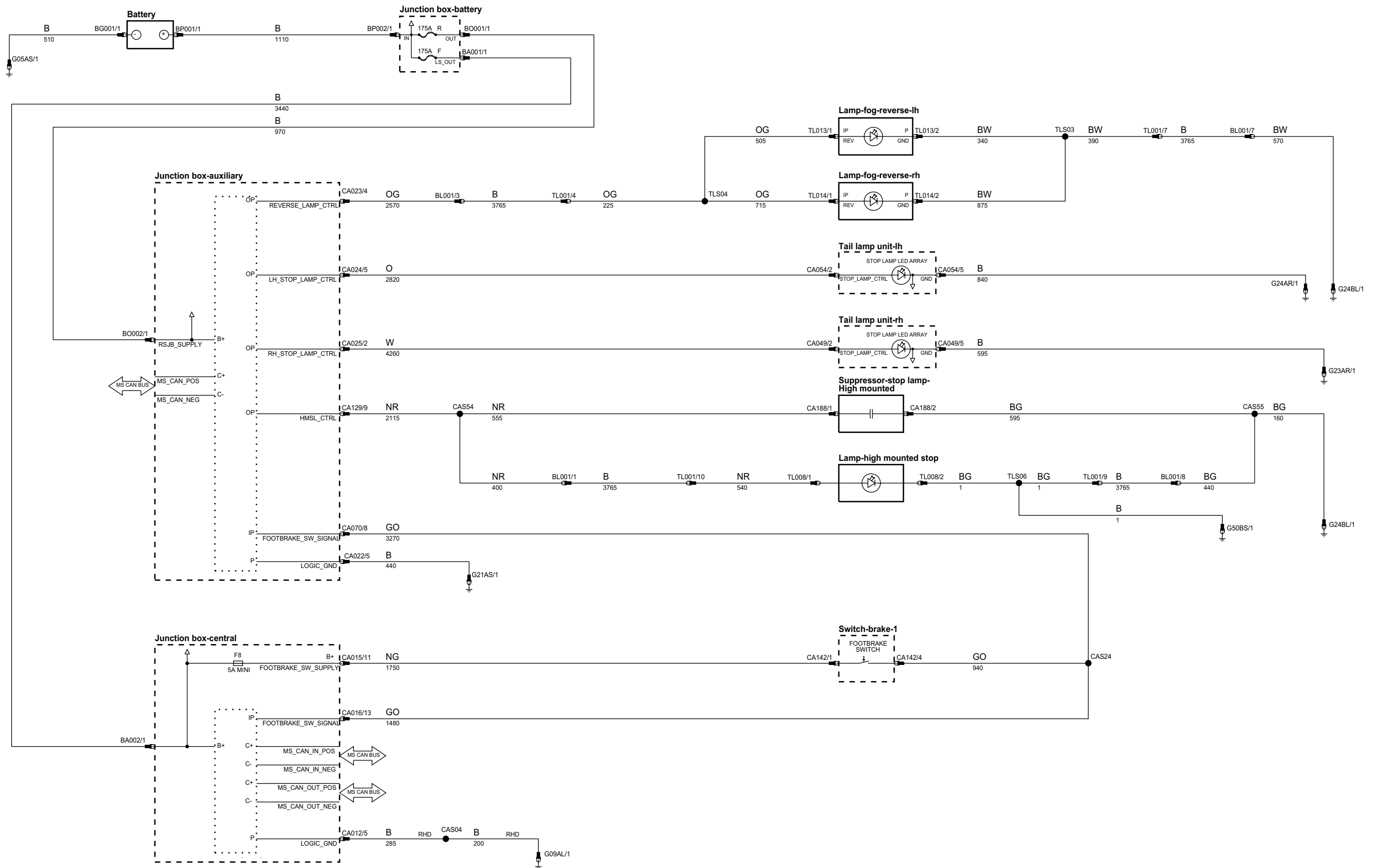
B- Battery Voltage
 P Power Ground
 IP Input
 OP Output
 VREF Sensor/Signal Supply V
 GREF Sensor/Signal Ground

HS CAN BUS High speed controller area network bus
 MS CAN BUS Medium speed controller area network bus

MOST BUS Media oriented systems transport bus
 D Serial and Encoded Data

VARIANT: All
 VIN RANGE: All
 DATE OF ISSUE: 12/2008

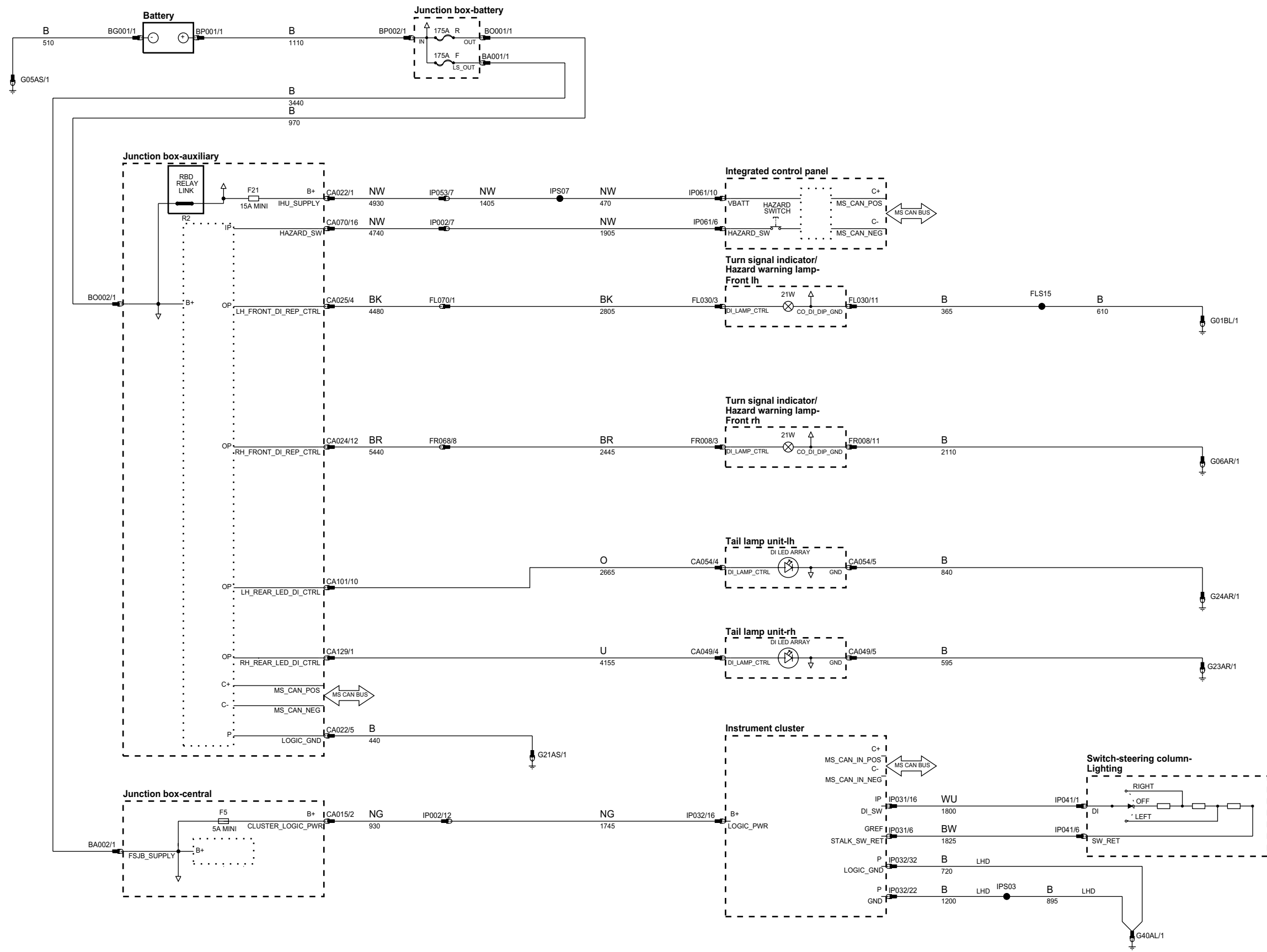
phaw83-70060-c-a4



B - Battery Voltage	IP Input	VREF Sensor/Signal Supply V	HS CAN BUS High speed controller area network bus	MOST BUS Media oriented systems transport bus
P Power Ground	OP Output	GRF Sensor/Signal Ground	MS CAN BUS Medium speed controller area network bus	D Serial and Encoded Data

VARIANT: All
 VIN RANGE: All
 DATE OF ISSUE: 12/2008

phaw83-70080-b-a4



B+ Battery Voltage
P Power Ground

IP Input
OP Output

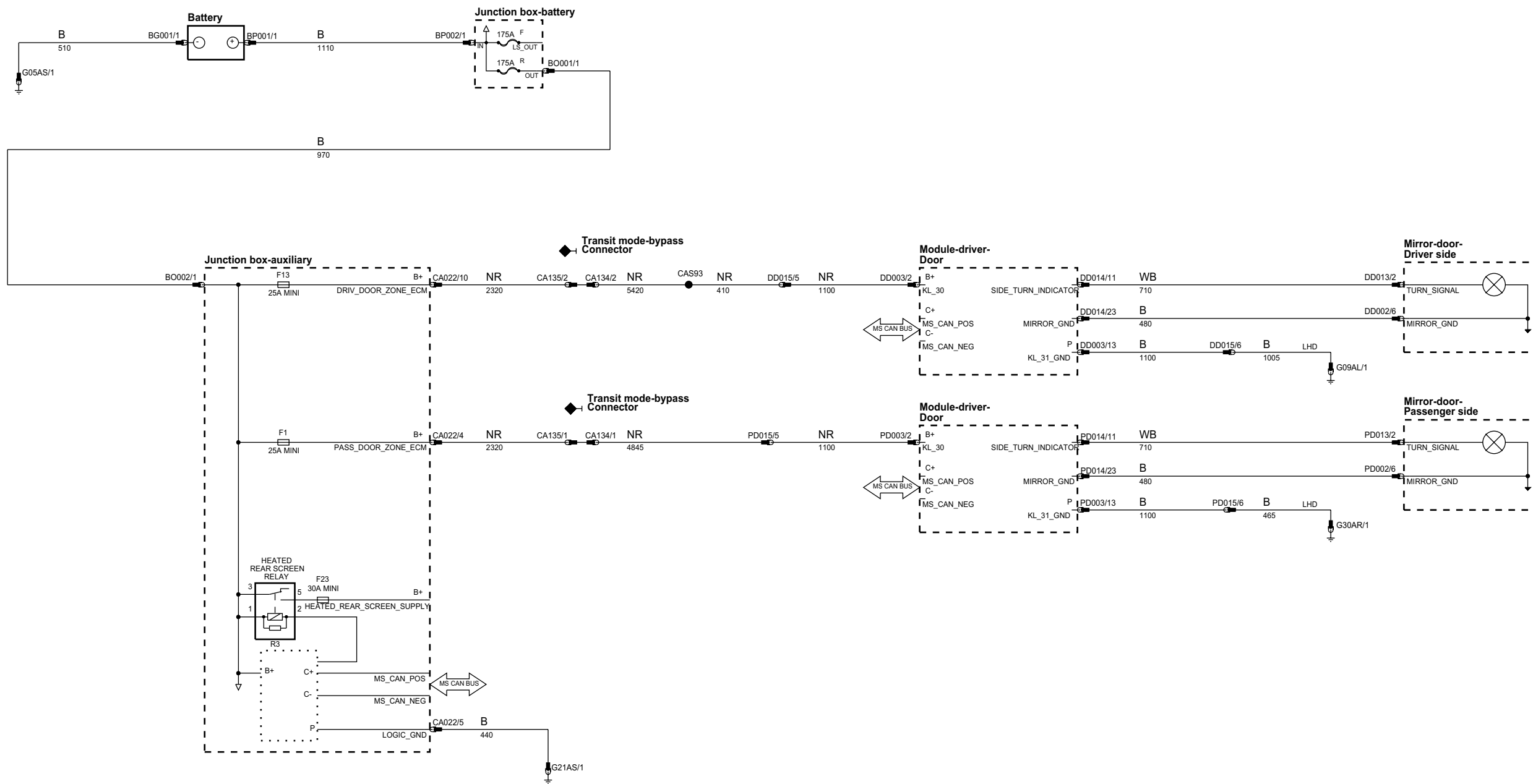
VREF Sensor/Signal Supply V
GREF Sensor/Signal Ground

HS CAN BUS High speed controller area network bus
MS CAN BUS Medium speed controller area network bus

MOST BUS Media oriented systems transport bus
D Serial and Encoded Data

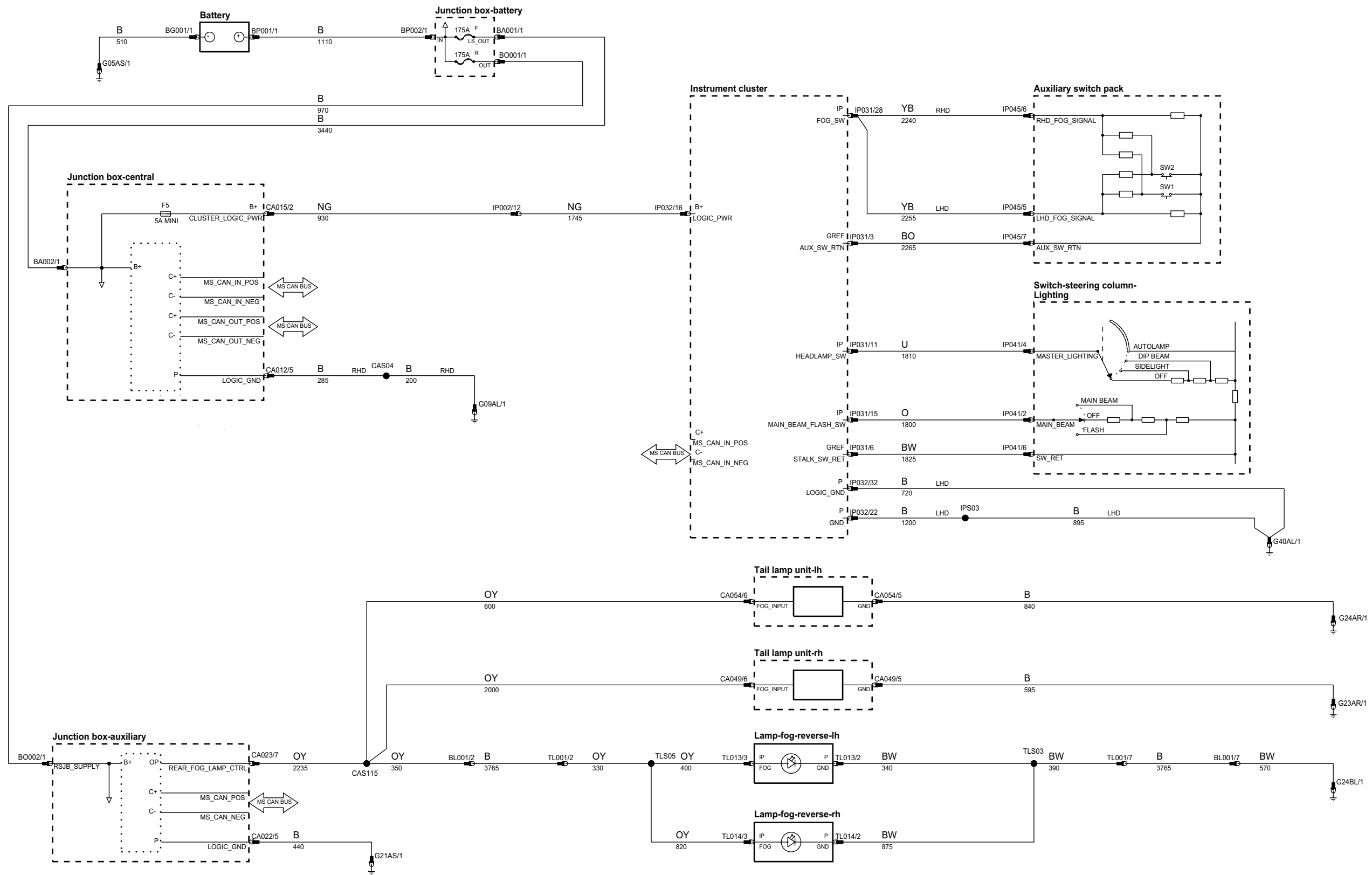
VARIANT: All
VIN RANGE: All
DATE OF ISSUE: 12/2008

phaw83-70080-c-a4



B- Battery Voltage	IP Input	VREF Sensor/Signal Supply V	HS CAN BUS High speed controller area network bus	MOST BUS Media oriented systems transport bus	VARIANT: All
P Power Ground	OP Output	GRES Sensor/Signal Ground	MS CAN BUS Medium speed controller area network bus	D Serial and Encoded Data	VIN RANGE: All
					DATE OF ISSUE: 12/2008

phaw83-70072-b-a4



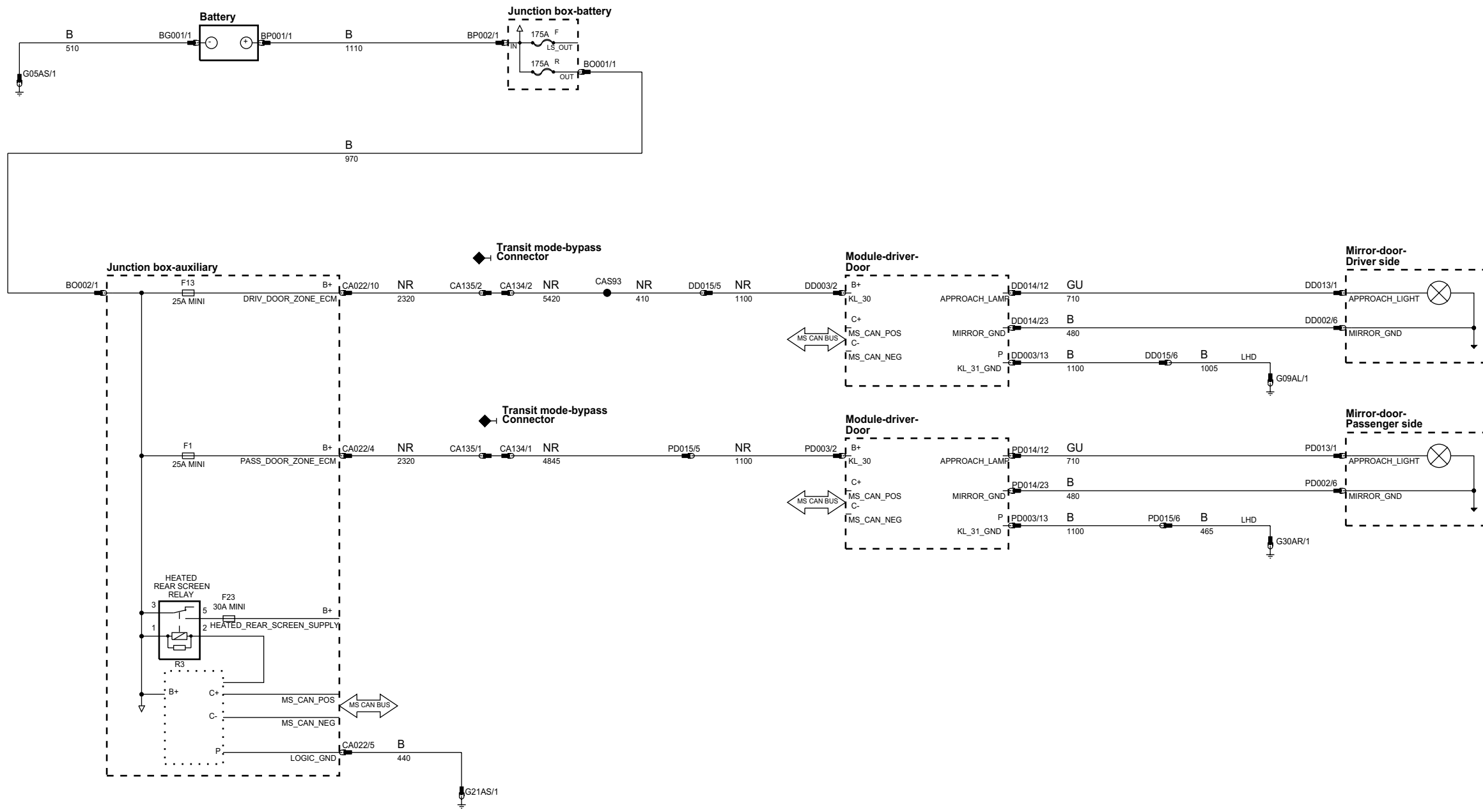
B+ Battery Voltage
P Power Ground
IP Input
OP Output
VREF Sensor/Signal Supply V
GREF Sensor/Signal Ground

HS CAN BUS High speed controller area network bus
MS CAN BUS Medium speed controller area network bus

MOST BUS Media oriented systems transport bus
D Serial and Encoded Data

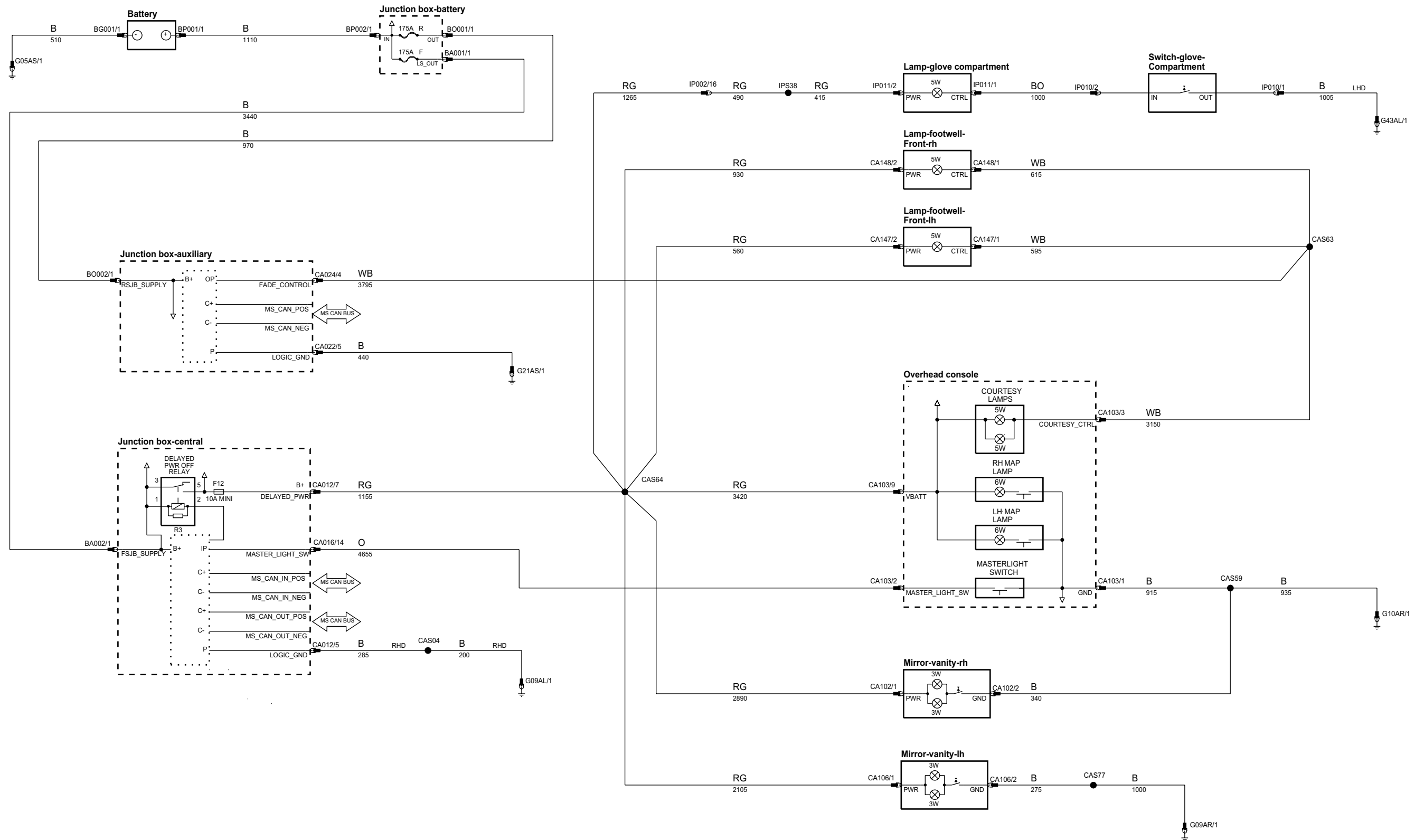
VARIANT: All
VIN RANGE: All
DATE OF ISSUE: 12/2008

phaw83-70080-d-44



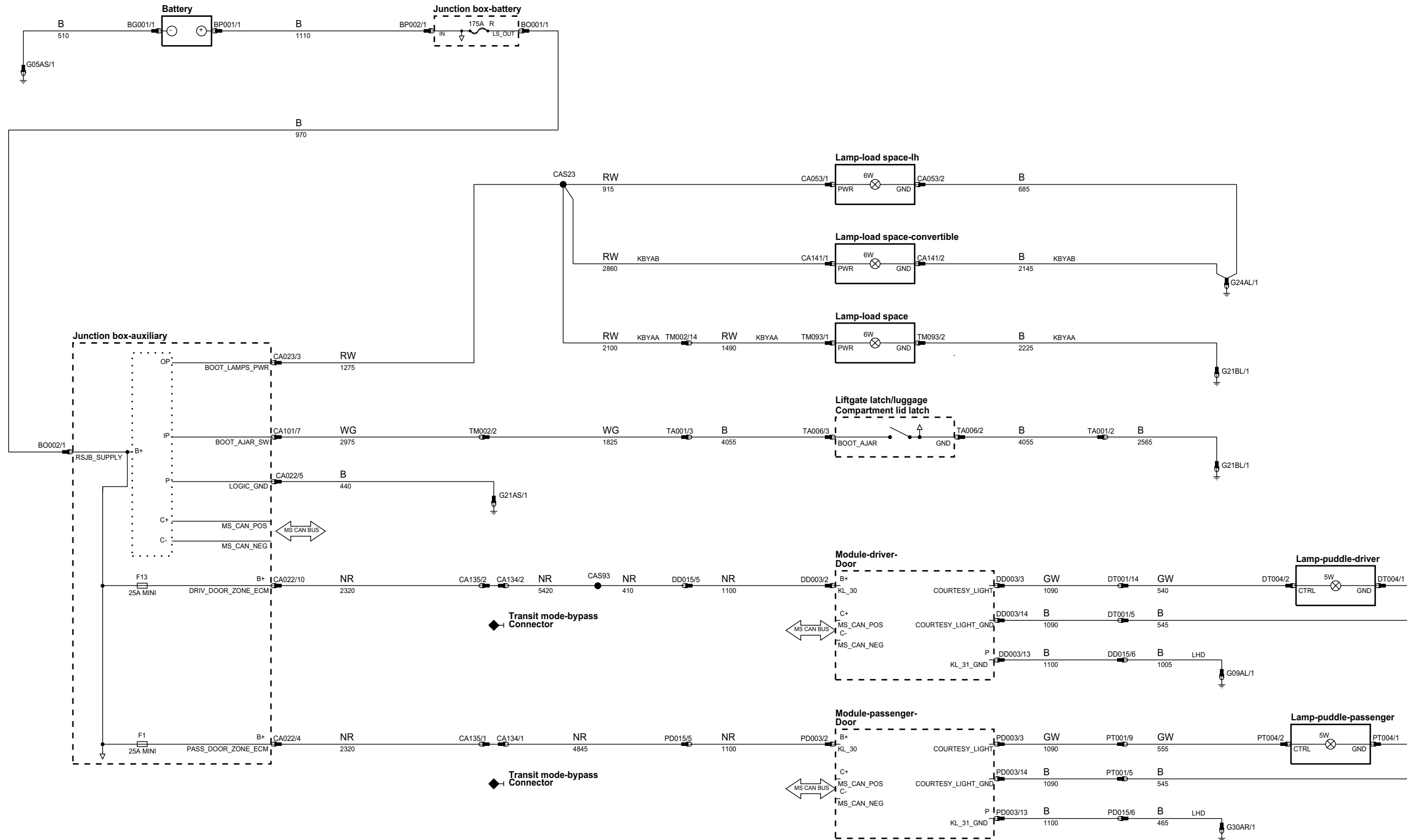
B- Battery Voltage	IP Input	VREF Sensor/Signal Supply V	HS CAN BUS High speed controller area network bus	MOST BUS Media oriented systems transport bus	VARIANT: All
P Power Ground	OP Output	GRES Sensor/Signal Ground	MS CAN BUS Medium speed controller area network bus	D Serial and Encoded Data	VIN RANGE: All
					DATE OF ISSUE: 12/2008

phaw83-70101-b-a4



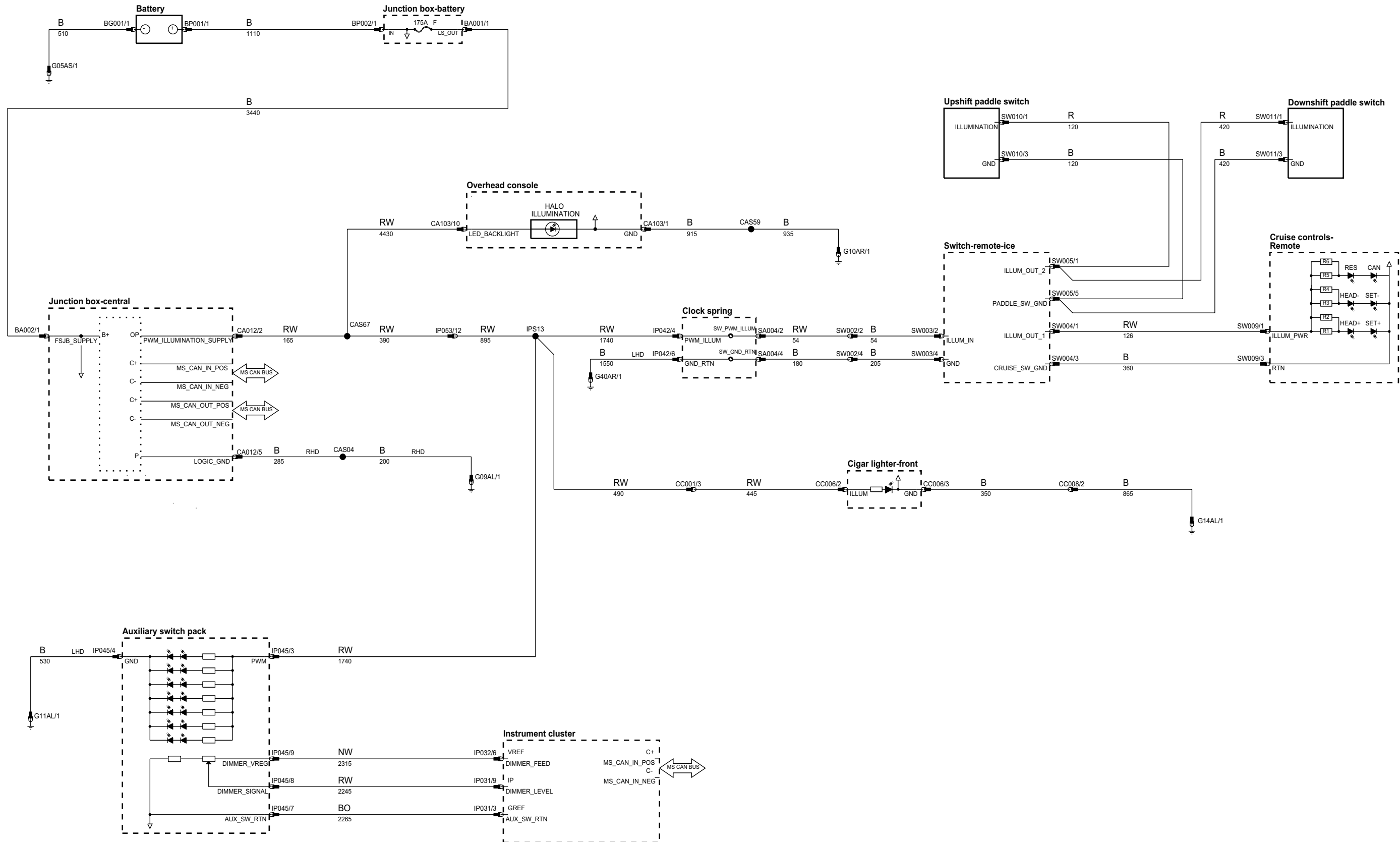
B- Battery Voltage	IP Input	VREF Sensor/Signal Supply V	HS CAN BUS High speed controller area network bus	MOST BUS Media oriented systems transport bus	VARIANT: All
P Power Ground	OP Output	GRES Sensor/Signal Ground	MS CAN BUS Medium speed controller area network bus	D Serial and Encoded Data	VIN RANGE: All
					DATE OF ISSUE: 01/2009

phaw83-70104-b-a4



B- Battery Voltage	IP Input	VREF Sensor/Signal Supply V	HS CAN BUS High speed controller area network bus	MOST BUS Media oriented systems transport bus	VARIANT: All
P Power Ground	OP Output	GRES Sensor/Signal Ground	MS CAN BUS Medium speed controller area network bus	D Serial and Encoded Data	VIN RANGE: All
					DATE OF ISSUE: 01/2009

phaw83-70120-a-a4



B- Battery Voltage
P Power Ground

IP Input
OP Output

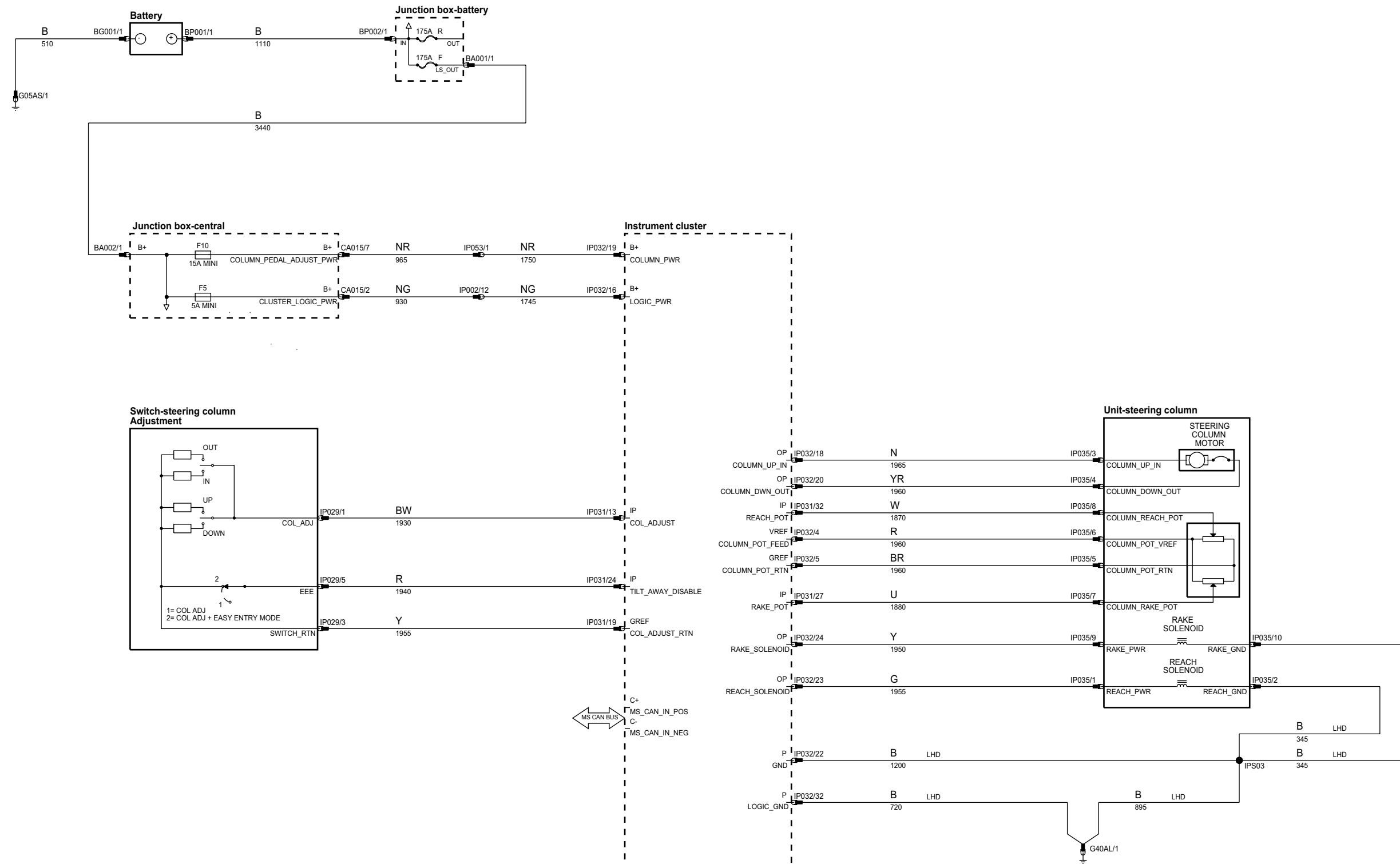
VREF Sensor/Signal Supply V
GREF Sensor/Signal Ground

HS CAN BUS High speed controller area network bus
MS CAN BUS Medium speed controller area network bus

MOST BUS Media oriented systems transport bus
D Serial and Encoded Data

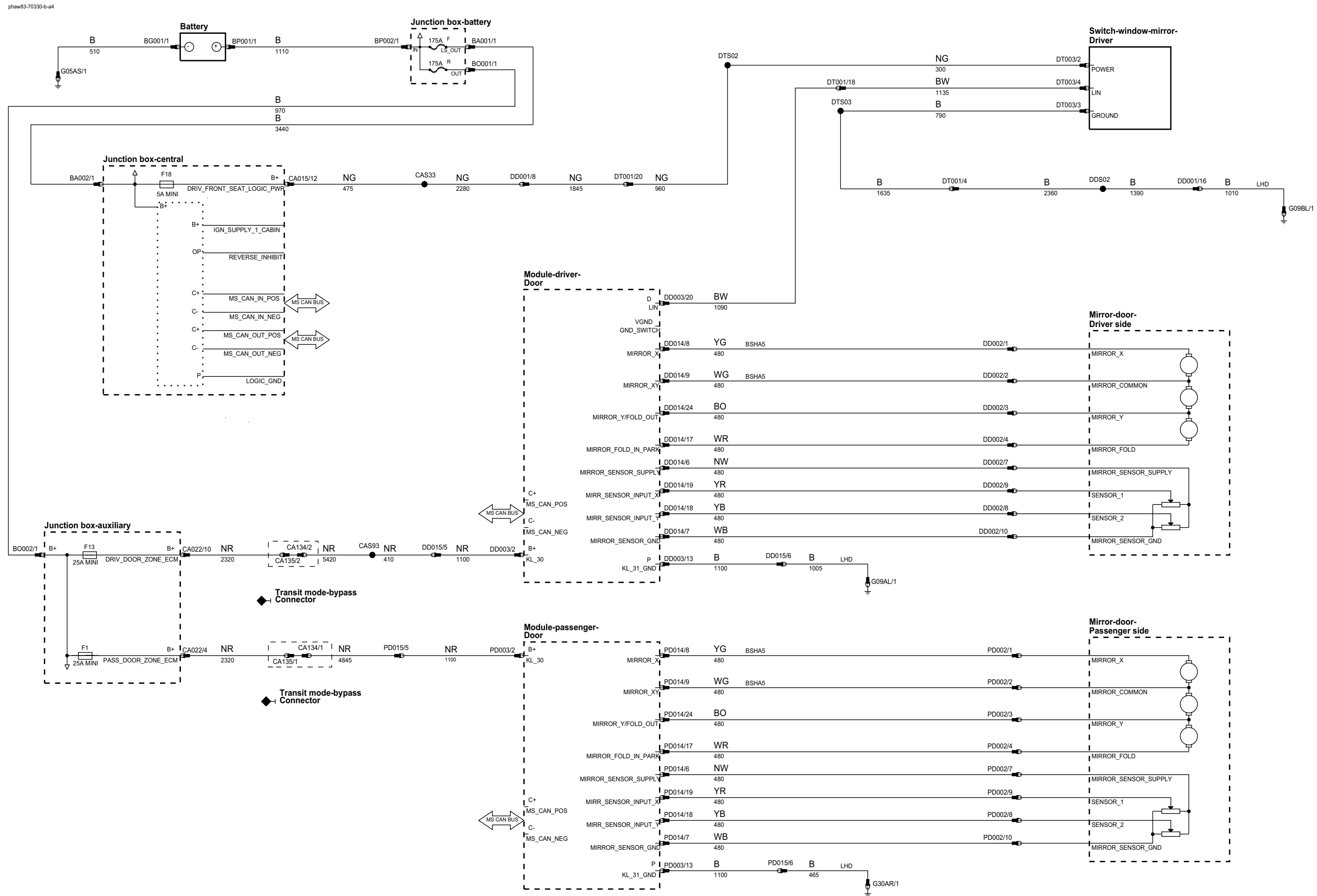
VARIANT: All
VIN RANGE: All
DATE OF ISSUE: 01/2009

phaw83-70360-b-a4



B - Battery Voltage	IP Input	VREF Sensor/Signal Supply V	HS CAN BUS High speed controller area network bus	MOST BUS Media oriented systems transport bus
P Power Ground	OP Output	GRES Sensor/Signal Ground	MS CAN BUS Medium speed controller area network bus	D Serial and Encoded Data

VARIANT: All
VIN RANGE: All
DATE OF ISSUE: 01/2009



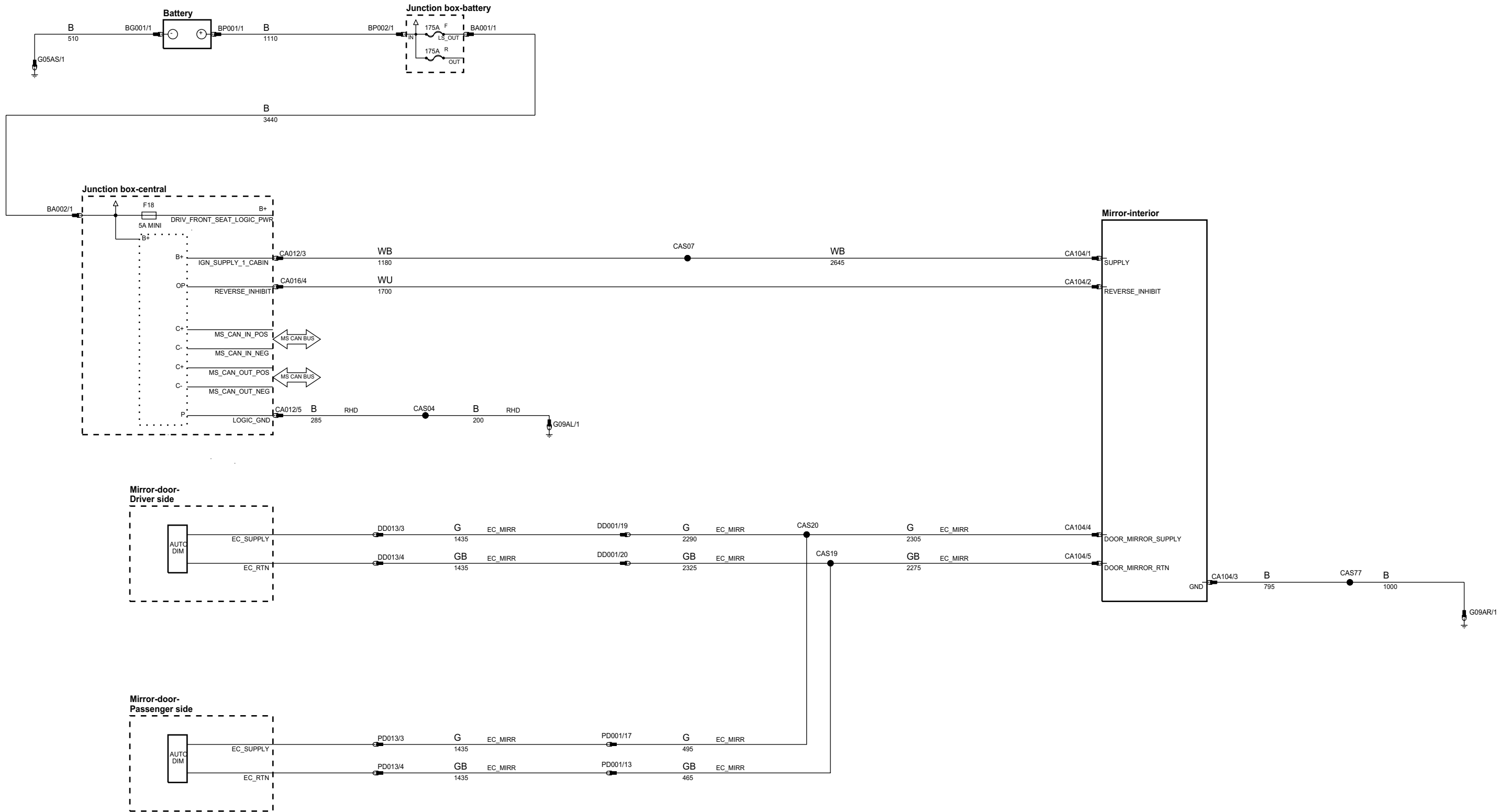
B- Battery Voltage
 IP Input
 P Power Ground
 VREF Sensor/Signal Supply V
 OP Output
 GREF Sensor/Signal Ground

HS CAN BUS High speed controller area network bus
 MS CAN BUS Medium speed controller area network bus

MOST BUS Media oriented systems transport bus
 D Serial and Encoded Data

VARIANT: All
 VIN RANGE: All
 DATE OF ISSUE: 01/2009

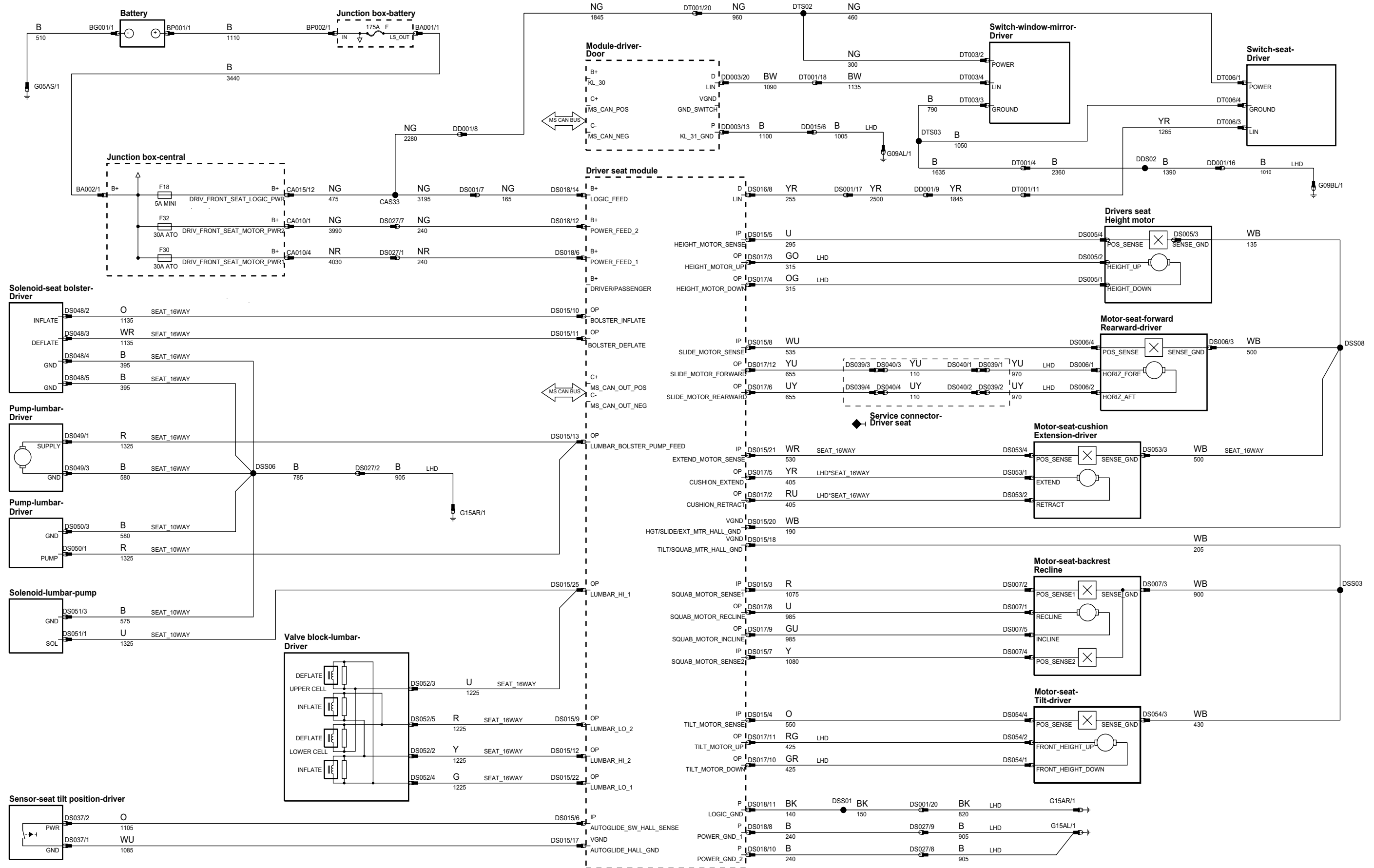
phaw83-70331-a-a4



B- Battery Voltage	IP Input	VREF Sensor/Signal Supply V	HS CAN BUS High speed controller area network bus	MOST BUS Media oriented systems transport bus	VARIANT: Yes
P Power Ground	OP Output	GRES Sensor/Signal Ground	MS CAN BUS Medium speed controller area network bus	D Serial and Encoded Data	VIN RANGE: All
					DATE OF ISSUE: 12/2008

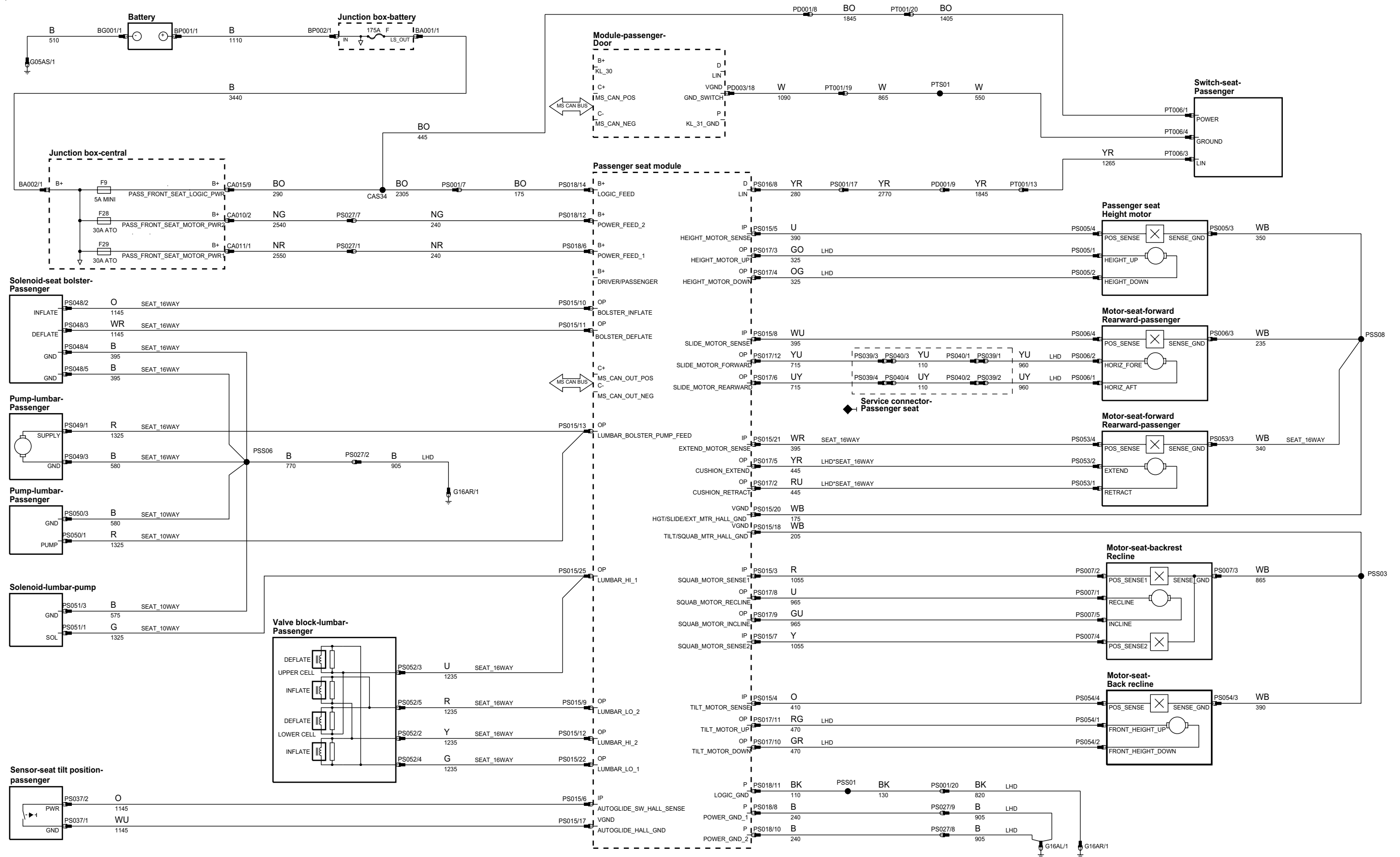
x

phaw83-70346-b-a4



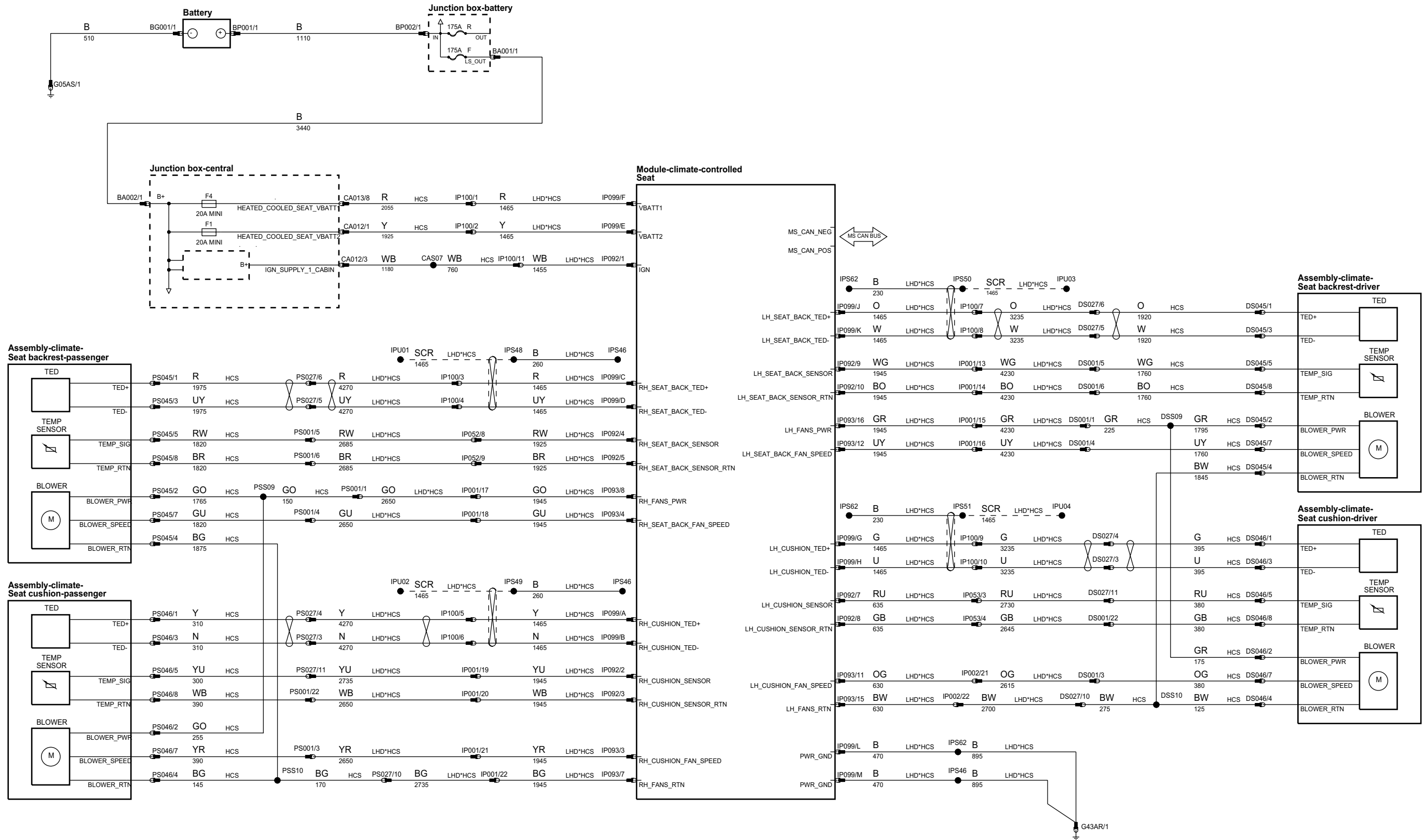
B- Battery Voltage	IP Input	VREF Sensor/Signal Supply V	HS CAN BUS High speed controller area network bus	MOST BUS Media oriented systems transport bus	VARIANT: Yes
P Power Ground	OP Output	GRF Sensor/Signal Ground	MS CAN BUS Medium speed controller area network bus	D Serial and Encoded Data	VIN RANGE: All
					DATE OF ISSUE: 01/2009

phaw83-70346-c-a4



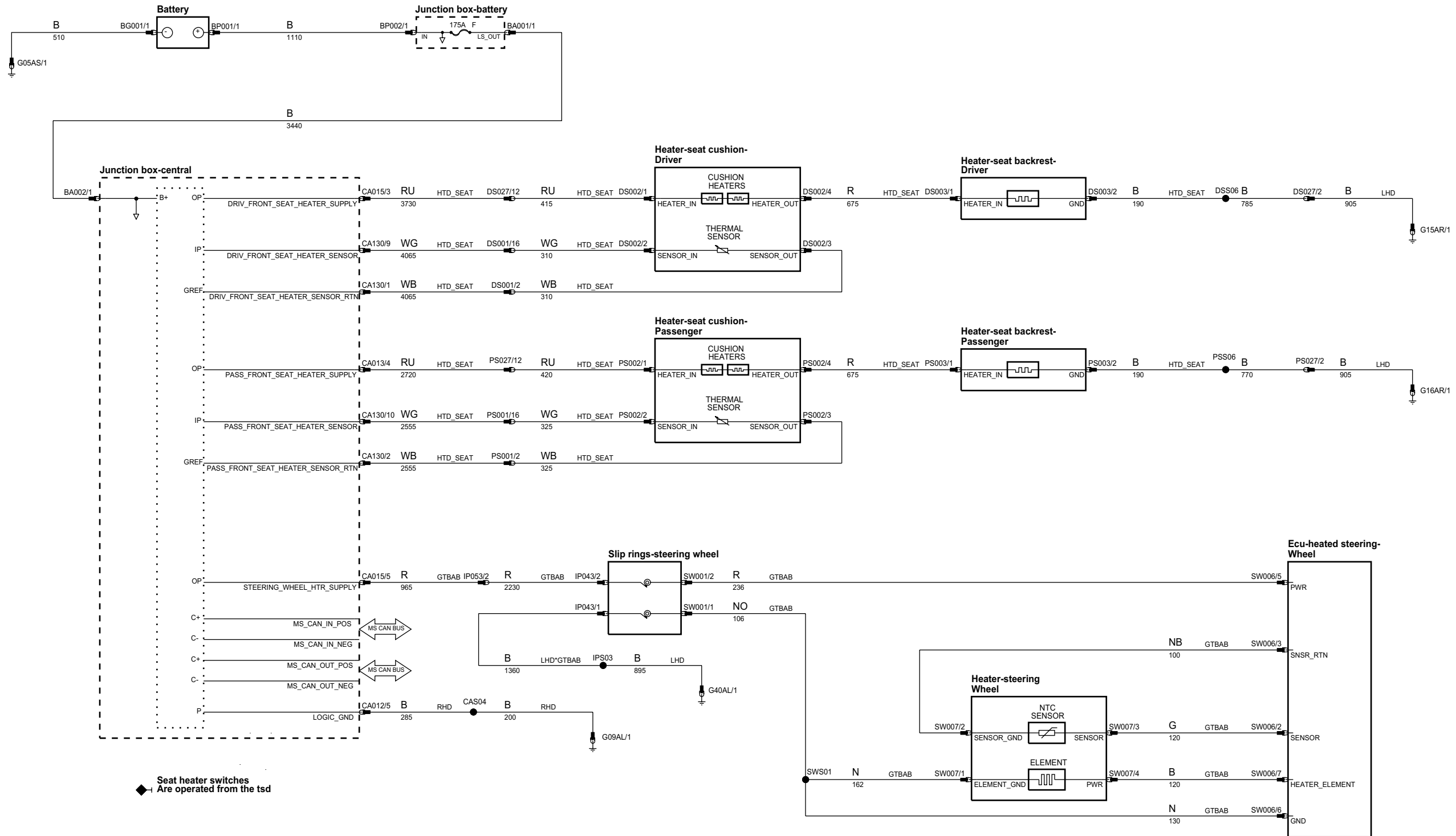
B- Battery Voltage	IP Input	VREF Sensor/Signal Supply V	HS CAN BUS High speed controller area network bus	MOST BUS Media oriented systems transport bus	VARIANT: Yes
P Power Ground	OP Output	GRES Sensor/Signal Ground	MS CAN BUS Medium speed controller area network bus	D Serial and Encoded Data	VIN RANGE: All
					DATE OF ISSUE: 12/2008

phaw83-70347-c-a4



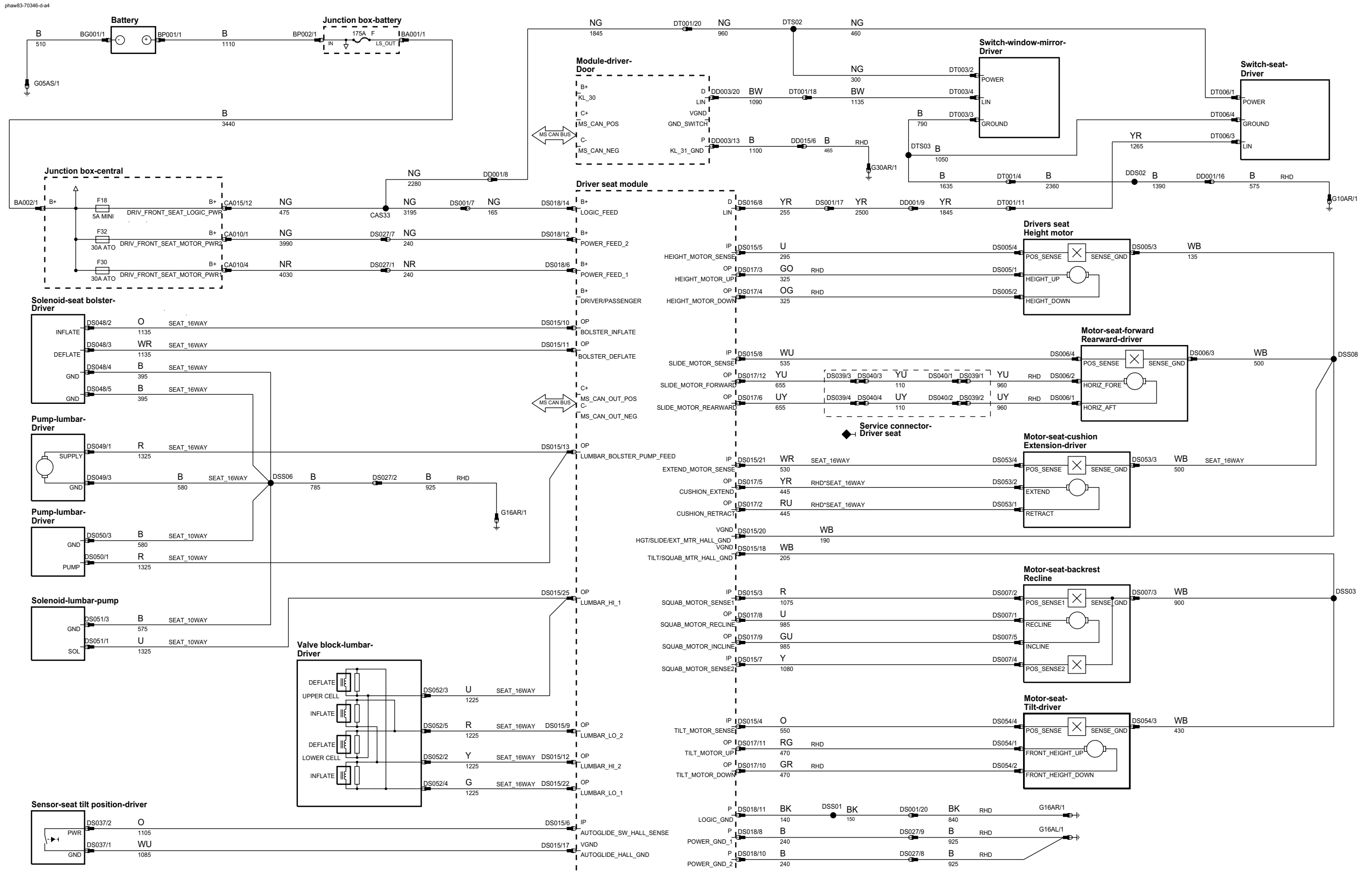
B- Battery Voltage	IP Input	VREF Sensor/Signal Supply V	HS CAN BUS High speed controller area network bus	MOST BUS Media oriented systems transport bus	VARIANT: Yes
P Power Ground	OP Output	GRES Sensor/Signal Ground	MS CAN BUS Medium speed controller area network bus	D Serial and Encoded Data	VIN RANGE: All
					DATE OF ISSUE: 12/2008

phaw83-70347-b-a4



Seat heater switches Are operated from the tsd

B- Battery Voltage	IP Input	VREF Sensor/Signal Supply V	HS CAN BUS High speed controller area network bus	MOST BUS Media oriented systems transport bus	VARIANT: Yes
P Power Ground	OP Output	GRES Sensor/Signal Ground	MS CAN BUS Medium speed controller area network bus	D Serial and Encoded Data	VIN RANGE: All
					DATE OF ISSUE: 12/2008

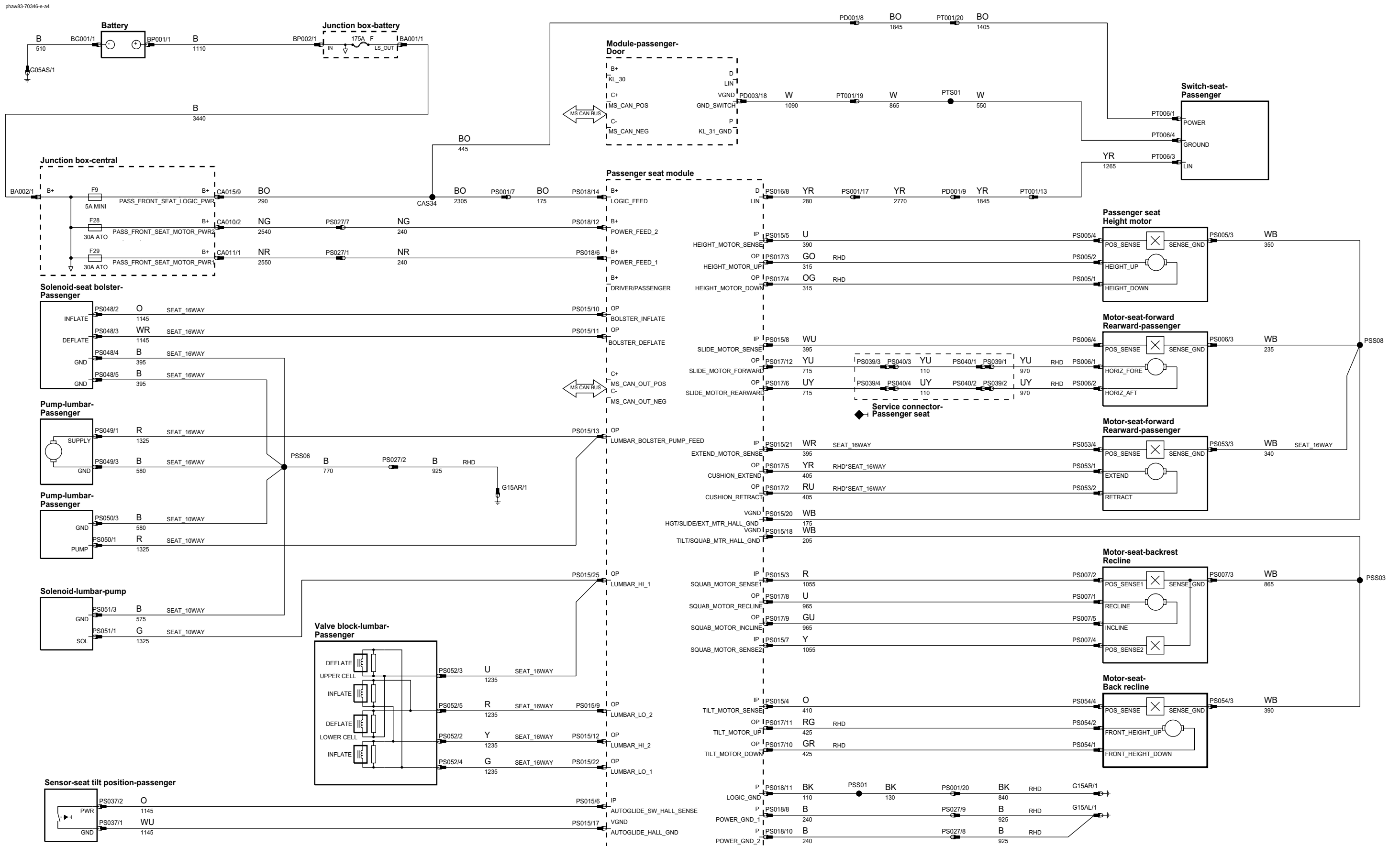


B- Battery Voltage
 IP Input
 VREF Sensor/Signal Supply V
 P Power Ground
 OP Output
 GREF Sensor/Signal Ground

HS CAN BUS High speed controller area network bus
 MS CAN BUS Medium speed controller area network bus

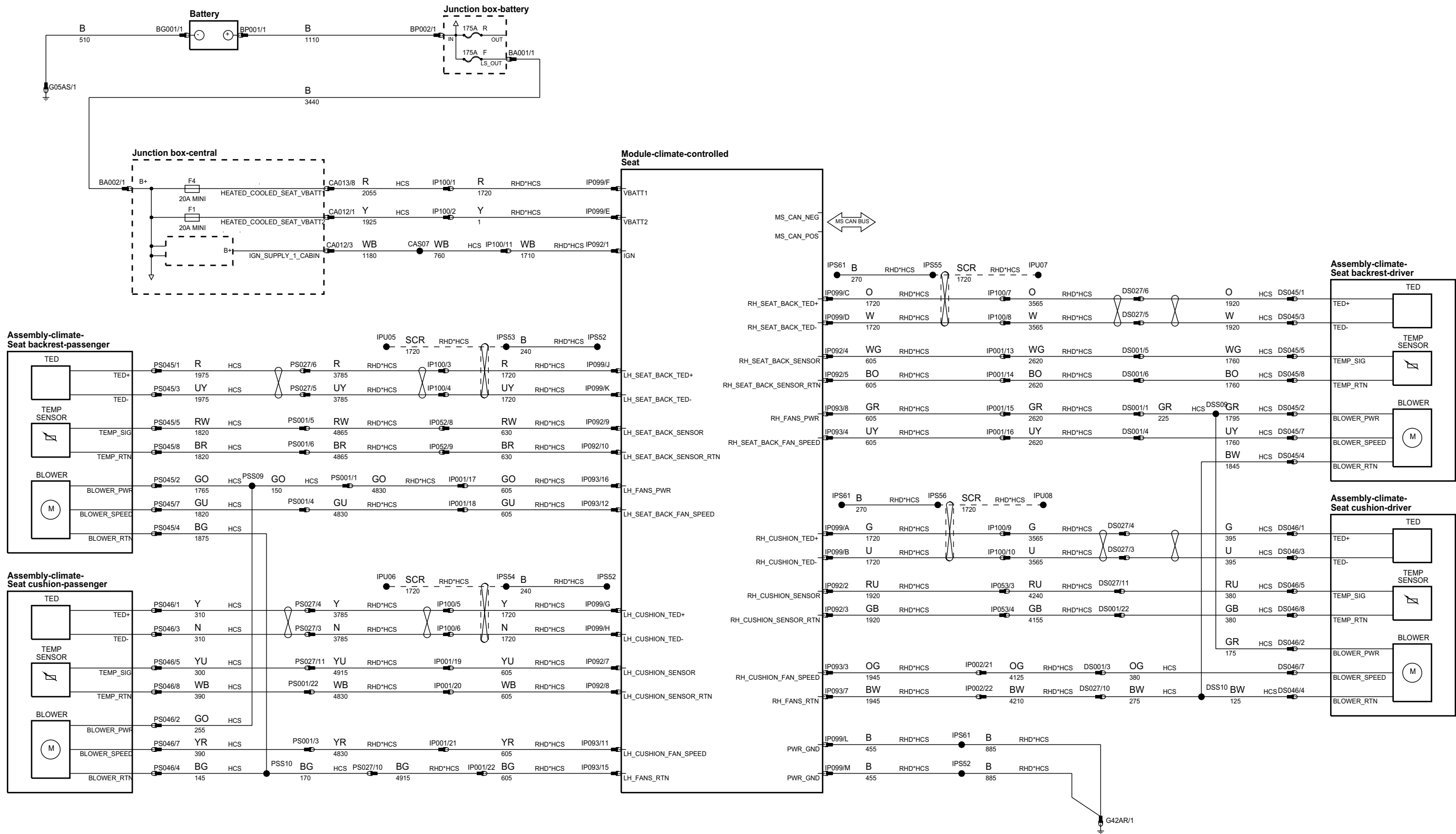
MOST BUS Media oriented systems transport bus
 D Serial and Encoded Data

VARIANT: Yes
 VIN RANGE: All
 DATE OF ISSUE: 01/2009



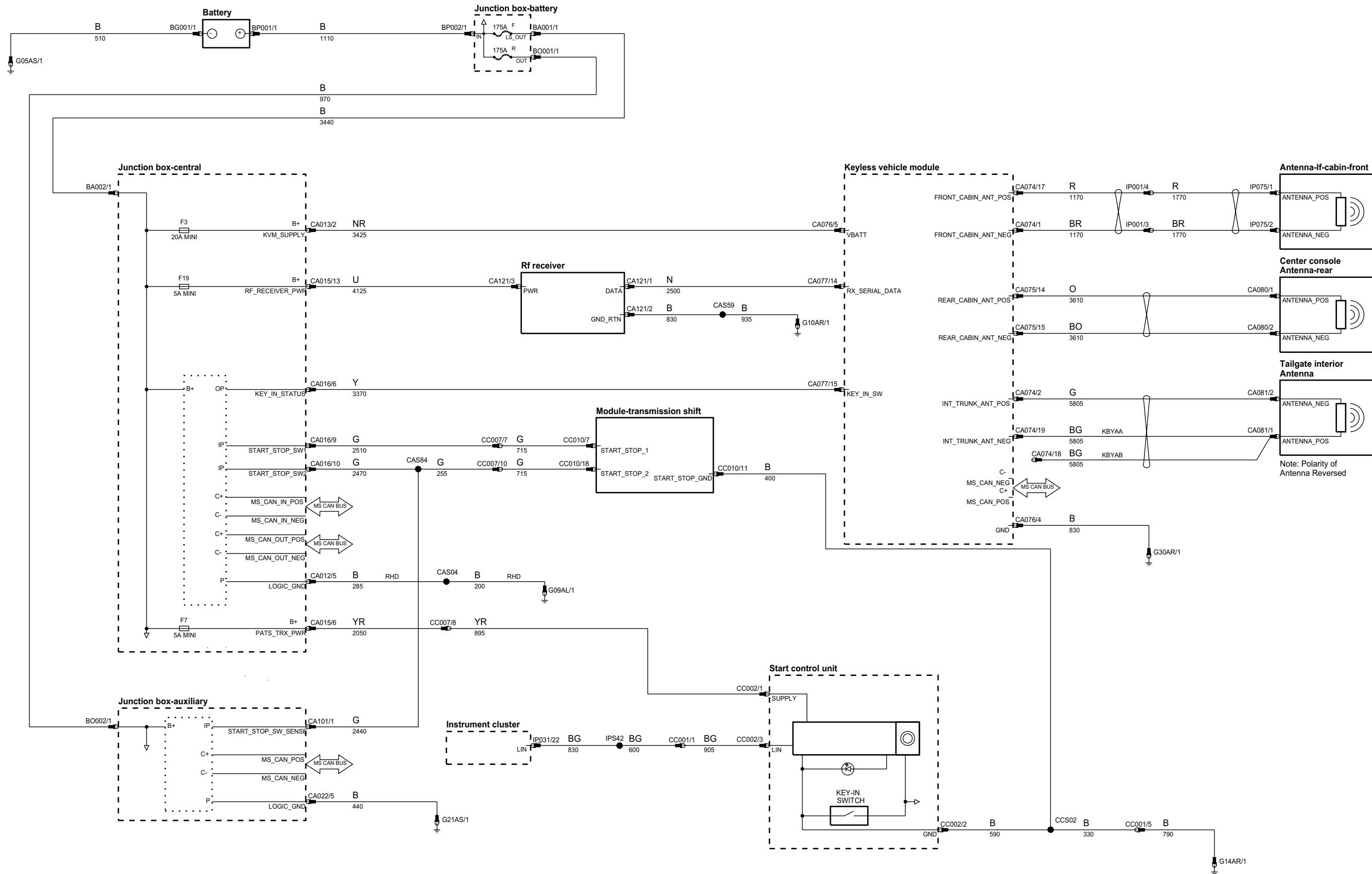
B- Battery Voltage	IP Input	VREF Sensor/Signal Supply V	HS CAN BUS High speed controller area network bus	MOST BUS Media oriented systems transport bus	VARIANT: Yes
P Power Ground	OP Output	GRES Sensor/Signal Ground	MS CAN BUS Medium speed controller area network bus	D Serial and Encoded Data	VIN RANGE: All
					DATE OF ISSUE: 12/2008

phaw83-70347-d-a4



B- Battery Voltage	IP Input	VREF Sensor/Signal Supply V	HS CAN BUS High speed controller area network bus	MOST BUS Media oriented systems transport bus	VARIANT: Yes
P Power Ground	OP Output	GRES Sensor/Signal Ground	MS CAN BUS Medium speed controller area network bus	D Serial and Encoded Data	VIN RANGE: All
					DATE OF ISSUE: 12/2008

phaw83-70417-a-a4



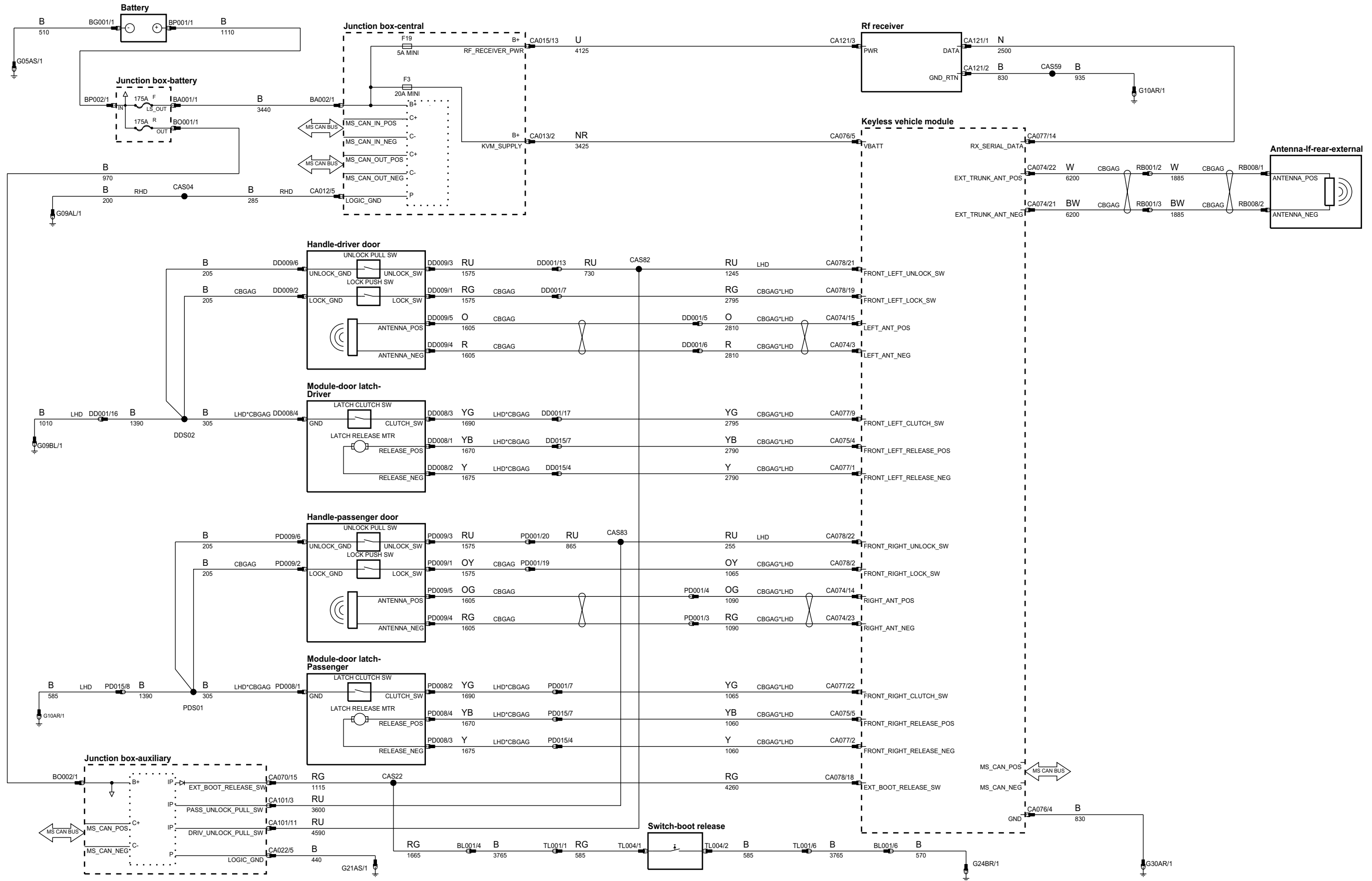
B- Battery Voltage
 P Power Ground
 IP Input
 OP Output
 VREF Sensor/Signal Supply V
 GREF Sensor/Signal Ground

HS CAN BUS High speed controller area network bus
 MS CAN BUS Medium speed controller area network bus

MOST BUS Media oriented systems transport bus
 D Serial and Encoded Data

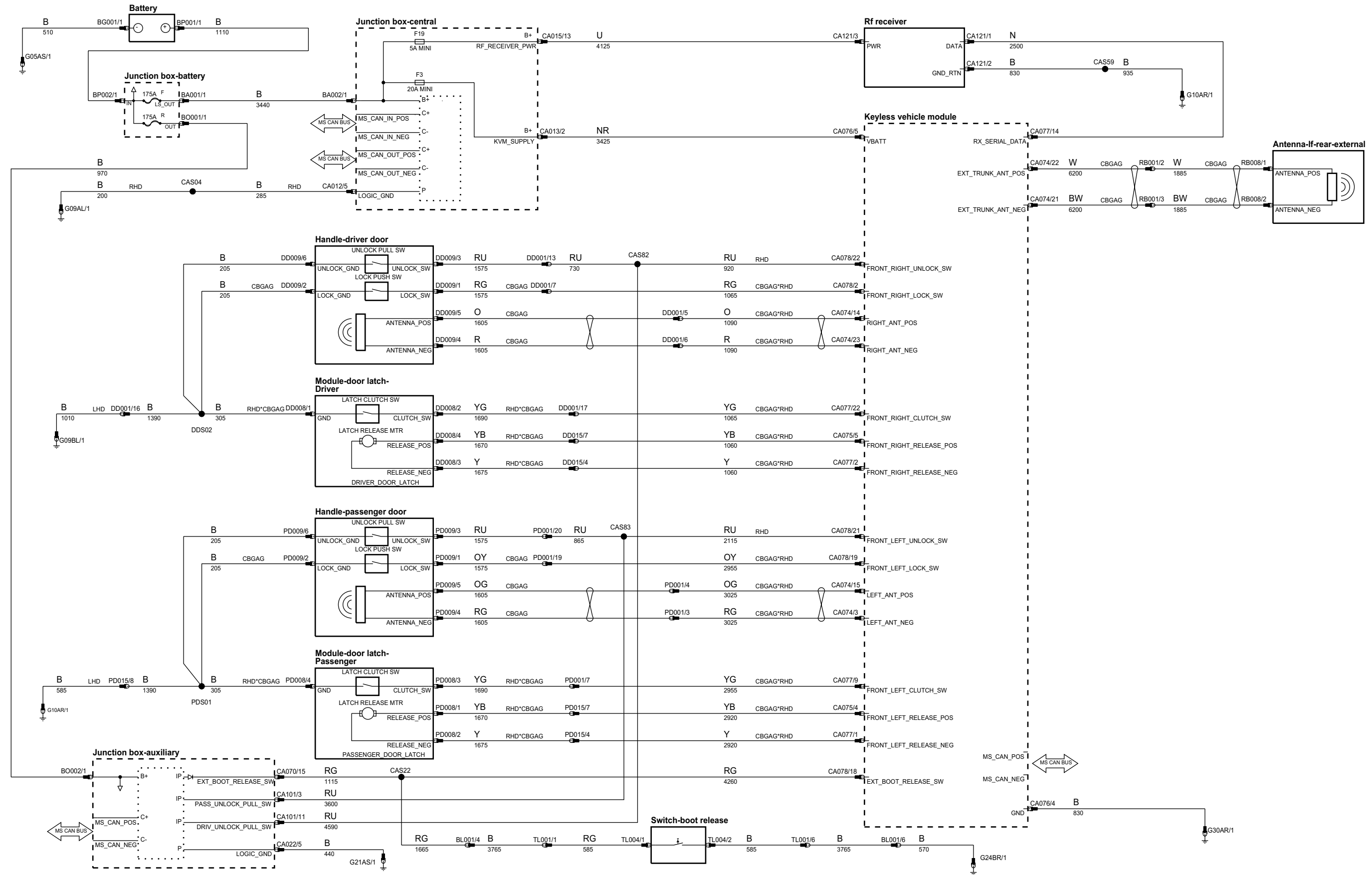
VARIANT: All
 VIN RANGE: All
 DATE OF ISSUE: 01/2009

phaw83-70410-a-a4



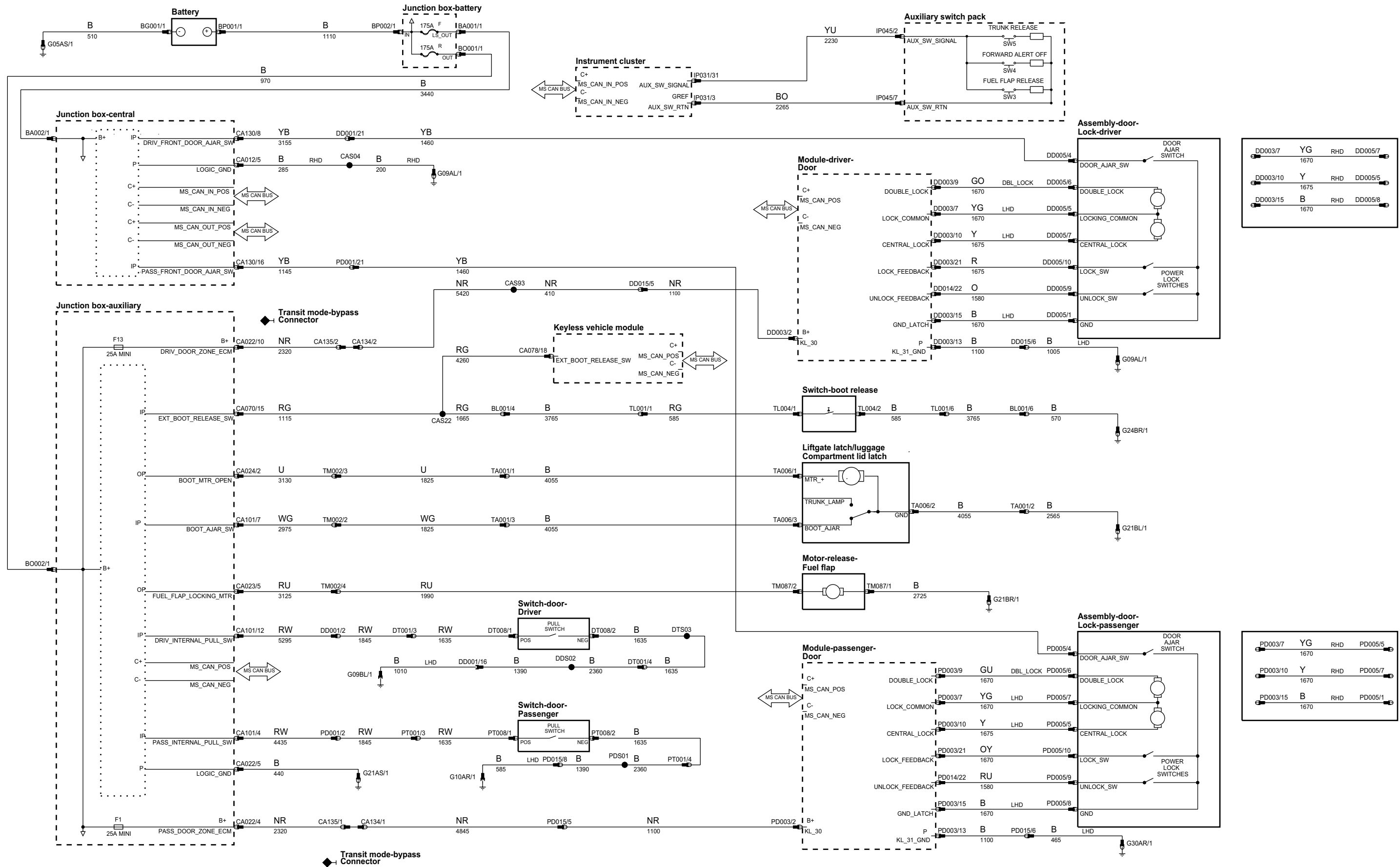
B- Battery Voltage	IP Input	VREF Sensor/Signal Supply V	HS CAN BUS High speed controller area network bus	MOST BUS Media oriented systems transport bus	VARIANT: Yes
P Power Ground	OP Output	GRF Sensor/Signal Ground	MS CAN BUS Medium speed controller area network bus	D Serial and Encoded Data	VIN RANGE: All
					DATE OF ISSUE: 12/2008

phaw83-70410-b-a4



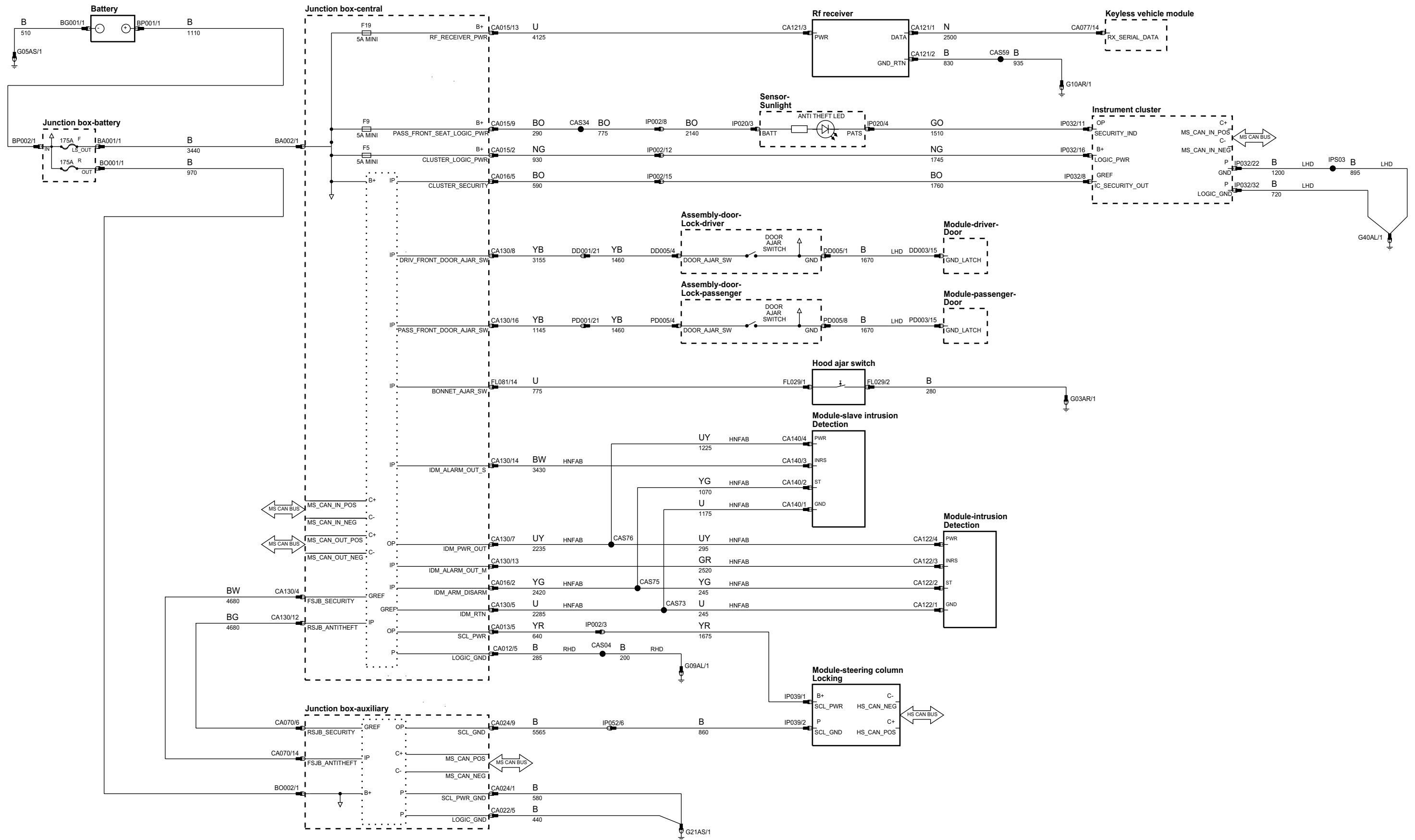
B - Battery Voltage	IP Input	VREF Sensor/Signal Supply V	HS CAN BUS High speed controller area network bus	MOST BUS Media oriented systems transport bus	VARIANT: Yes
P Power Ground	OP Output	GRF Sensor/Signal Ground	MS CAN BUS Medium speed controller area network bus	D Serial and Encoded Data	VIN RANGE: All
					DATE OF ISSUE: 12/2008

phaw83-70420-b-a4



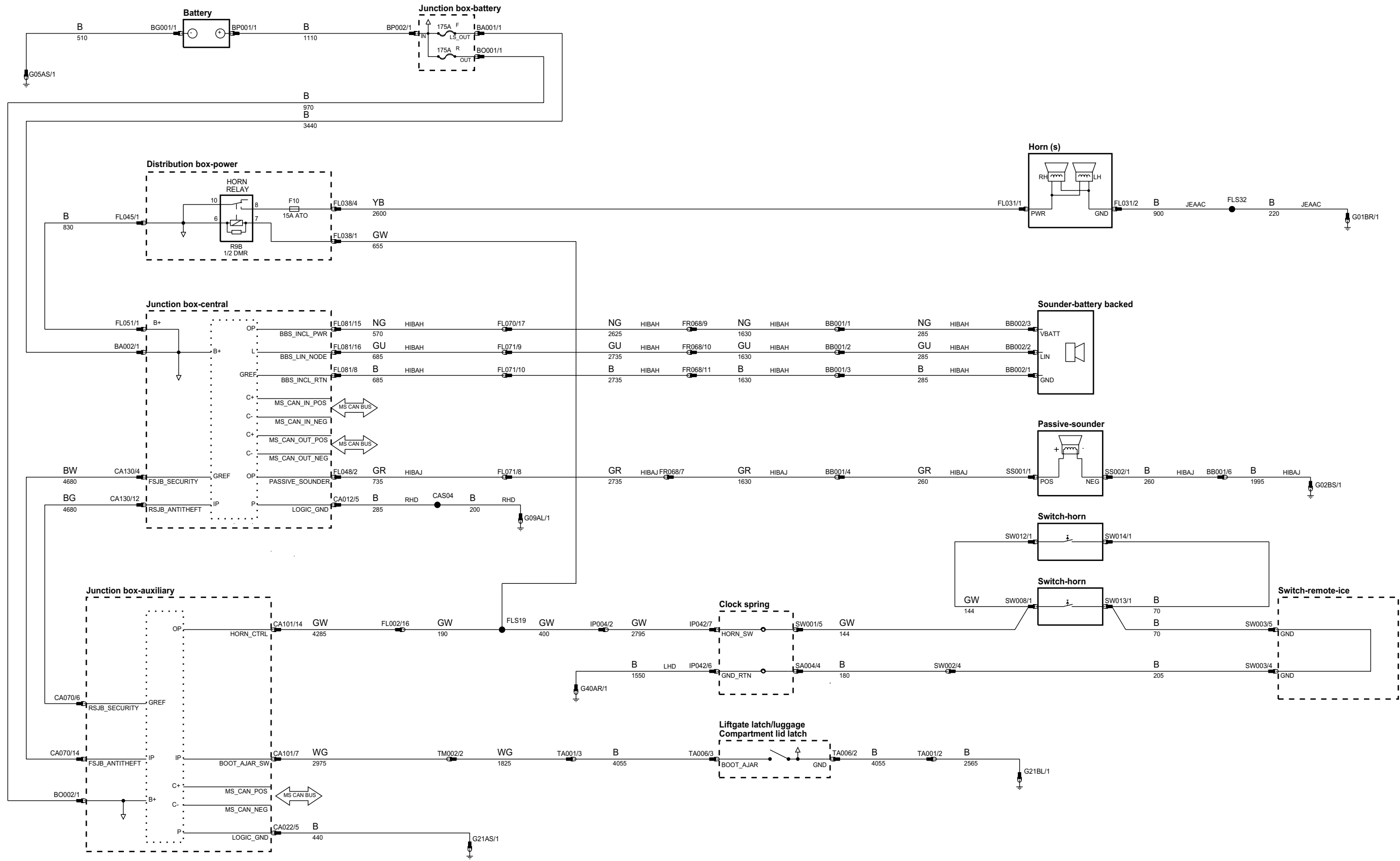
B- Battery Voltage **IP** Input **VREF** Sensor/Signal Supply V **HS CAN BUS** High speed controller area network bus **MOST BUS** Media oriented systems transport bus **VARIANT:** All
P Power Ground **OP** Output **GRESF** Sensor/Signal Ground **MS CAN BUS** Medium speed controller area network bus **D** Serial and Encoded Data **VIN RANGE:** All
DATE OF ISSUE: 12/2008

phaw83-70395-a-4



B- Battery Voltage	IP Input	VREF Sensor/Signal Supply V	HS CAN BUS High speed controller area network bus	MOST BUS Media oriented systems transport bus	VARIANT: All
P Power Ground	OP Output	GREF Sensor/Signal Ground	MS CAN BUS Medium speed controller area network bus	D Serial and Encoded Data	VIN RANGE: All
					DATE OF ISSUE: 12/2008

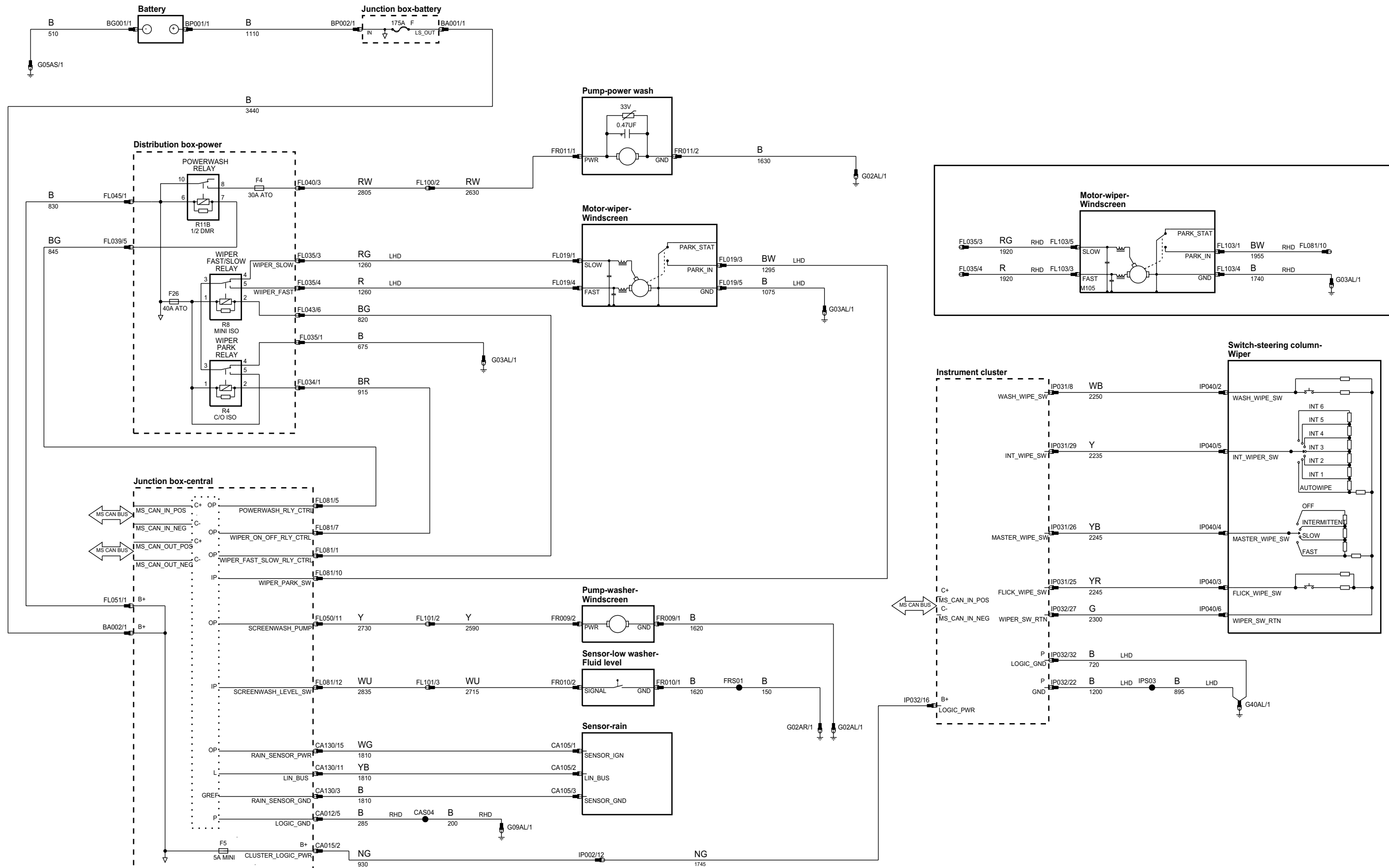
phaw83-70395-b-a4



B - Battery Voltage	IP Input	VREF Sensor/Signal Supply V	HS CAN BUS High speed controller area network bus	MOST BUS Media oriented systems transport bus
P Power Ground	OP Output	GREF Sensor/Signal Ground	MS CAN BUS Medium speed controller area network bus	D Serial and Encoded Data

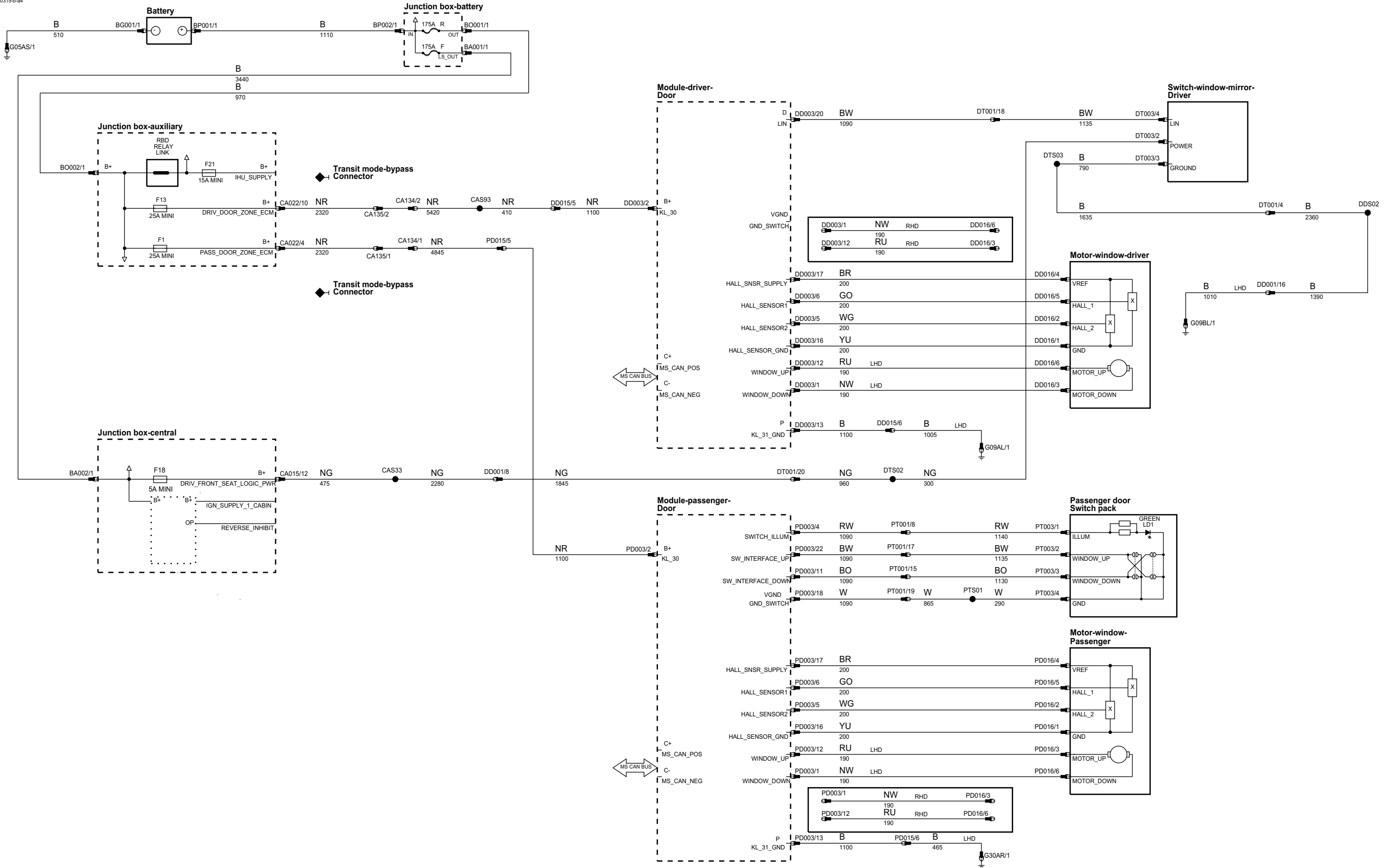
VARIANT: All
 VIN RANGE: All
 DATE OF ISSUE: 12/2008

phaw83-70133-b-a4



B- Battery Voltage	IP Input	VREF Sensor/Signal Supply V	HS CAN BUS High speed controller area network bus	MOST BUS Media oriented systems transport bus	VARIANT: All
P Power Ground	OP Output	GREF Sensor/Signal Ground	MS CAN BUS Medium speed controller area network bus	D Serial and Encoded Data	VIN RANGE: All
					DATE OF ISSUE: 01/2009

phaw83-70315-b-a4



B+ Battery Voltage
P Power Ground

IP Input
OP Output

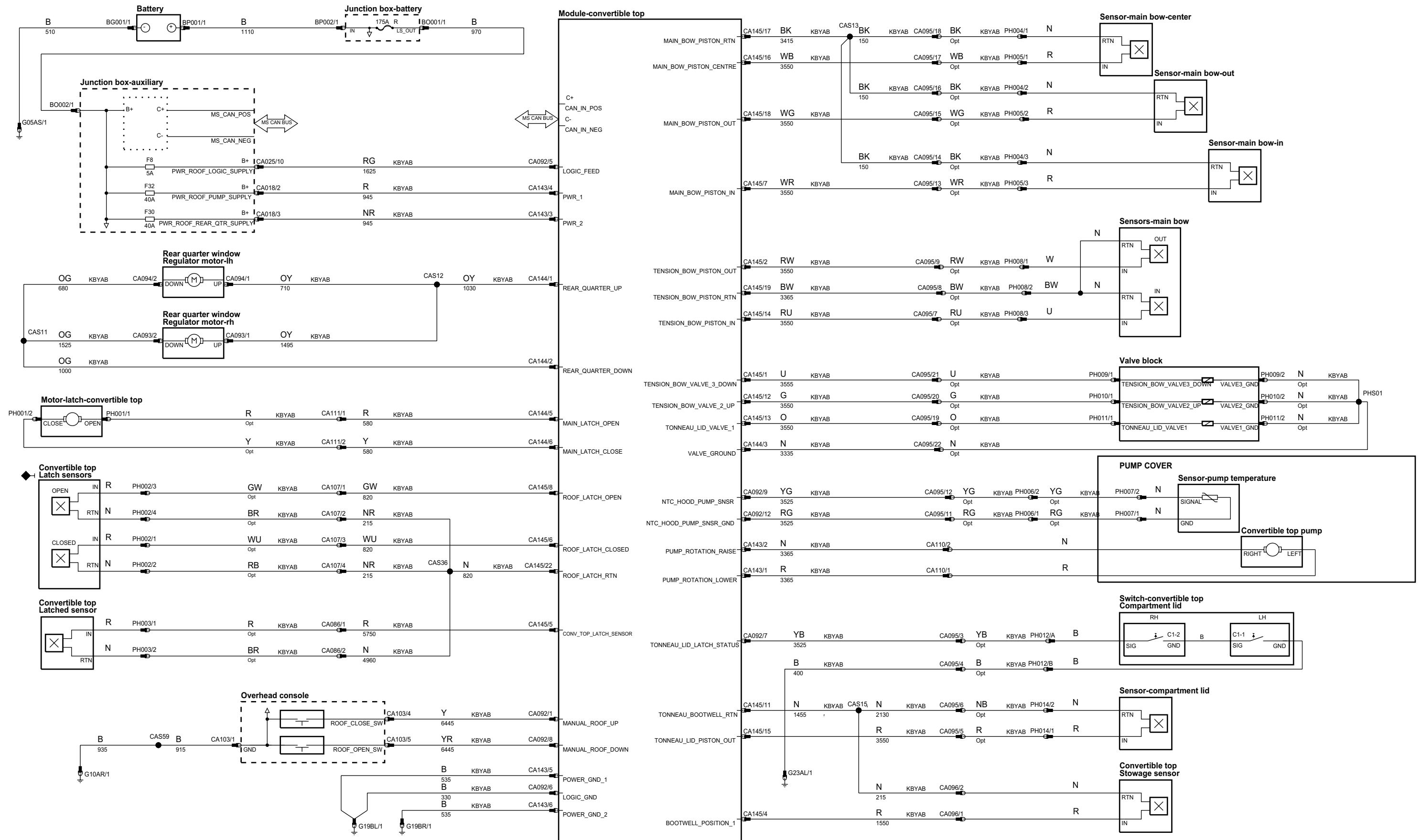
VREF Sensor/Signal Supply V
GREF Sensor/Signal Ground

HS CAN BUS High speed controller area network bus
MS CAN BUS Medium speed controller area network bus

MOST BUS Media oriented systems transport bus
D Serial and Encoded Data

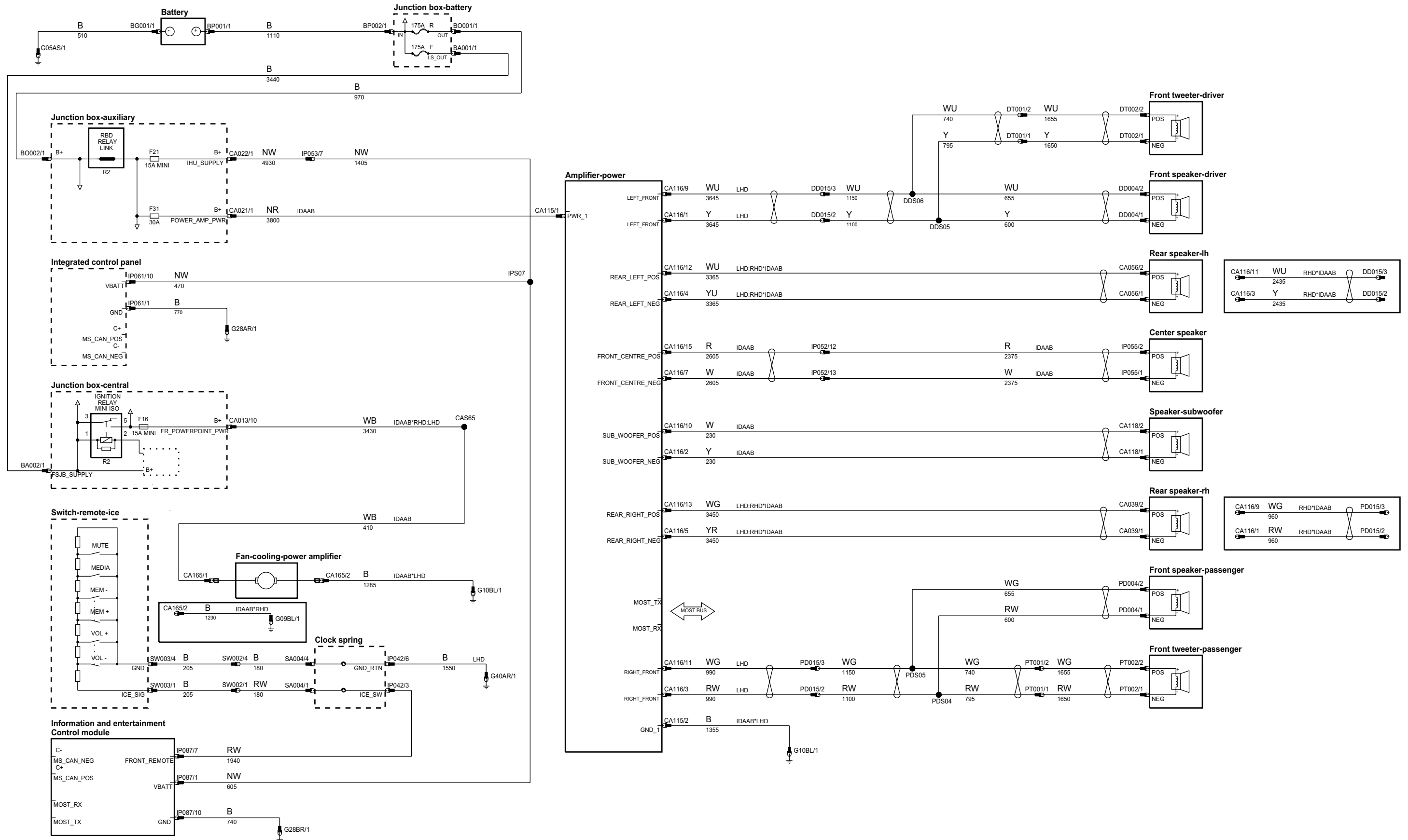
VARIANT: All
VIN RANGE: All
DATE OF ISSUE: 12/2008

phaw83-70351-a-04



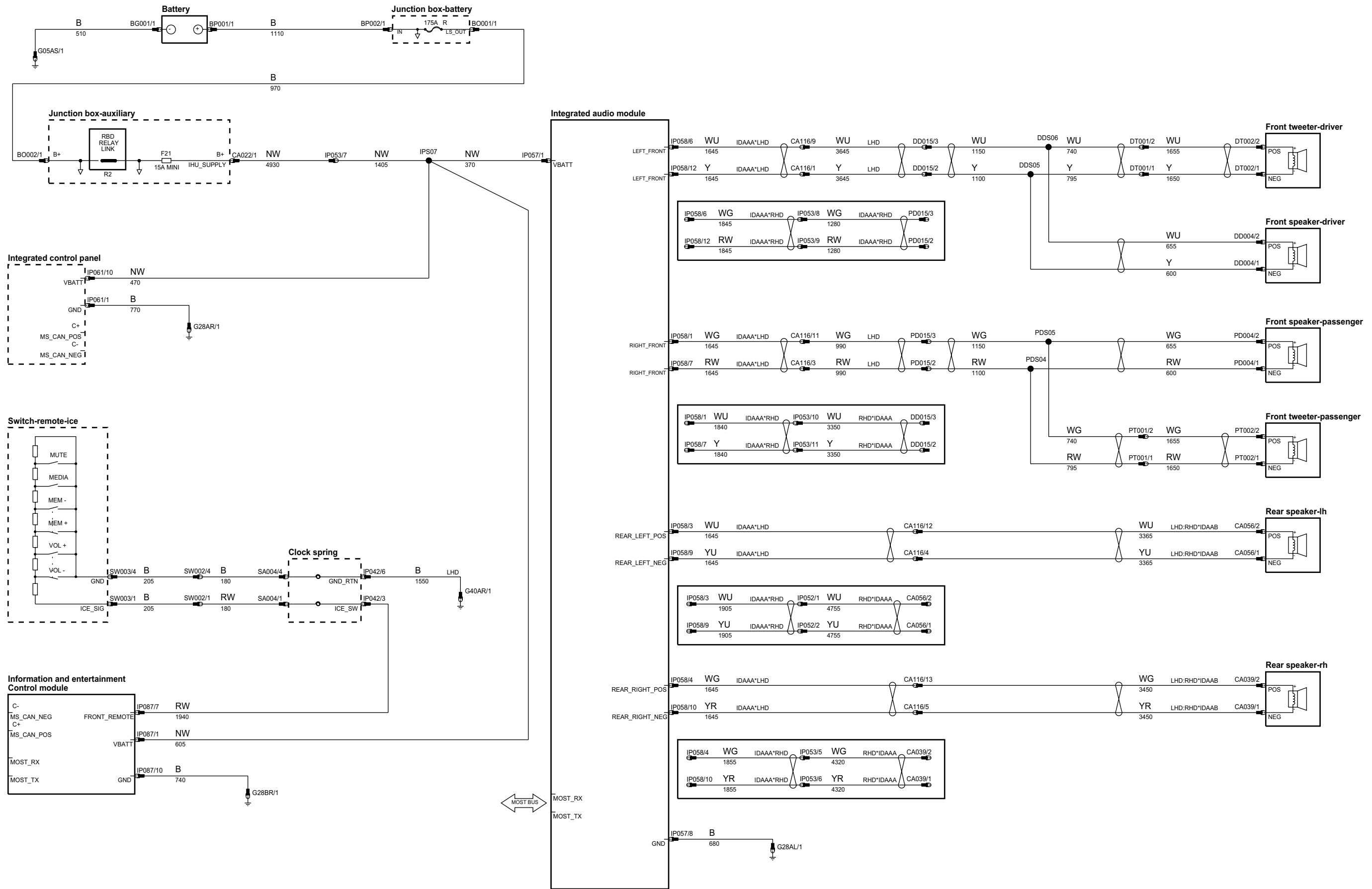
B - Battery Voltage	IP Input	VREF Sensor/Signal Supply V	HS CAN BUS High speed controller area network bus	MOST BUS Media oriented systems transport bus	VARIANT: Yes
P Power Ground	OP Output	GRF Sensor/Signal Ground	MS CAN BUS Medium speed controller area network bus	D Serial and Encoded Data	VIN RANGE: All
					DATE OF ISSUE: 12/2008

phaw83-70441-a2-a4



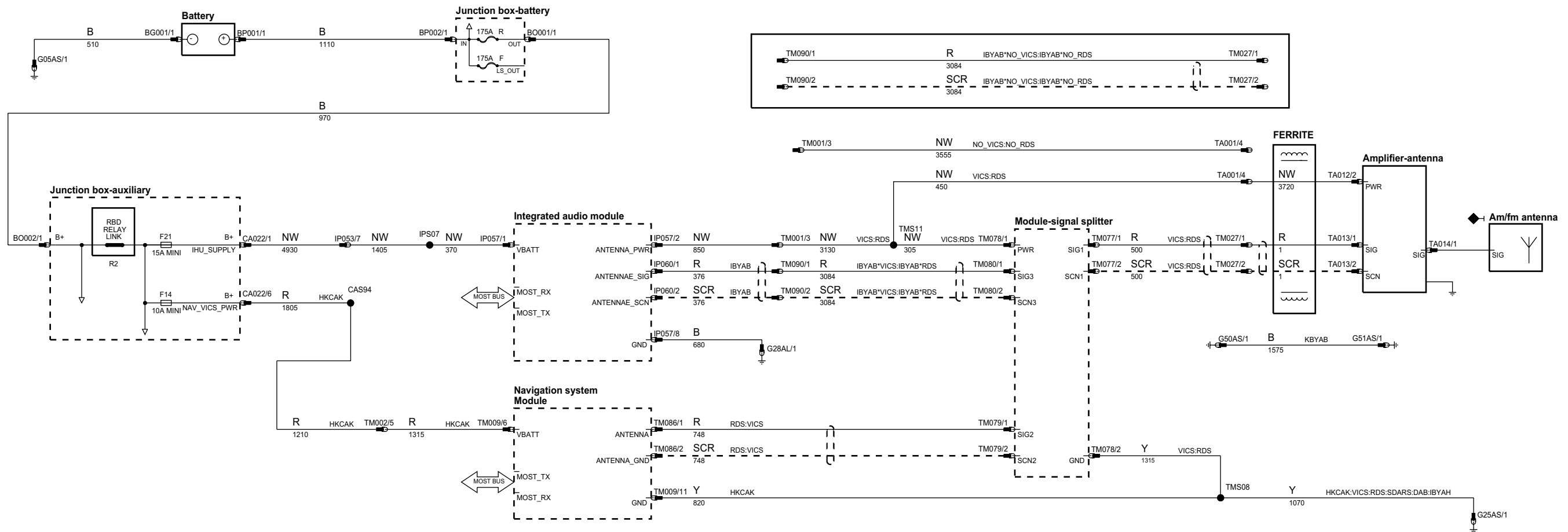
B- Battery Voltage	IP Input	VREF Sensor/Signal Supply V	HS CAN BUS High speed controller area network bus	MOST BUS Media oriented systems transport bus	VARIANT: Yes
P Power Ground	OP Output	GREF Sensor/Signal Ground	MS CAN BUS Medium speed controller area network bus	D Serial and Encoded Data	VIN RANGE: All
					DATE OF ISSUE: 01/2009

phaw83-70441-b-a4



B- Battery Voltage	IP Input	VREF Sensor/Signal Supply V	HS CAN BUS High speed controller area network bus	MOST BUS Media oriented systems transport bus	VARIANT: Yes
P Power Ground	OP Output	GRES Sensor/Signal Ground	MS CAN BUS Medium speed controller area network bus	D Serial and Encoded Data	VIN RANGE: All
					DATE OF ISSUE: 01/2009

phaw83-70441-a3-a4



B- Battery Voltage
P Power Ground

IP Input
OP Output

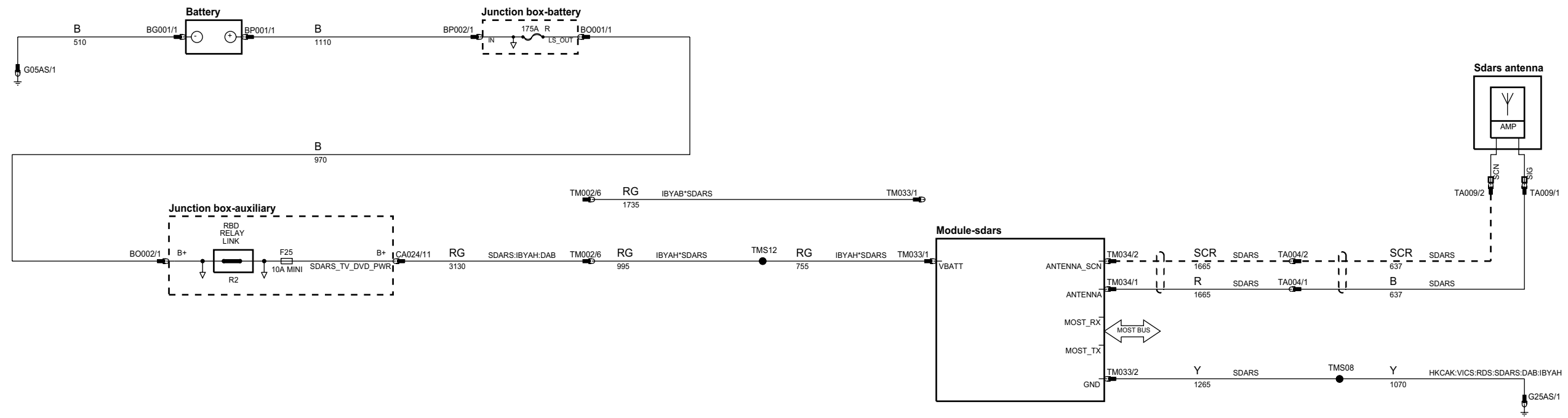
VREF Sensor/Signal Supply V
GREF Sensor/Signal Ground

HS CAN BUS High speed controller area network bus
MS CAN BUS Medium speed controller area network bus

MOST BUS Media oriented systems transport bus
D Serial and Encoded Data

VARIANT: Yes
VIN RANGE: All
DATE OF ISSUE: 01/2009

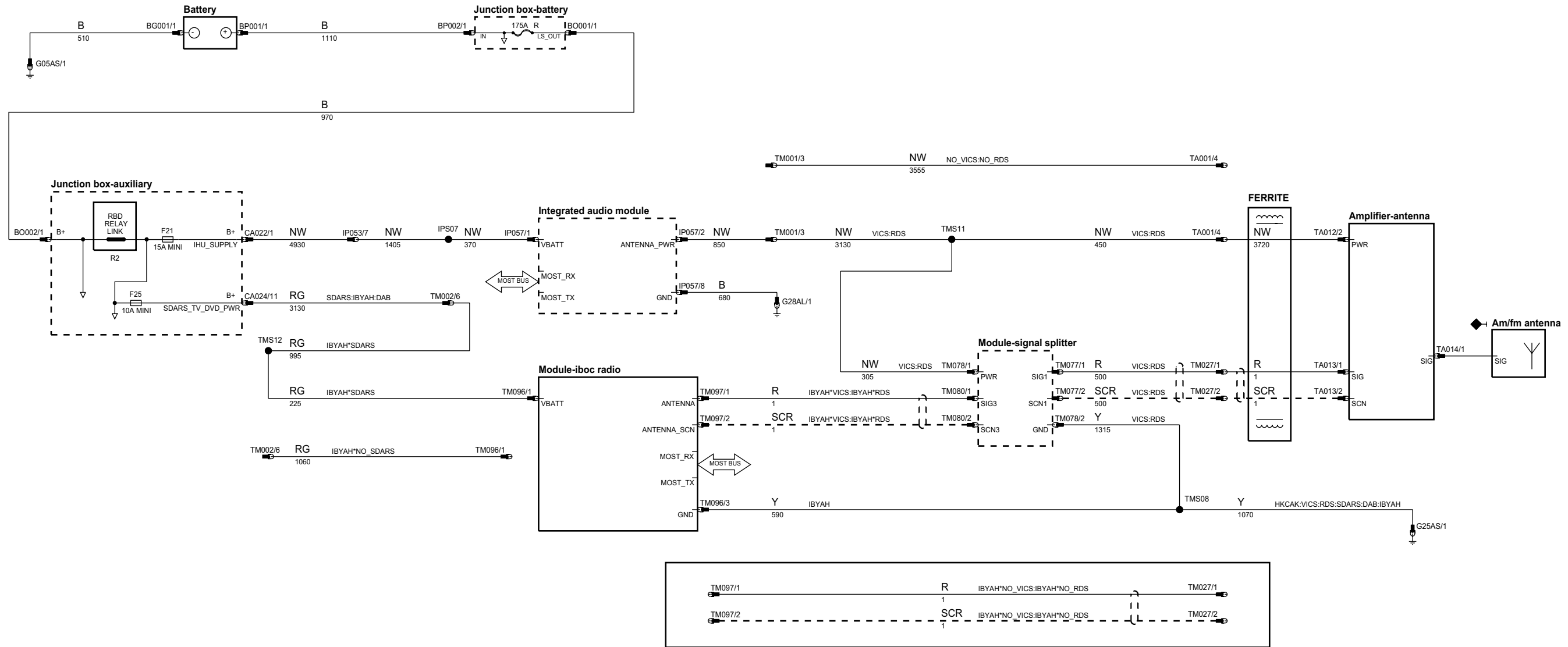
phaw83-70456-a-04



B - Battery Voltage	IP Input	VREF Sensor/Signal Supply V	HS CAN BUS High speed controller area network bus	MOST BUS Media oriented systems transport bus	VARIANT: Yes
P Power Ground	OP Output	GRES Sensor/Signal Ground	MS CAN BUS Medium speed controller area network bus	D Serial and Encoded Data	VIN RANGE: Yes
					DATE OF ISSUE: 12/2008

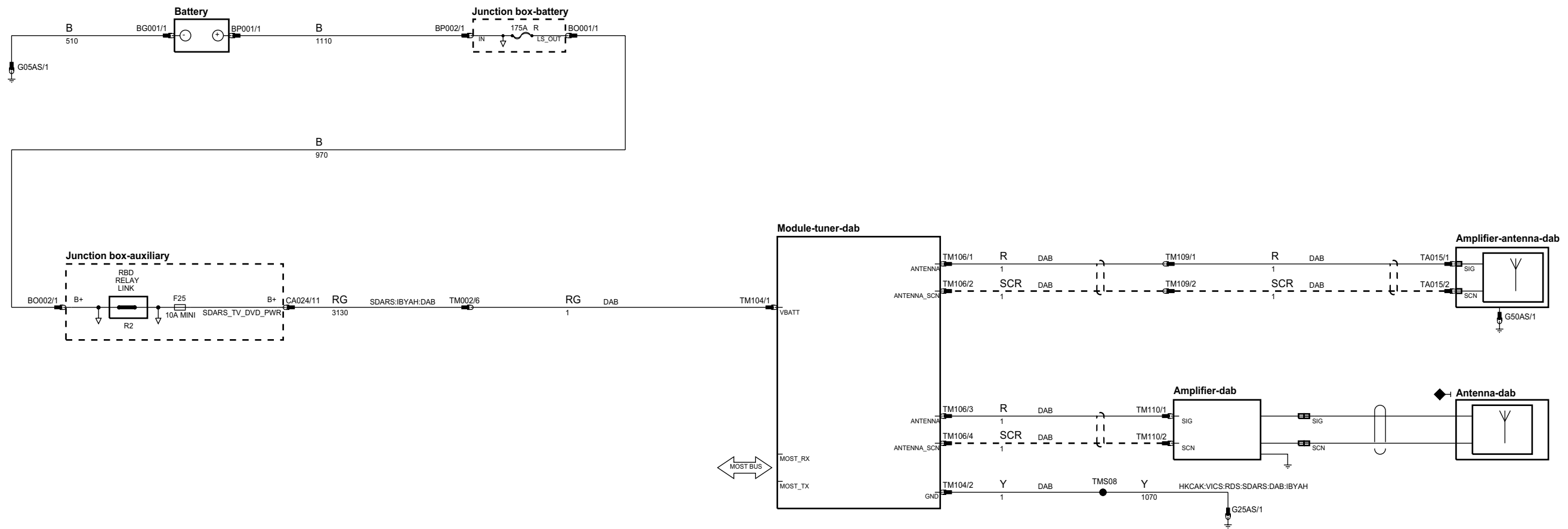
x

phaw83-70456-b-a4



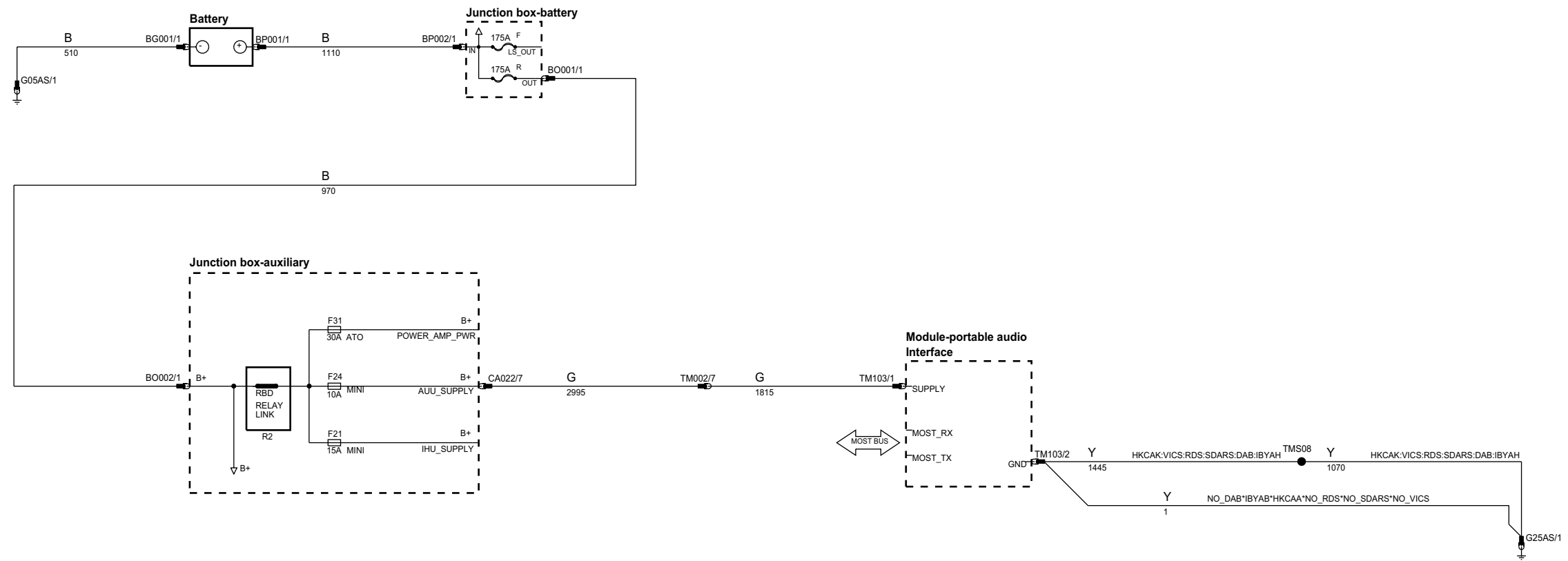
B - Battery Voltage	IP Input	VREF Sensor/Signal Supply V	HS CAN BUS High speed controller area network bus	MOST BUS Media oriented systems transport bus	VARIANT: Yes
P Power Ground	OP Output	GREF Sensor/Signal Ground	MS CAN BUS Medium speed controller area network bus	D Serial and Encoded Data	VIN RANGE: All
					DATE OF ISSUE: 12/2008

phaw63-70456-c-a4



B- Battery Voltage	IP Input	VREF Sensor/Signal Supply V	HS CAN BUS High speed controller area network bus	MOST BUS Media oriented systems transport bus	VARIANT: Yes
P Power Ground	OP Output	GRES Sensor/Signal Ground	MS CAN BUS Medium speed controller area network bus	D Serial and Encoded Data	VIN RANGE: All
					DATE OF ISSUE: 01/2009

phaw83-70445-a-a4



B+ Battery Voltage
P Power Ground

IP Input
OP Output


VREF Sensor/Signal Supply V
GREF Sensor/Signal Ground

HS CAN BUS High speed controller area network bus
MS CAN BUS Medium speed controller area network bus

MOST BUS Media oriented systems transport bus
D Serial and Encoded Data

VARIANT: Yes
VIN RANGE: All
DATE OF ISSUE: 12/2008

phaw83-70445-b-a4



B- Battery Voltage
P Power Ground

IP Input
OP Output

VREF Sensor/Signal Supply V
GREF Sensor/Signal Ground

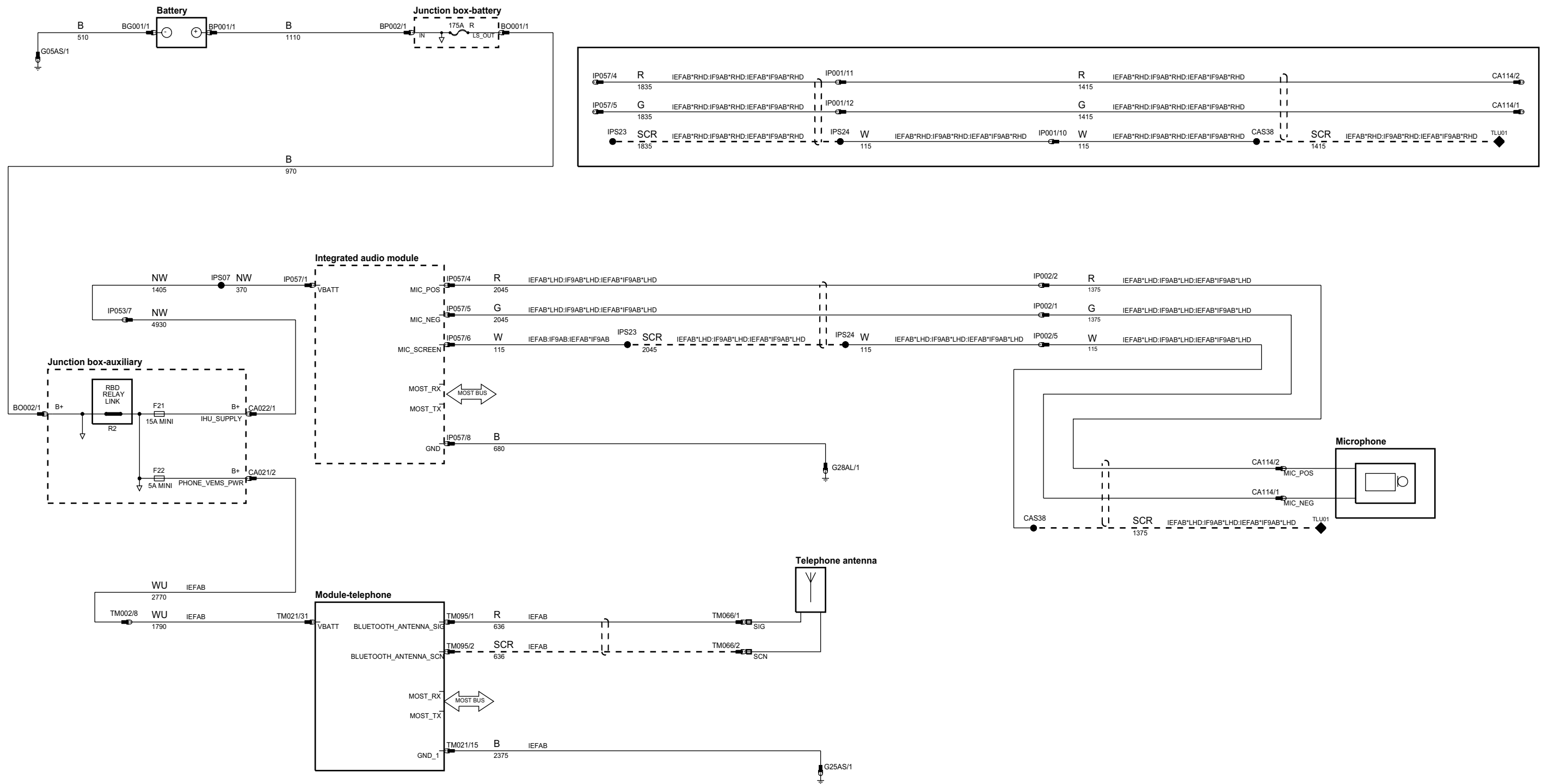
HS CAN BUS High speed controller area network bus
MS CAN BUS Medium speed controller area network bus

MOST BUS Media oriented systems transport bus
D Serial and Encoded Data

VARIANT: Yes
VIN RANGE: All
DATE OF ISSUE: 12/2008

x

phaw83-70462-a2-a4



B- Battery Voltage
P Power Ground

IP Input
OP Output

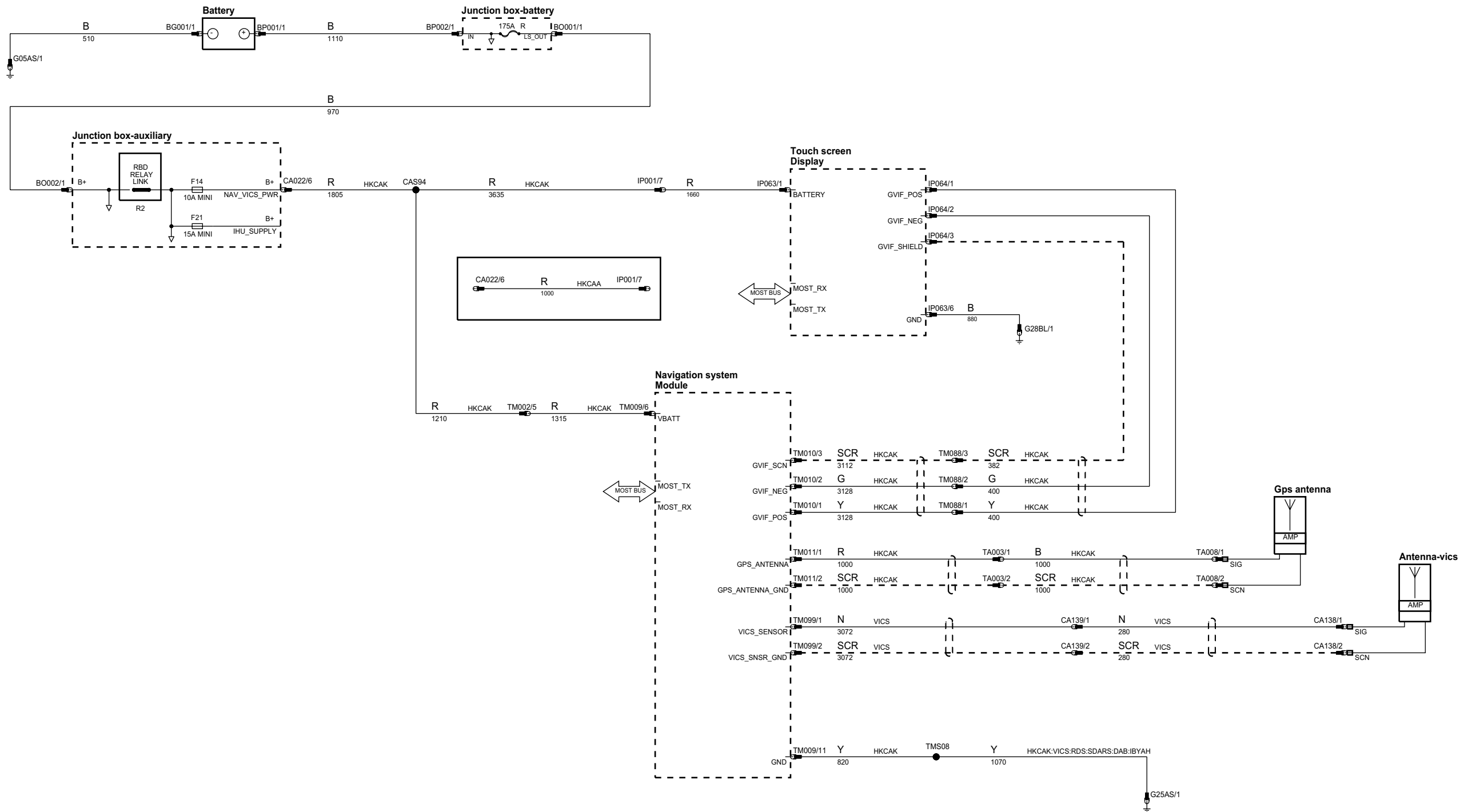
VREF Sensor/Signal Supply V
GREF Sensor/Signal Ground

HS CAN BUS High speed controller area network bus
MS CAN BUS Medium speed controller area network bus

MOST BUS Media oriented systems transport bus
D Serial and Encoded Data

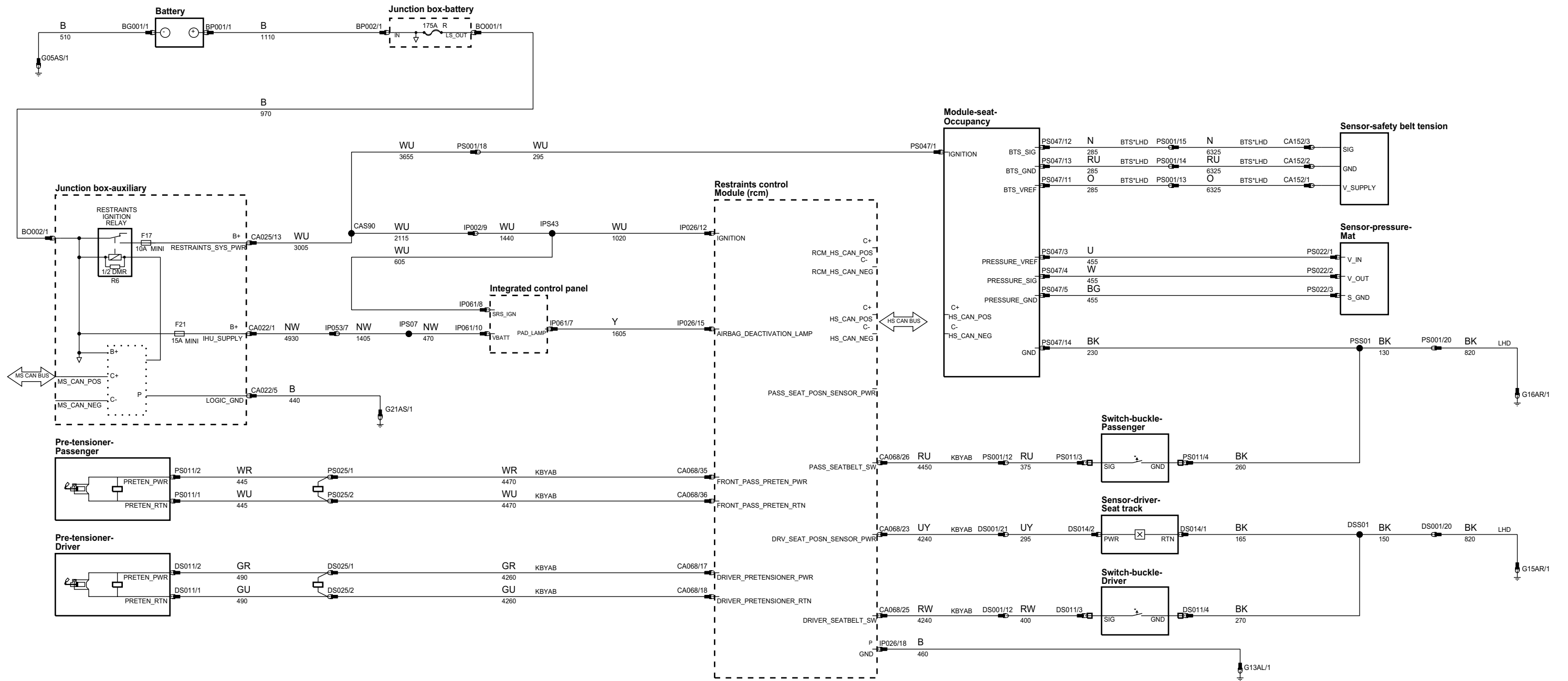
VARIANT: Yes
VIN RANGE: All
DATE OF ISSUE: 01/2009

phaw83-70478-a-a4



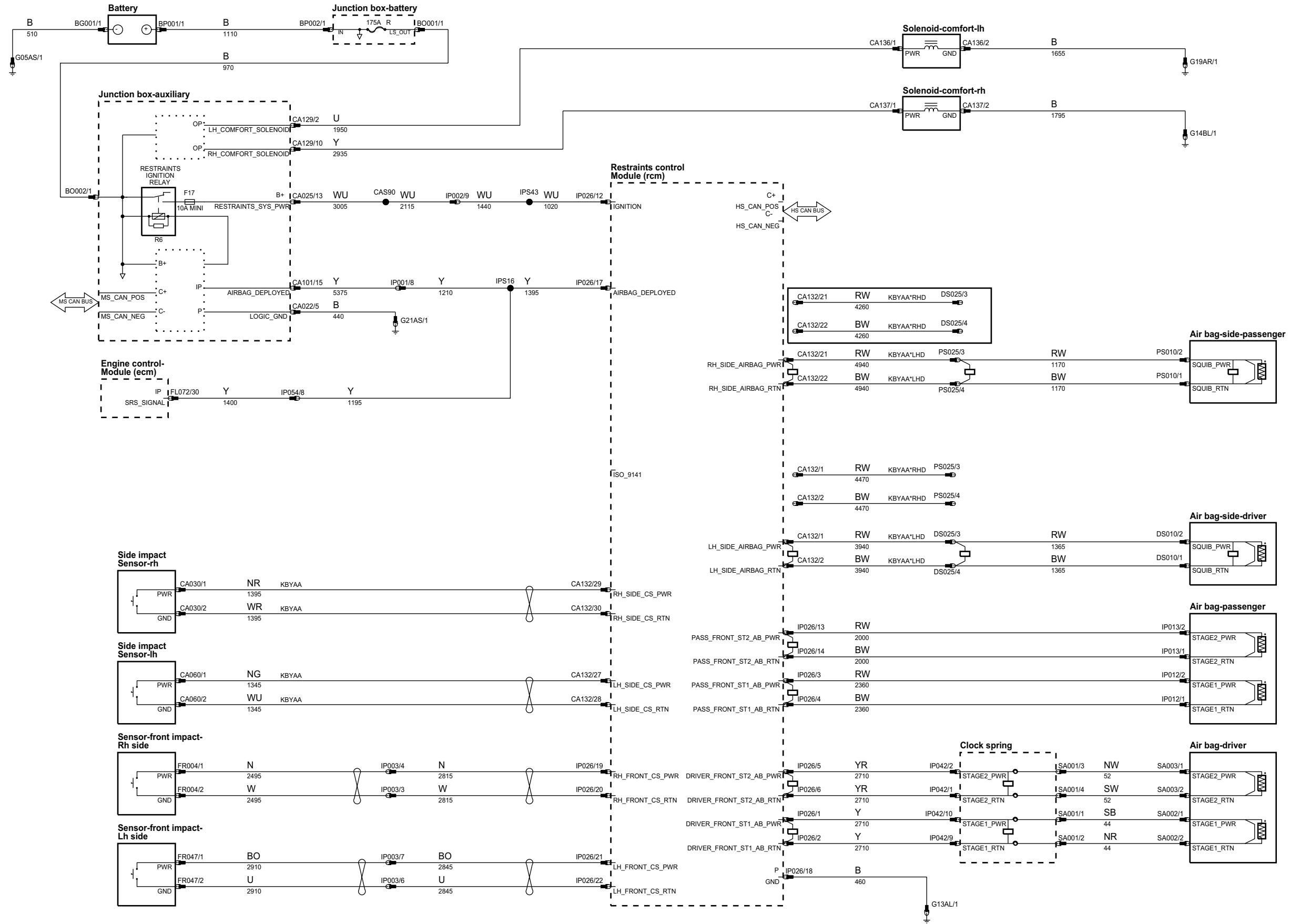
B - Battery Voltage	IP Input	VREF Sensor/Signal Supply V	HS CAN BUS High speed controller area network bus	MOST BUS Media oriented systems transport bus	VARIANT: Yes
P Power Ground	OP Output	GRES Sensor/Signal Ground	MS CAN BUS Medium speed controller area network bus	D Serial and Encoded Data	VIN RANGE: All
					DATE OF ISSUE: 01/2009

phaw83-70150-a2-a4



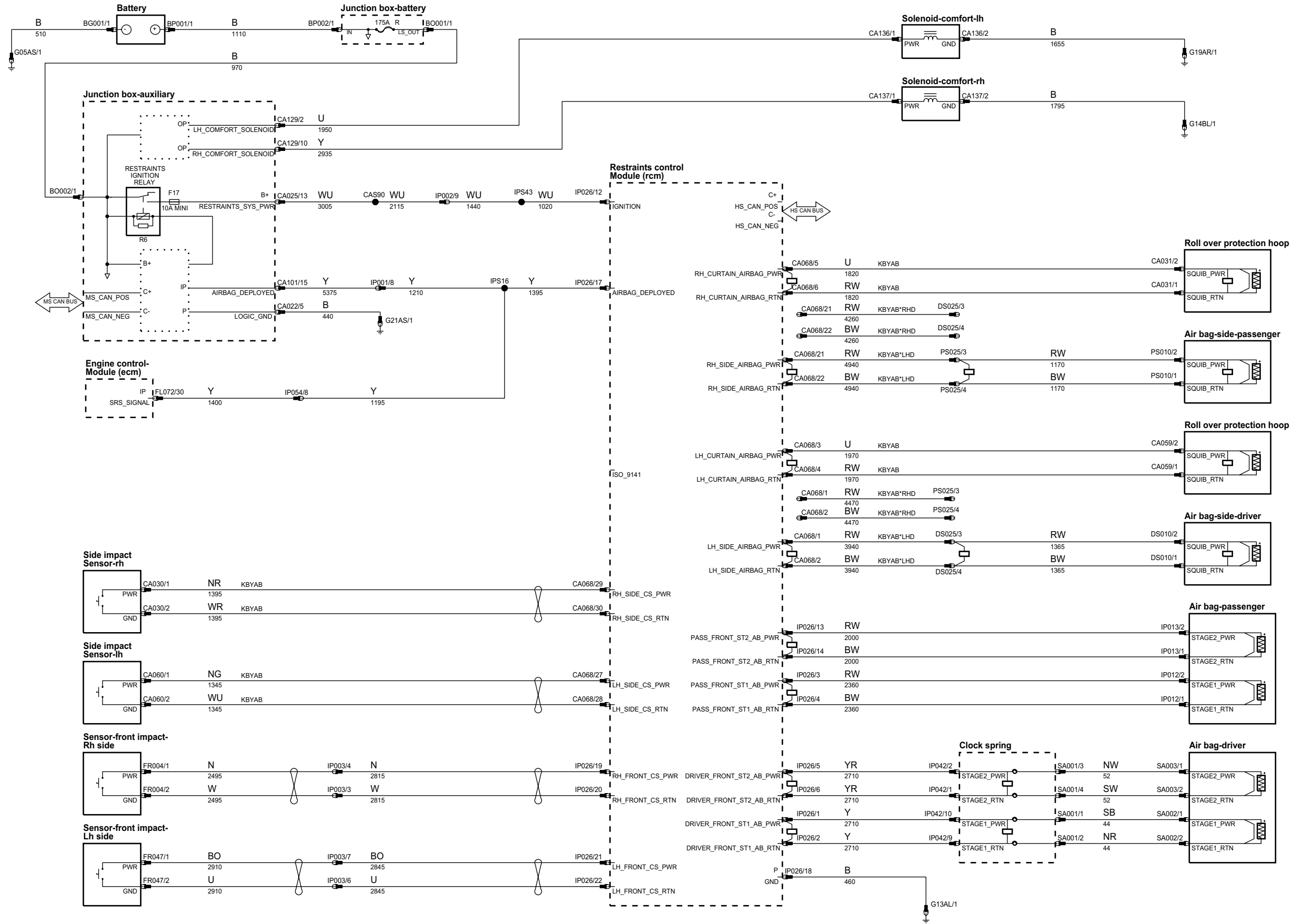
B- Battery Voltage	IP Input	VREF Sensor/Signal Supply V	HS CAN BUS High speed controller area network bus	MOST BUS Media oriented systems transport bus	VARIANT: All
P Power Ground	OP Output	GRES Sensor/Signal Ground	MS CAN BUS Medium speed controller area network bus	D Serial and Encoded Data	VIN RANGE: All
					DATE OF ISSUE: 01/2009

phaw83-70150-b2-a4



B - Battery Voltage	IP Input	VREF Sensor/Signal Supply V	HS CAN BUS High speed controller area network bus	MOST BUS Media oriented systems transport bus	VARIANT: Yes
P Power Ground	OP Output	GRES Sensor/Signal Ground	MS CAN BUS Medium speed controller area network bus	D Serial and Encoded Data	VIN RANGE: All
					DATE OF ISSUE: 01/2009

phaw83-70150-b-a4



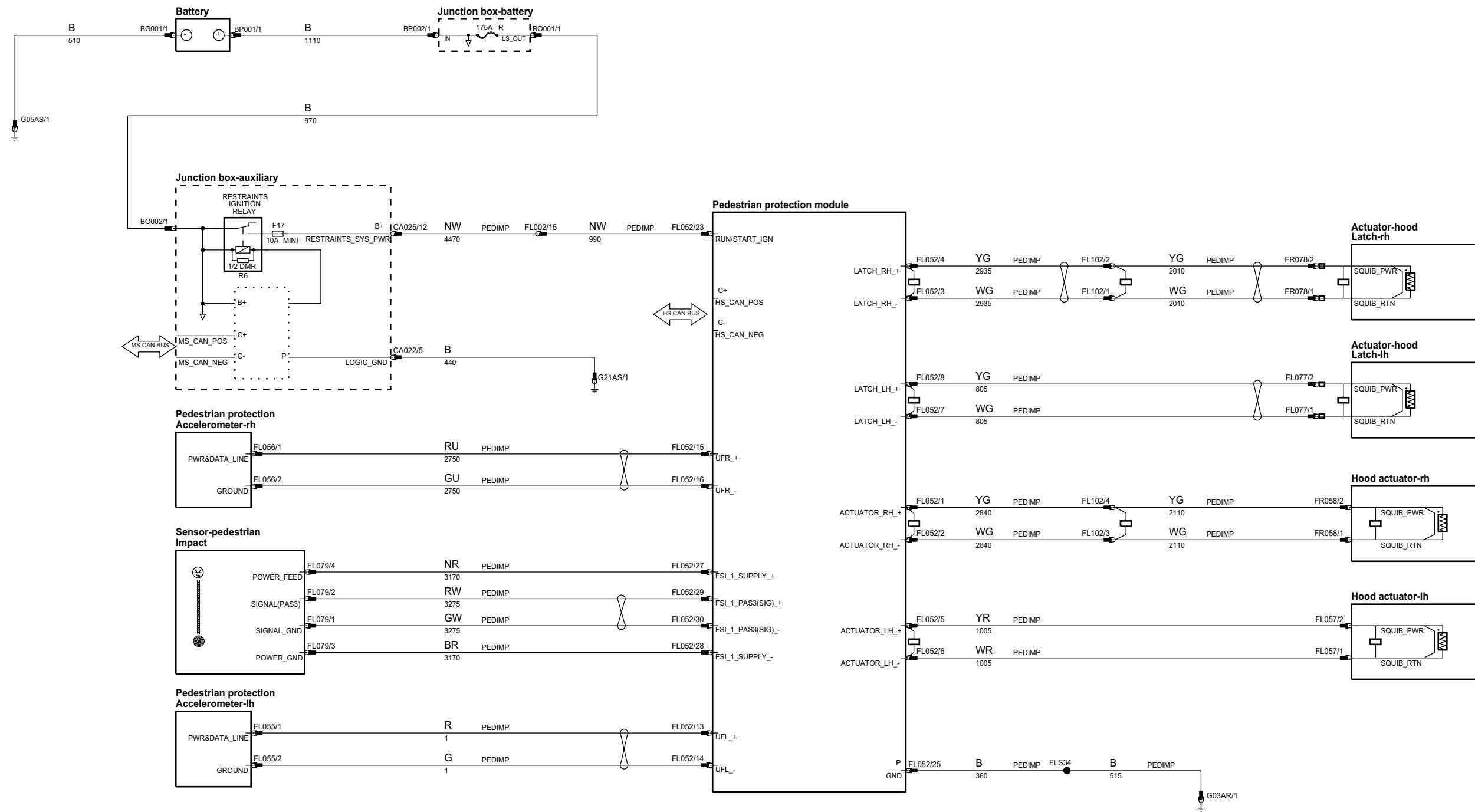
B- Battery Voltage
 P Power Ground
 IP Input
 OP Output
 VREF Sensor/Signal Supply V
 GREF Sensor/Signal Ground

HS CAN BUS High speed controller area network bus
 MS CAN BUS Medium speed controller area network bus

MOST BUS Media oriented systems transport bus
 D Serial and Encoded Data

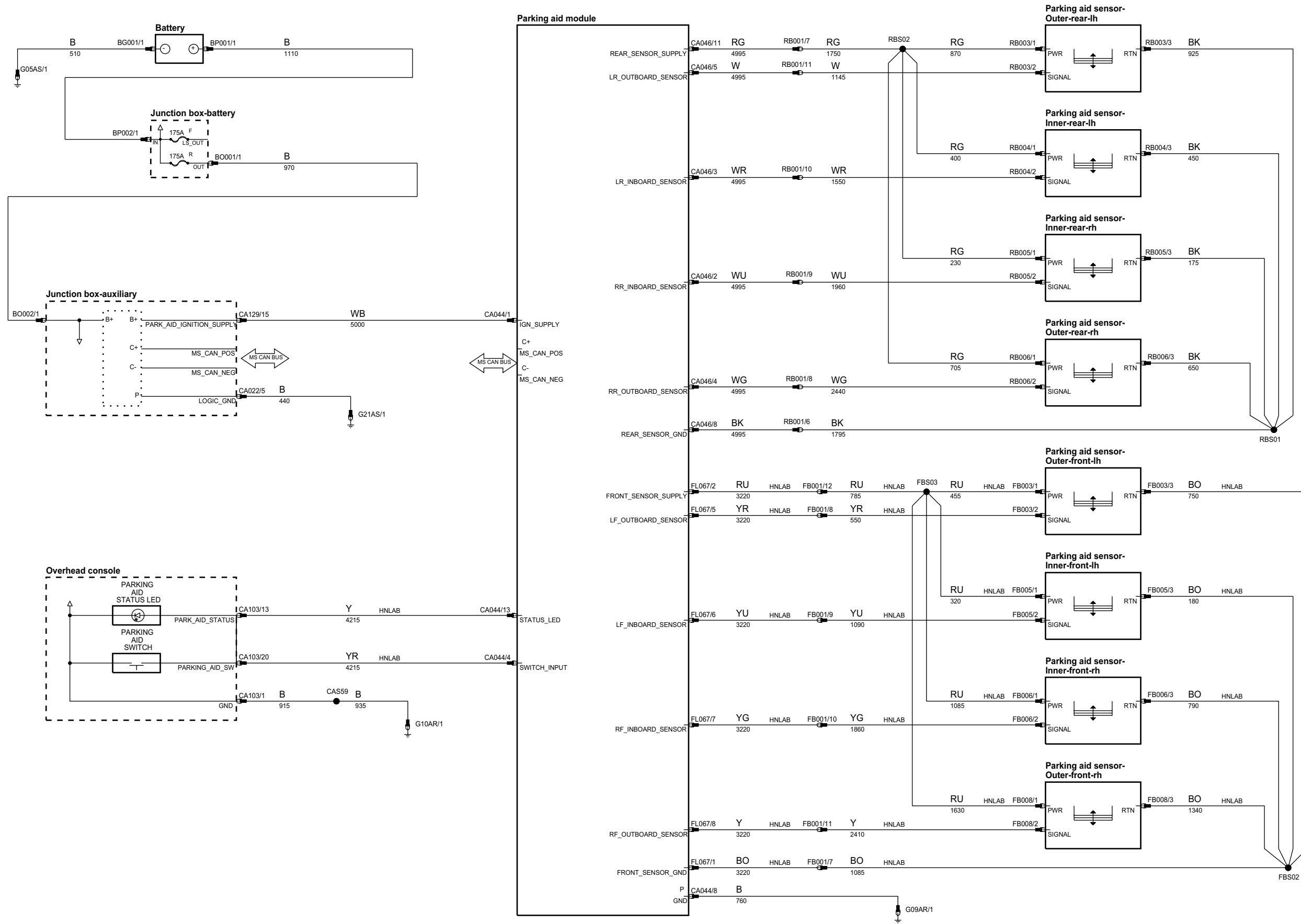
VARIANT: Yes
 VIN RANGE: All
 DATE OF ISSUE: 01/2009

phaw83-70152-a-a4

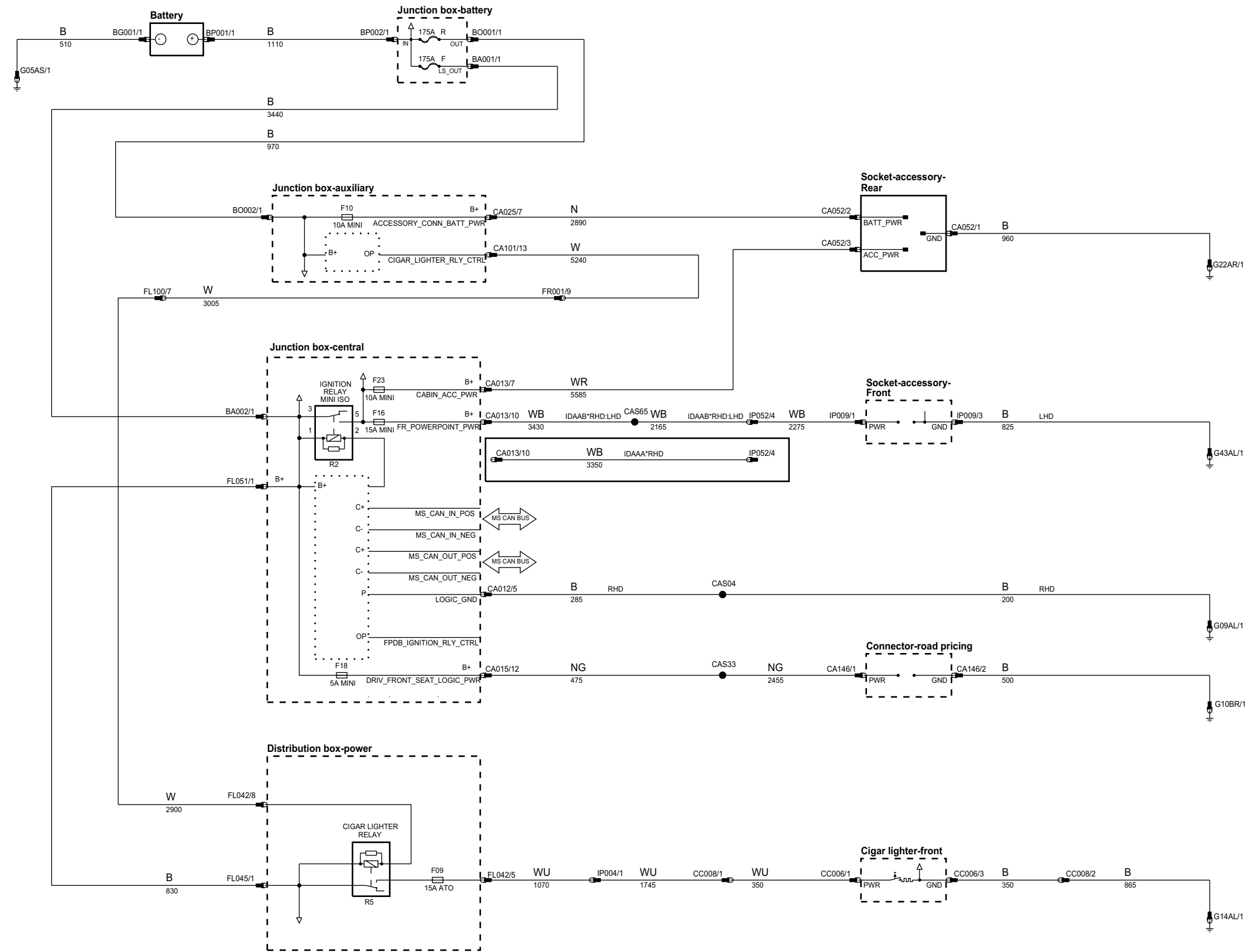


B - Battery Voltage	IP Input	VREF Sensor/Signal Supply V	HS CAN BUS High speed controller area network bus	MOST BUS Media oriented systems transport bus	VARIANT: Yes
P Power Ground	OP Output	GRF Sensor/Signal Ground	MS CAN BUS Medium speed controller area network bus	D Serial and Encoded Data	VIN RANGE: All
					DATE OF ISSUE: 01/2009

phaw83-70481-b-a4



B- Battery Voltage	IP Input	VREF Sensor/Signal Supply V	HS CAN BUS High speed controller area network bus	MOST BUS Media oriented systems transport bus	VARIANT: Yes
P Power Ground	OP Output	GREF Sensor/Signal Ground	MS CAN BUS Medium speed controller area network bus	D Serial and Encoded Data	VIN RANGE: All
					DATE OF ISSUE: 01/2009



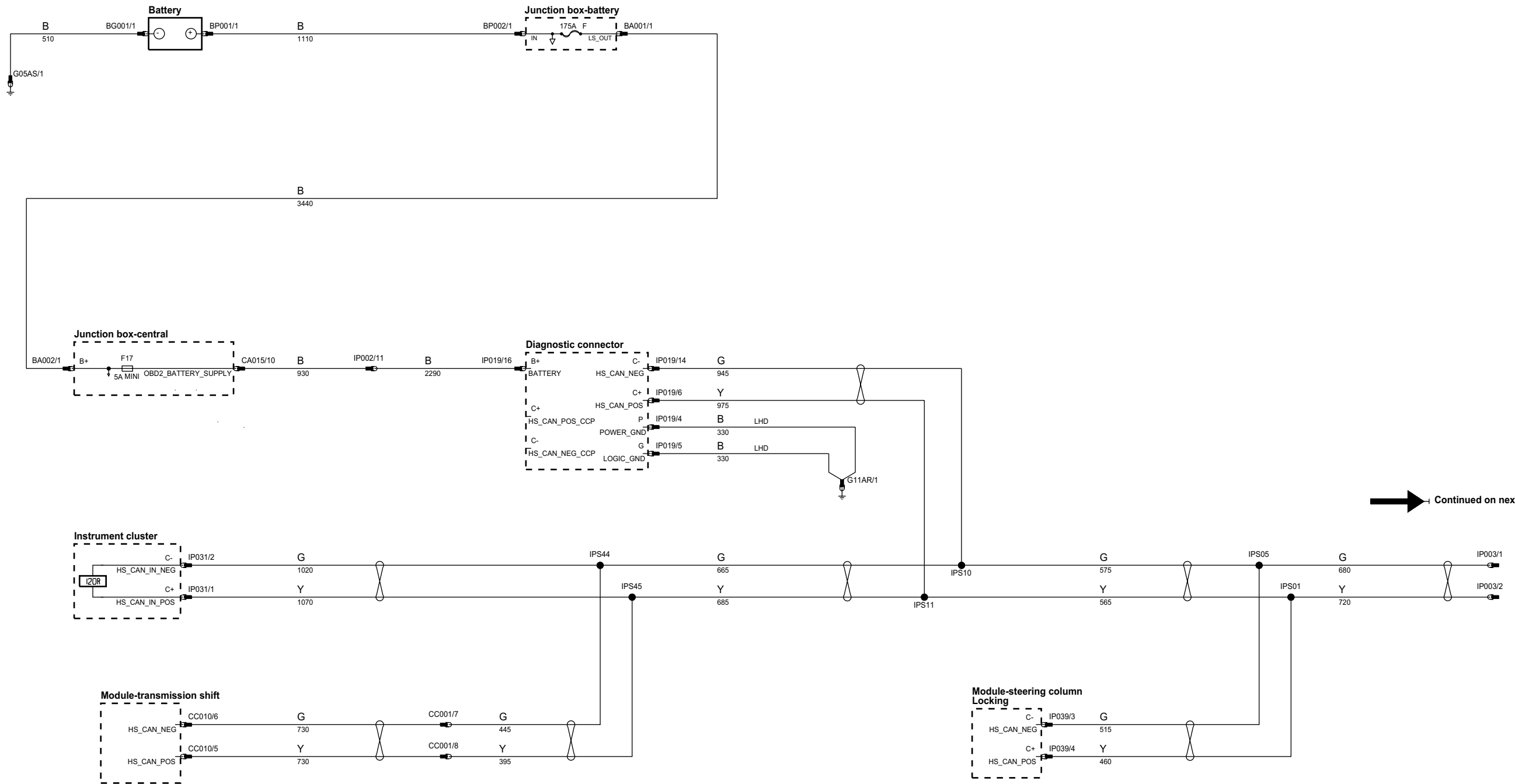
B+ Battery Voltage
P Power Ground
IP Input
OP Output
VREF Sensor/Signal Supply V
GREF Sensor/Signal Ground

HS CAN BUS High speed controller area network bus
MS CAN BUS Medium speed controller area network bus

MOST BUS Media oriented systems transport bus
D Serial and Encoded Data

VARIANT: All
VIN RANGE: All
DATE OF ISSUE: 01/2009

phaw83-70016-b2-a4

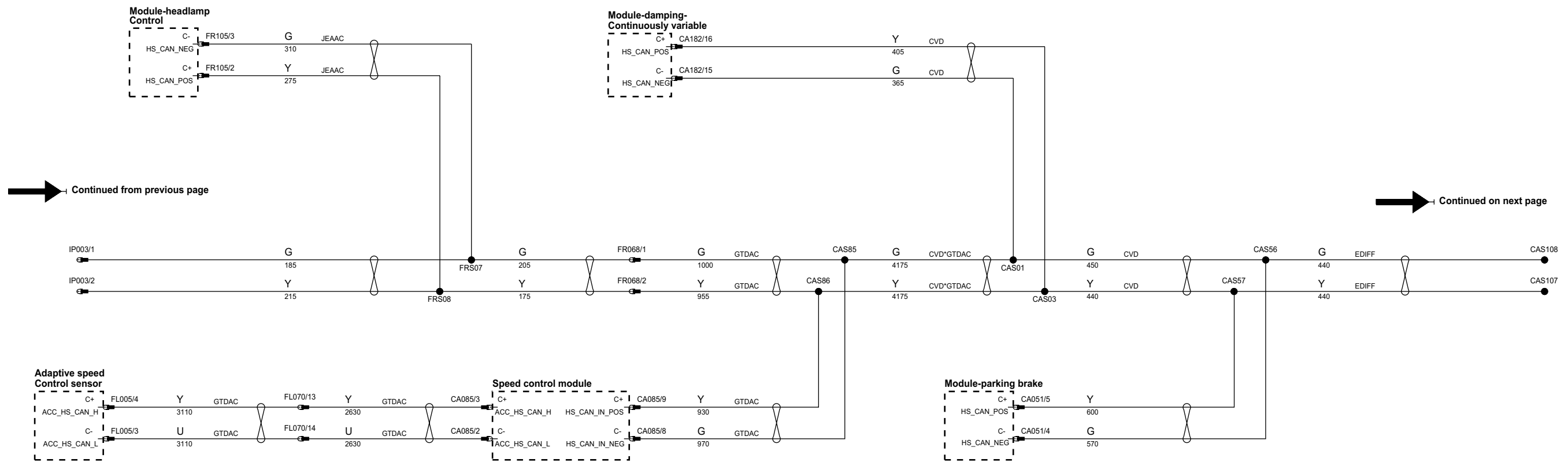
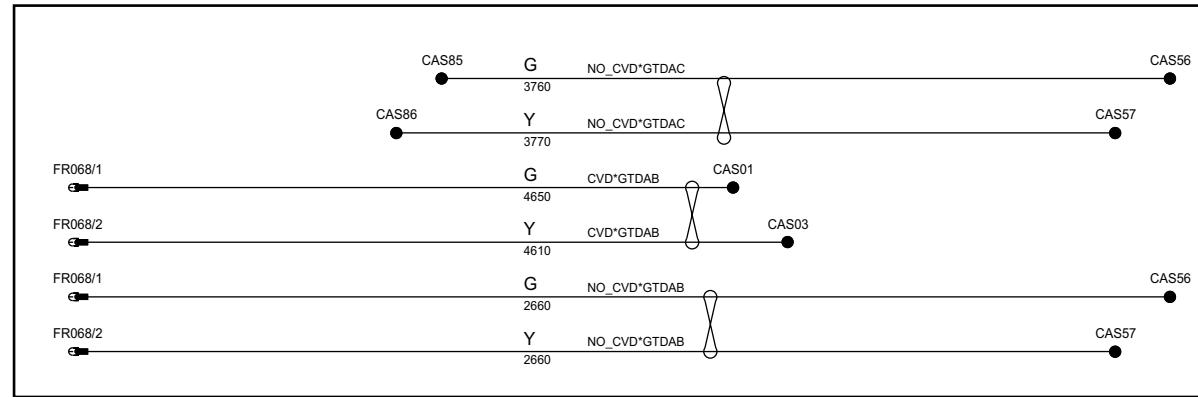
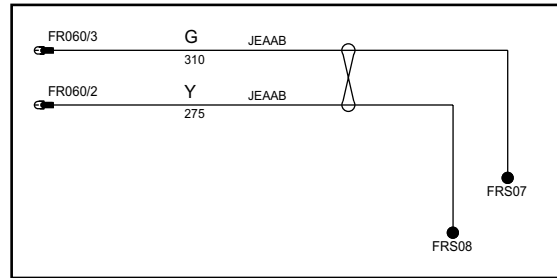


➔ Continued on next page

B- Battery Voltage	IP Input	VREF Sensor/Signal Supply V	HS CAN BUS High speed controller area network bus	MOST BUS Media oriented systems transport bus	VARIANT: All
P Power Ground	OP Output	GRES Sensor/Signal Ground	MS CAN BUS Medium speed controller area network bus	D Serial and Encoded Data	VIN RANGE: All
					DATE OF ISSUE: 01/2009

x

phaw83-70016-b3-a4



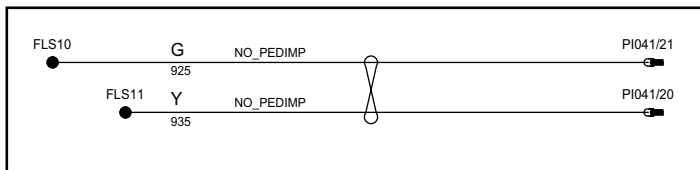
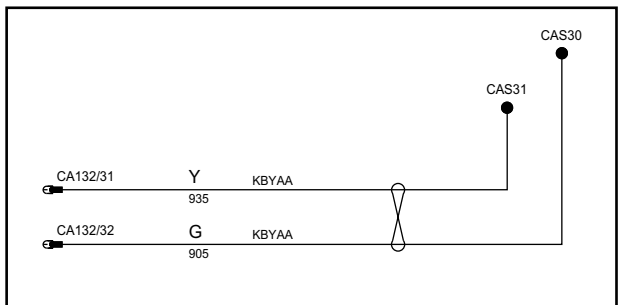
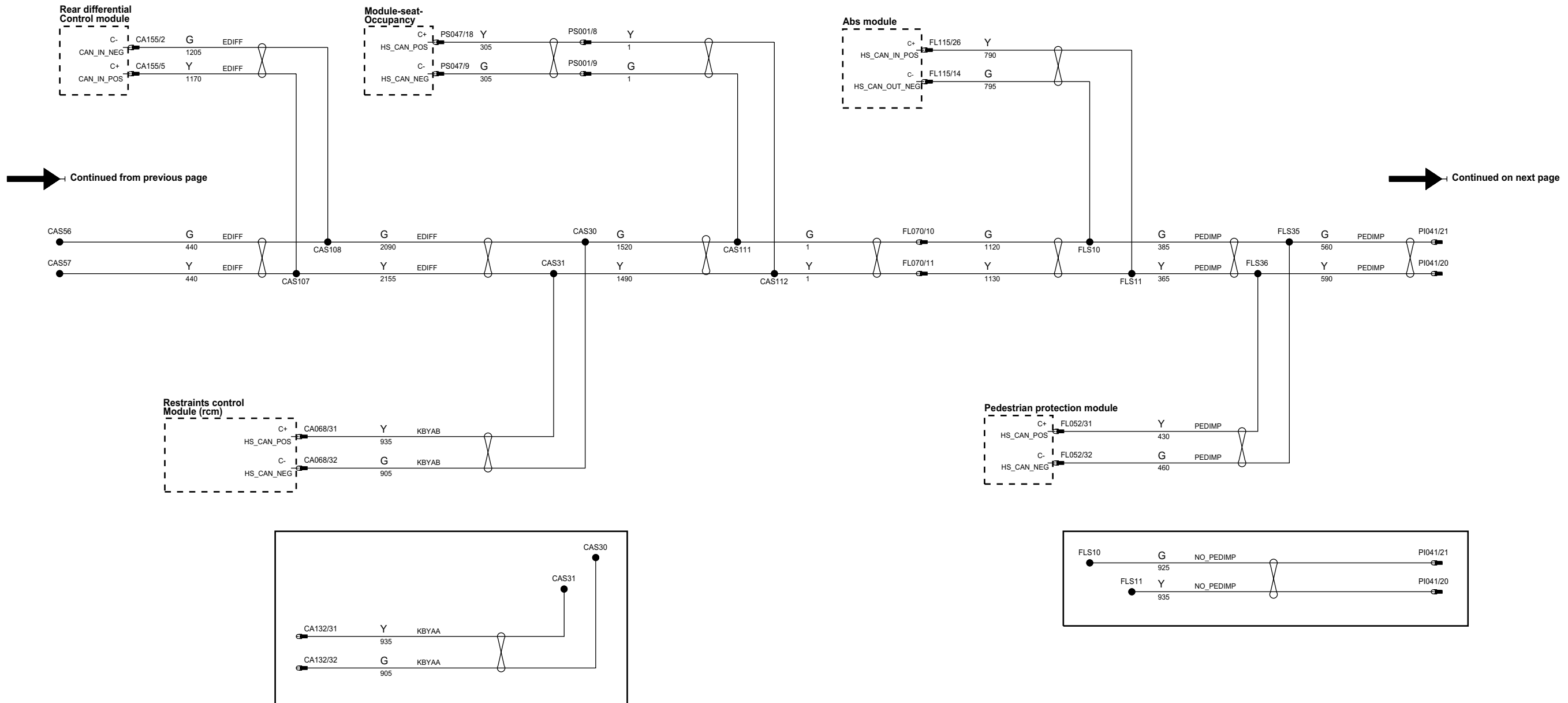

Continued from previous page

Continued on next page

B- Battery Voltage	IP Input	VREF Sensor/Signal Supply V	HS CAN BUS High speed controller area network bus	MOST BUS Media oriented systems transport bus	VARIANT: All
P Power Ground	OP Output	GRF Sensor/Signal Ground	MS CAN BUS Medium speed controller area network bus	D Serial and Encoded Data	VIN RANGE: All
					DATE OF ISSUE: 12/2008

x

phaw83-70016-b4-a4



B- Battery Voltage
P Power Ground

IP Input
OP Output

VREF Sensor/Signal Supply V
GREF Sensor/Signal Ground

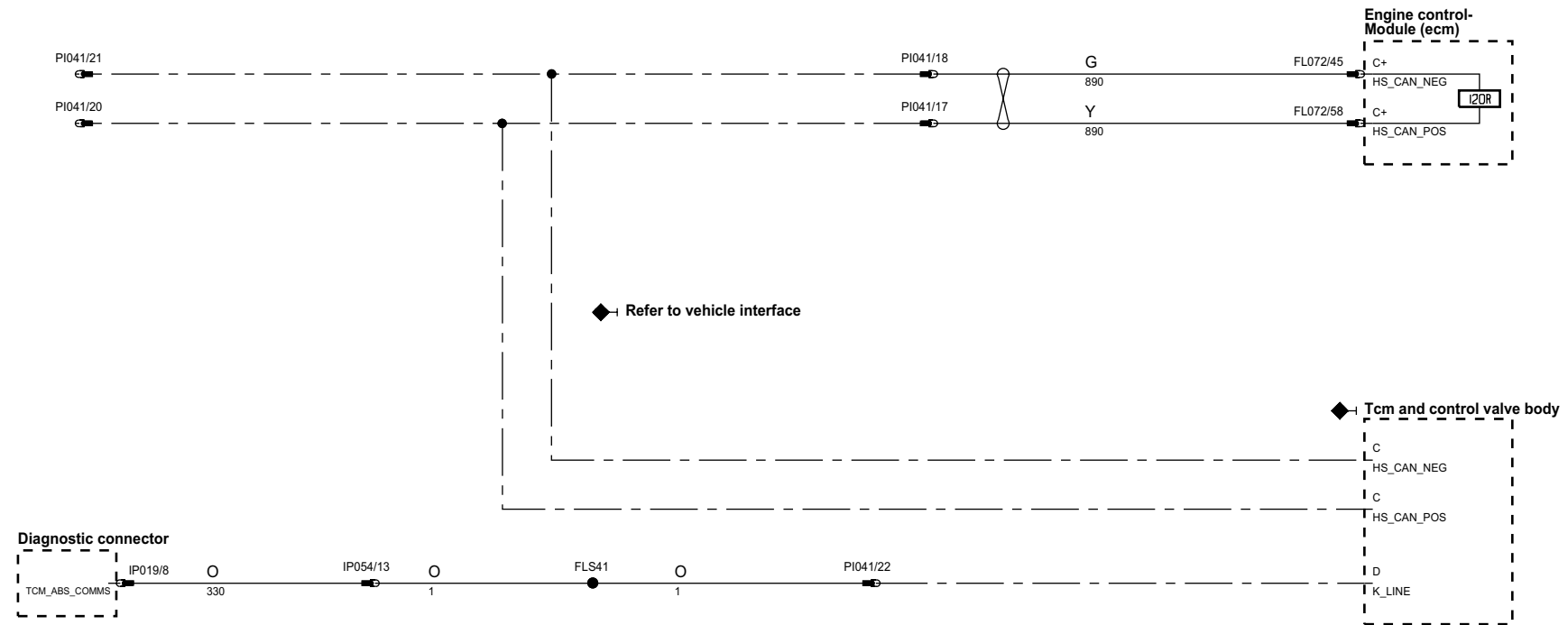
HS CAN BUS High speed controller area network bus
MS CAN BUS Medium speed controller area network bus

MOST BUS Media oriented systems transport bus
D Serial and Encoded Data

VARIANT: All
VIN RANGE: All
DATE OF ISSUE: 12/2008

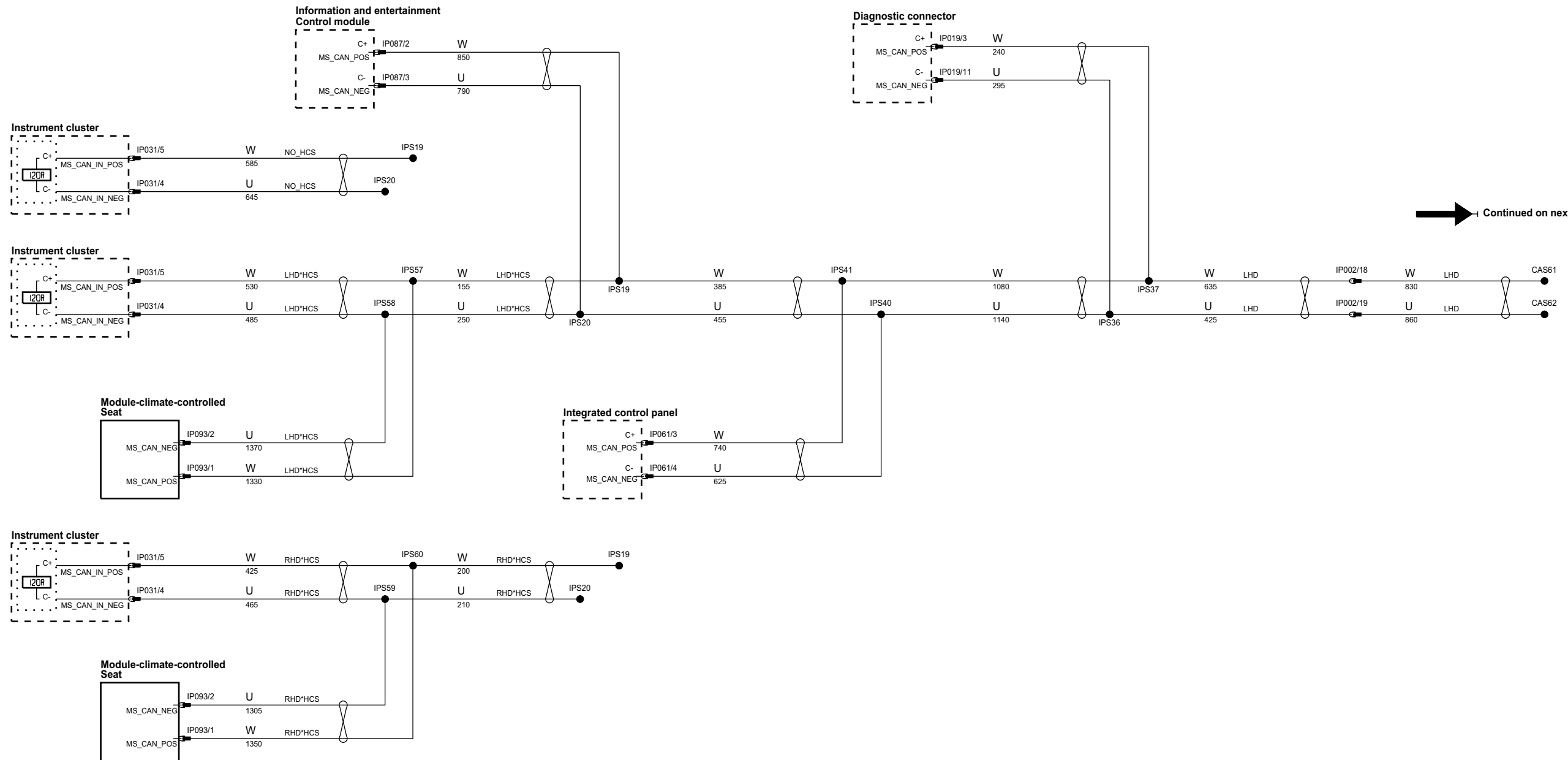
phaw83-70016-b5-a4

Continued from previous page



B- Battery Voltage	IP Input	VREF Sensor/Signal Supply V	HS CAN BUS High speed controller area network bus	MOST BUS Media oriented systems transport bus	VARIANT: All
P Power Ground	OP Output	GRES Sensor/Signal Ground	MS CAN BUS Medium speed controller area network bus	D Serial and Encoded Data	VIN RANGE: All
					DATE OF ISSUE: 12/2008

phaw83-70016-a2-a4



B- Battery Voltage
P Power Ground

IP Input
OP Output

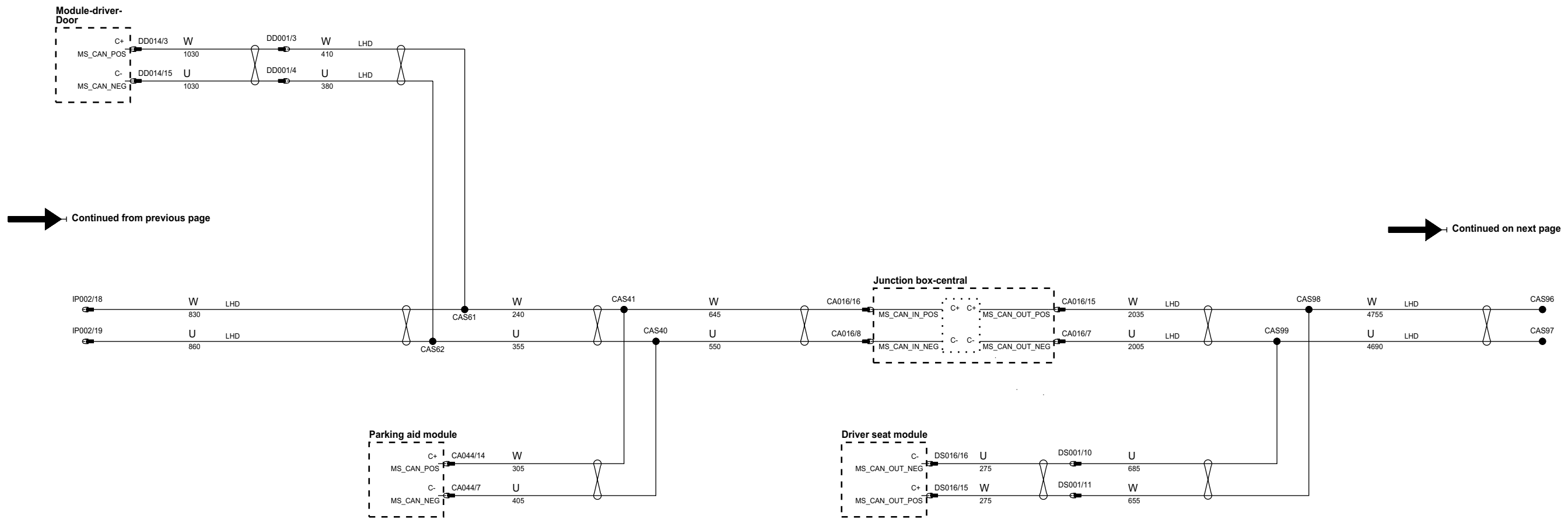
VREF Sensor/Signal Supply V
GREF Sensor/Signal Ground

HS CAN BUS High speed controller area network bus
MS CAN BUS Medium speed controller area network bus

MOST BUS Media oriented systems transport bus
D Serial and Encoded Data

VARIANT: All
VIN RANGE: All
DATE OF ISSUE: 12/2008

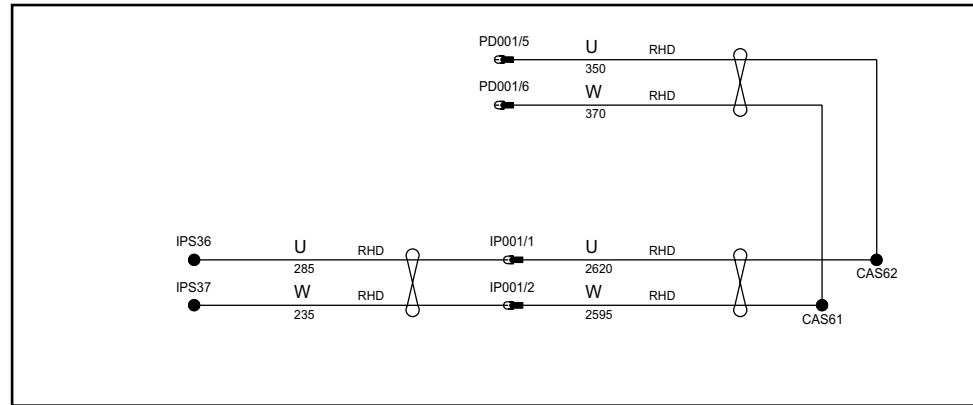
phaw83-70016-a3-a4



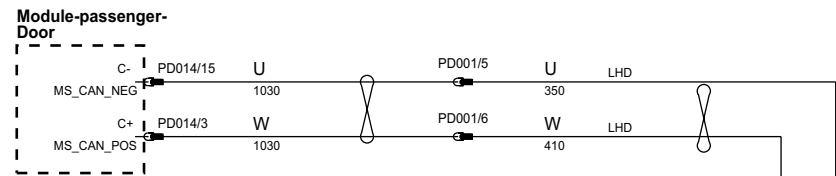
B - Battery Voltage	IP Input	VREF Sensor/Signal Supply V	HS CAN BUS High speed controller area network bus	MOST BUS Media oriented systems transport bus	VARIANT: All
P Power Ground	OP Output	GRES Sensor/Signal Ground	MS CAN BUS Medium speed controller area network bus	D Serial and Encoded Data	VIN RANGE: All
					DATE OF ISSUE: 12/2008

x

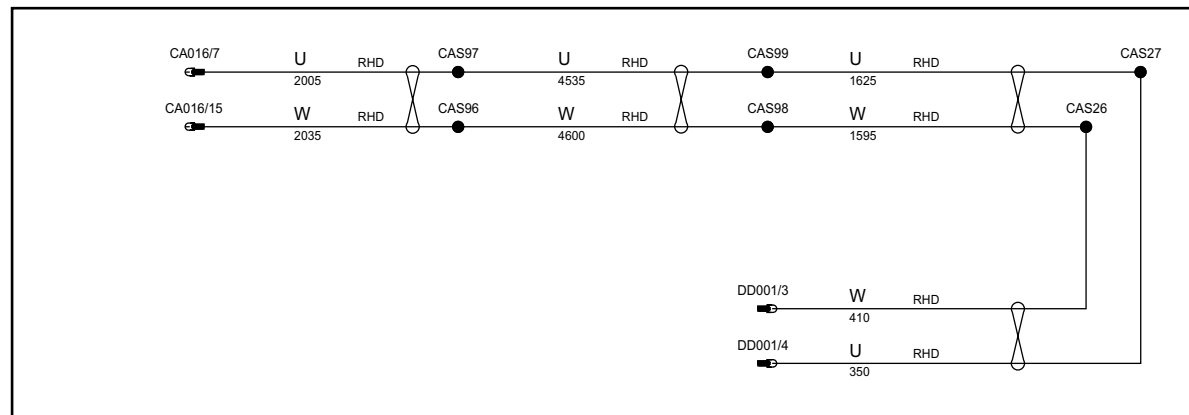
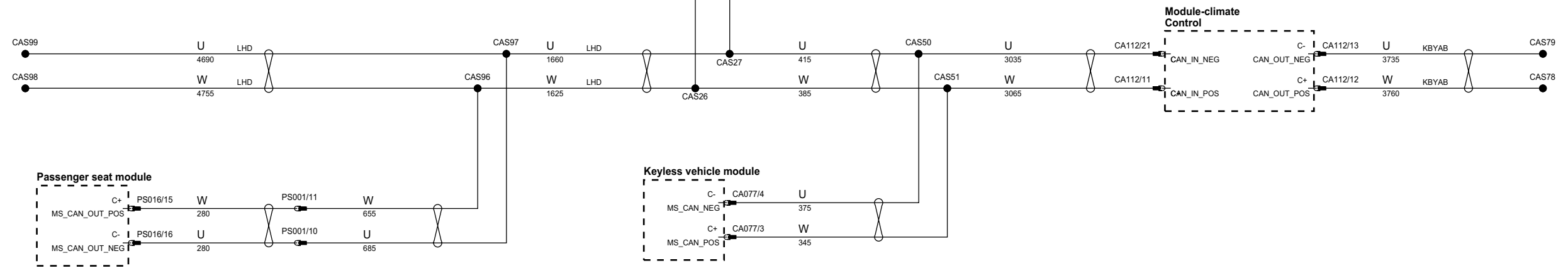
phaw83-70016-a4-a4



Continued from previous page



Continued on next page



B- Battery Voltage
P Power Ground

IP Input
OP Output

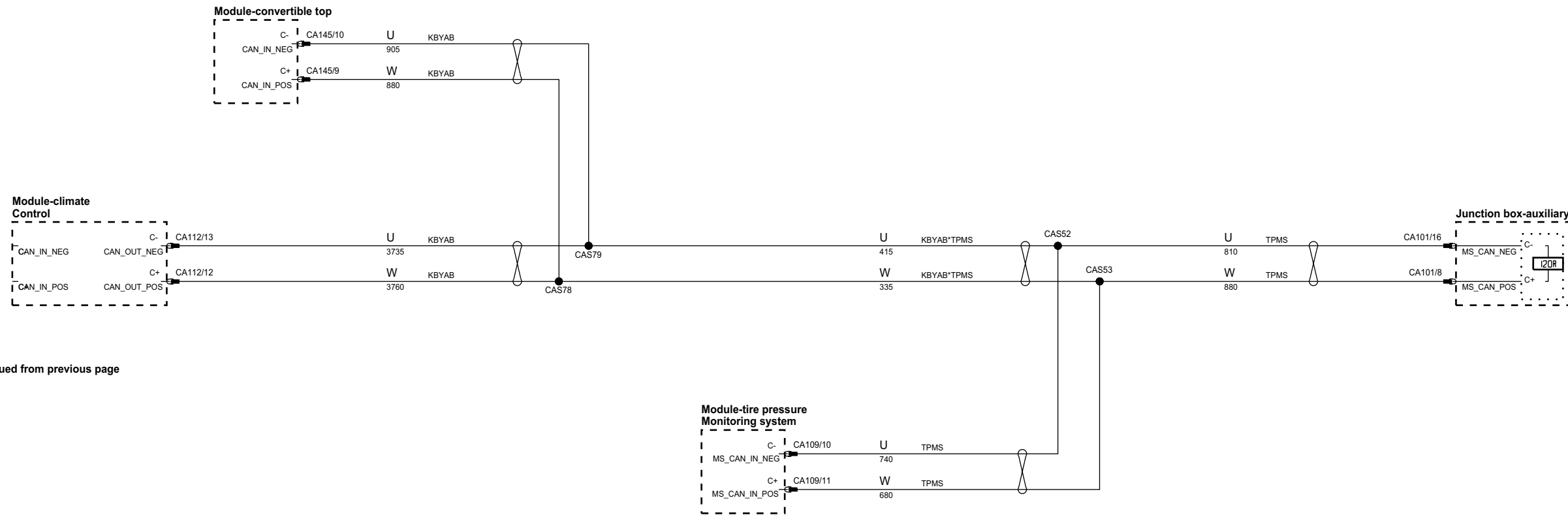
VREF Sensor/Signal Supply V
GREF Sensor/Signal Ground

HS CAN BUS High speed controller area network bus
MS CAN BUS Medium speed controller area network bus

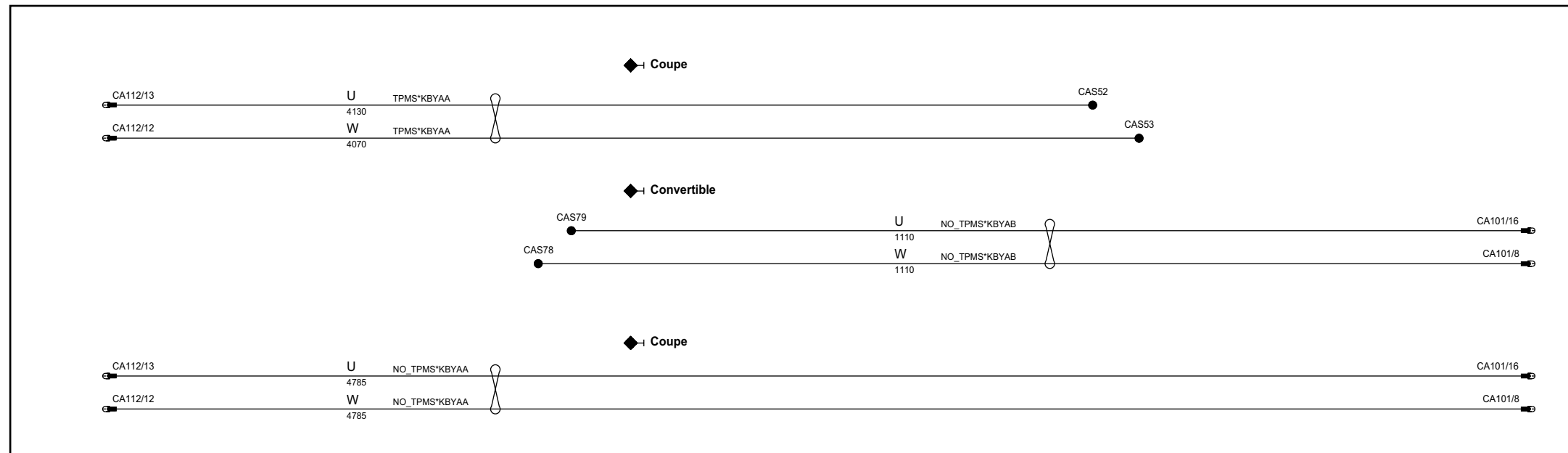
MOST BUS Media oriented systems transport bus
D Serial and Encoded Data

VARIANT: All
VIN RANGE: All
DATE OF ISSUE: 12/2008

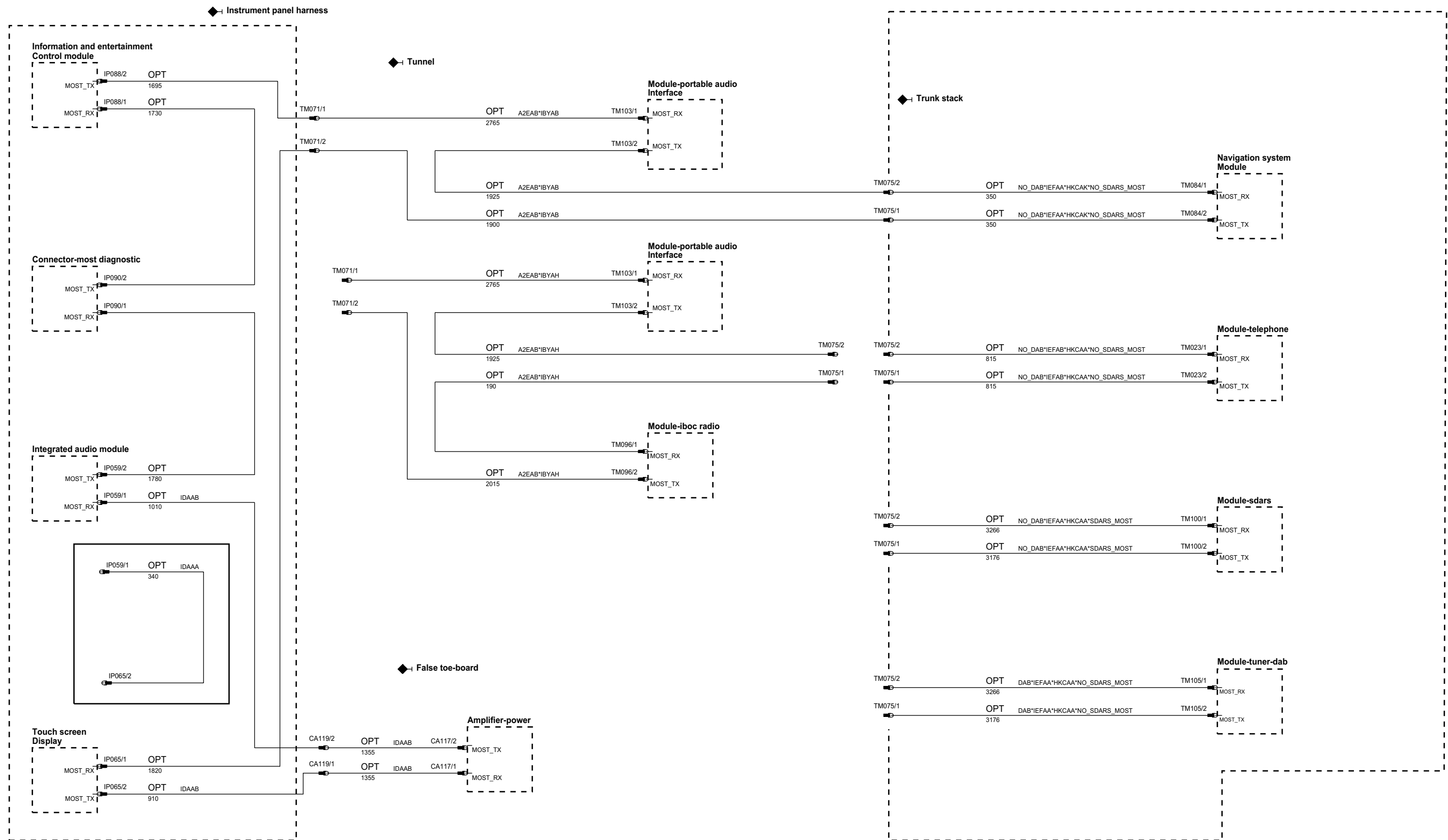
phaw83-70016-a5-a4



Continued from previous page



phaw83-70016-c2-a4



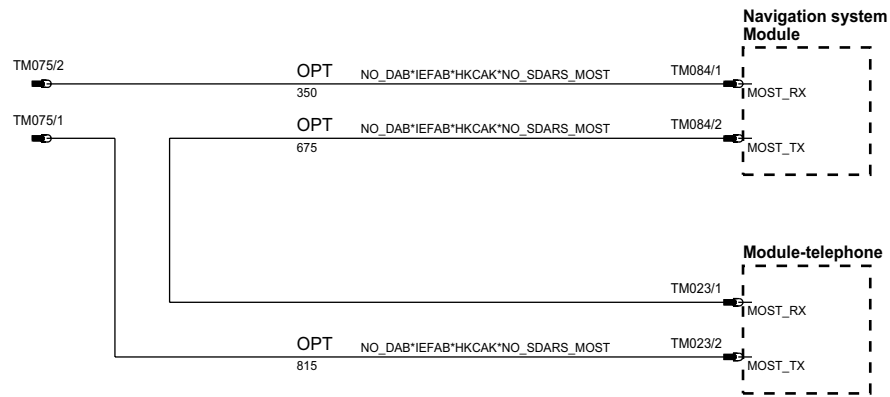
B- Battery Voltage
P Power Ground
IP Input
OP Output
VREF Sensor/Signal Supply V
GREF Sensor/Signal Ground

HS CAN BUS High speed controller area network bus
MS CAN BUS Medium speed controller area network bus


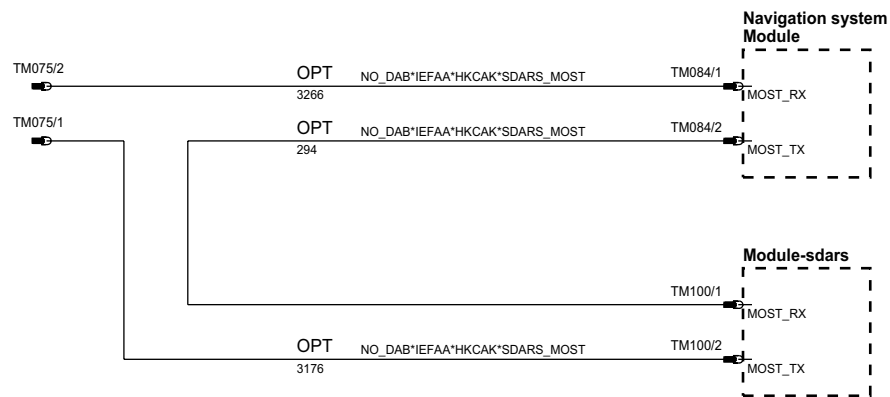
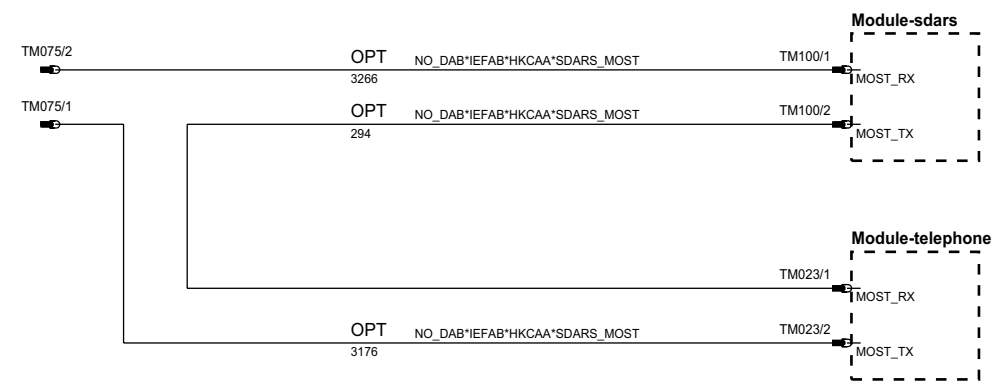
MOST BUS Media oriented systems transport bus
D Serial and Encoded Data

VARIANT: All
VIN RANGE: All
DATE OF ISSUE: 01/2009

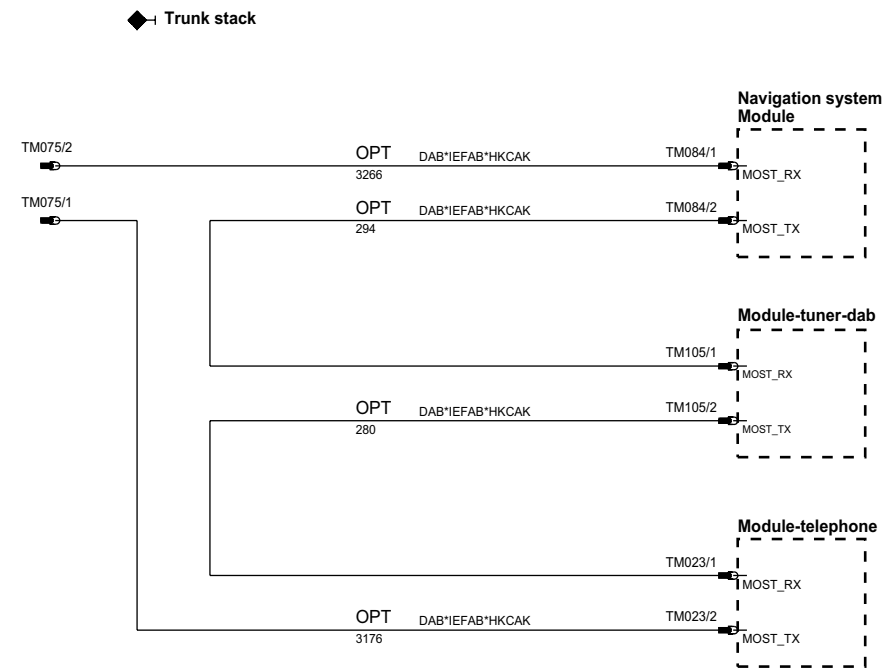
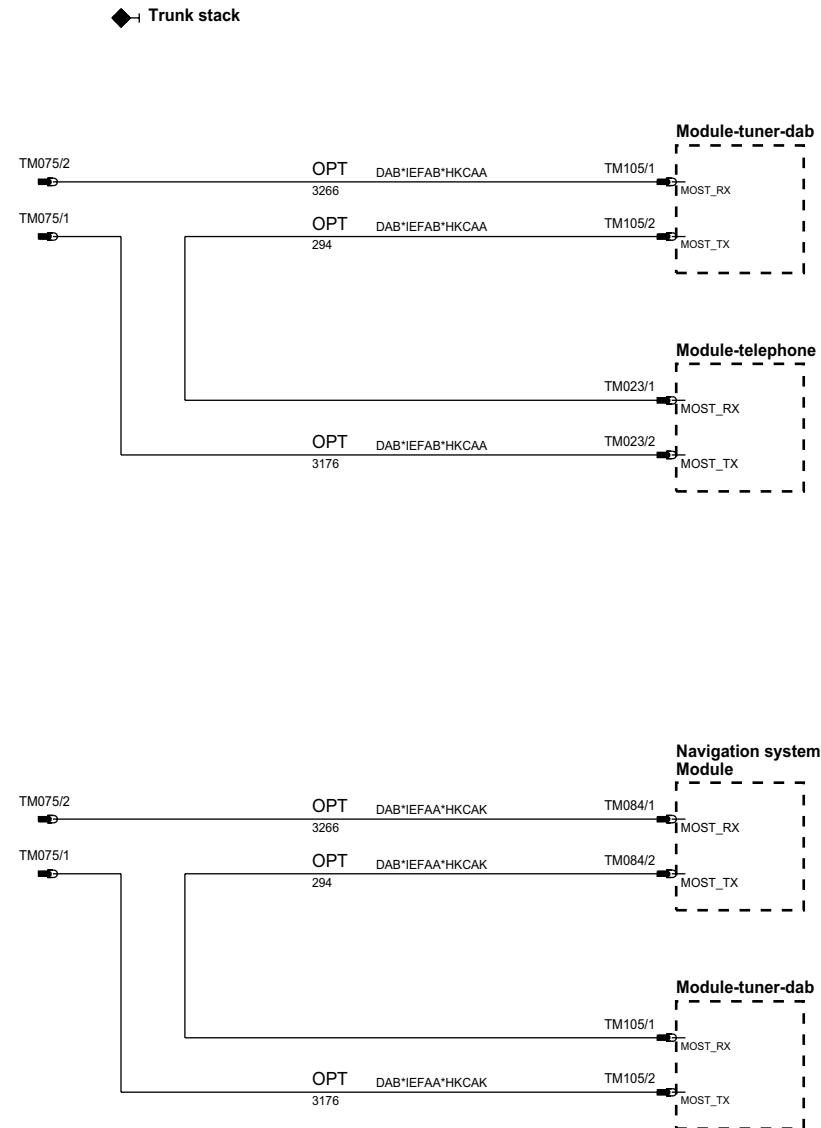
Trunk stack



Trunk stack



phaw83-70016-c4-a2



B - Battery Voltage	IP Input	VREF Sensor/Signal Supply V	HS CAN BUS High speed controller area network bus	MOST BUS Media oriented systems transport bus	VARIANT: All
P Power Ground	OP Output	GRES Sensor/Signal Ground	MS CAN BUS Medium speed controller area network bus	D Serial and Encoded Data	VIN RANGE: All
					DATE OF ISSUE: 12/2008

