

Loss Of Headlamp Washer Jet Cover –
 Poor Retention –
 Install Pre-painted Covers/Revised Link

MODEL 2002-03 MY
 X-TYPE
 VIN C00001-D29054

Issue:

Some 2002-03 MY X-TYPE vehicles within the above VIN range may experience the loss of one or both covers from the headlamp power wash jets.

Two new modified headlamp powerwash jet links and painted covers are to be installed, when one or both covers are missing.

Action:

On a customer complaint basis only, install **all the components** from the repair kit when **one or both** covers are missing.

Note: Each kit includes **two** painted and modified covers and **two** modified links.

WORKSHOP PROCEDURE

1. Working on first headlamp powerwash jet, grip headlamp powerwash jet cover with fingers and slowly pull headlamp powerwash jet out to its operating position.

Note: If headlamp powerwash jet cover is missing/lost, pull headlamp powerwash jet slowly out to operating position using pliers or hook.

2. Displace and remove headlamp powerwash jet cover from link if installed.
3. Displace and remove headlamp powerwash jet cover link from headlamp powerwash jet (Illustration 1).

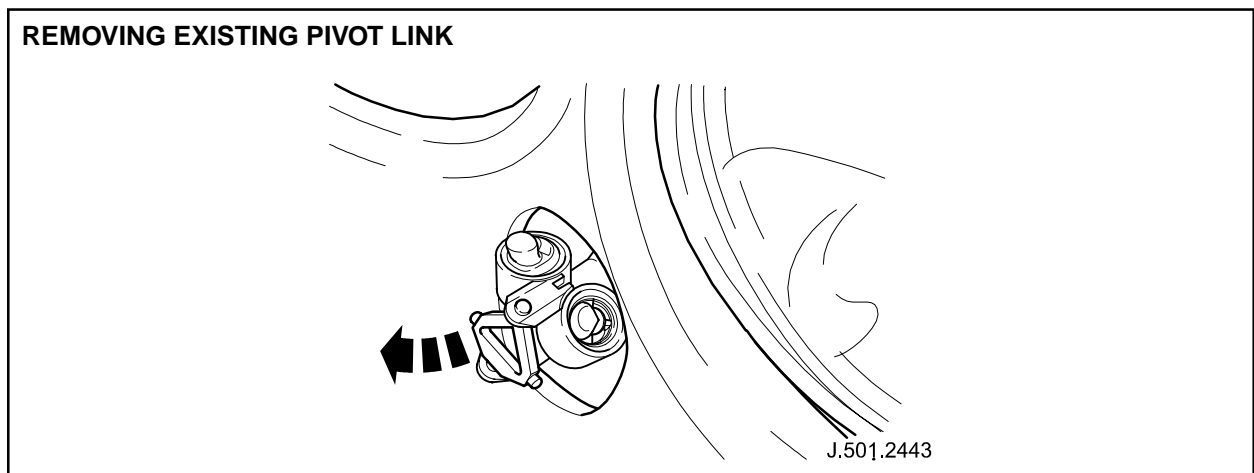


ILLUSTRATION 1

INSTALLING NEW PIVOT LINK

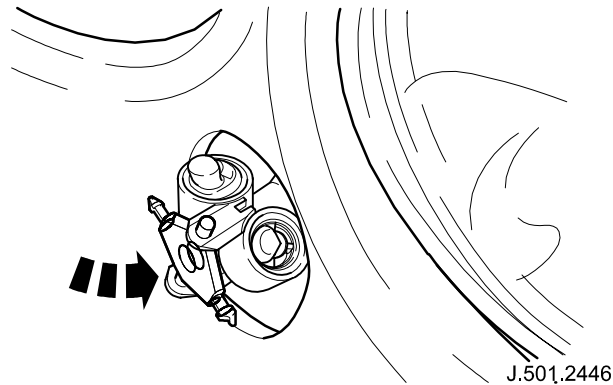


ILLUSTRATION 2

4. Install and seat new link to headlamp powerwash jet (Illustration 2).

Note: New link pegs are offset lowermost when installed for correct seating of cover to bumper.

INSTALLING COVER ON POWER WASH JET




ILLUSTRATION 3

5. Install new cover assembly to new link (Illustration 3).

Note: Powerwash jet covers are marked on the rear face left hand or right hand.

6. Slowly release headlamp powerwash jet to its retracted position.
7. Repeat steps 1 to 6 to install remaining headlamp powerwash jet link and cover.

Parts Information:

Note: Each kit includes **two** painted and modified covers and **two** modified links.

DESCRIPTION	PART NUMBER	QTY
Powerwash jet cover kit - Platinum	C2S 30428 MDZ	1
Powerwash jet cover kit - Anthracite	C2S 30428 PED	1
Powerwash jet cover kit - British Racing Green	C2S 30428 HGD	1
Powerwash jet cover kit - Quartz	C2S 30428 LHK	1
Powerwash jet cover kit - Adriatic Blue	C2S 30428 JJM	1
Powerwash jet cover kit - Emerald Green	C2S 30428 HGG	1
Powerwash jet cover kit - Pacific Blue	C2S 30428 JHM	1
Powerwash jet cover kit - Topaz	C2S 30428 SEC	1
Powerwash jet cover kit - Carnival	C2S 30428 CGG	1
Powerwash jet cover kit - Titanium	C2S 30428 LGL	1
Powerwash jet cover kit - Onyx White	C2S 30428 NEG	1
Powerwash jet cover kit - Zircon Blue	C2S 30428 JHV	1
Powerwash jet cover kit - Phoenix Blue	C2S 30428 CGL	1
Powerwash jet cover kit - Ebony	C2S 30428 PEC	1
Powerwash jet cover kit - Jaguar Racing Green	C2S 30428 HGZ	1
Powerwash jet cover kit - Westminster	C2S 30428 JHG	1

Note: If the powerwash jet cover color is not on the list above or unavailable from Jaguar Cars Parts Operations, then primed powerwash jet covers and links for both sides (see list below) must be ordered. For painting allowance please follow the Warranty Policy and Procedure Manual. The same Workshop Procedure and time allowance will apply.

DESCRIPTION	PART NUMBER	QTY
Primed powerwash jet cover left hand side	C2S 19895 XXX	1
Primed powerwash jet cover right hand side	C2S 19896 XXX	1
Powerwash jet cover link (per vehicle)	C2S 30434	2

Warranty Information:

Warranty claims should be submitted quoting the information found in the table below. This will result in payment of the stated time and, where applicable parts/miscellaneous expense codes as listed.

Description	SRO	Time	Causal Part Number
Install powerwash jet cover kit	84.91.10	0.2 hrs.	C2S 1895